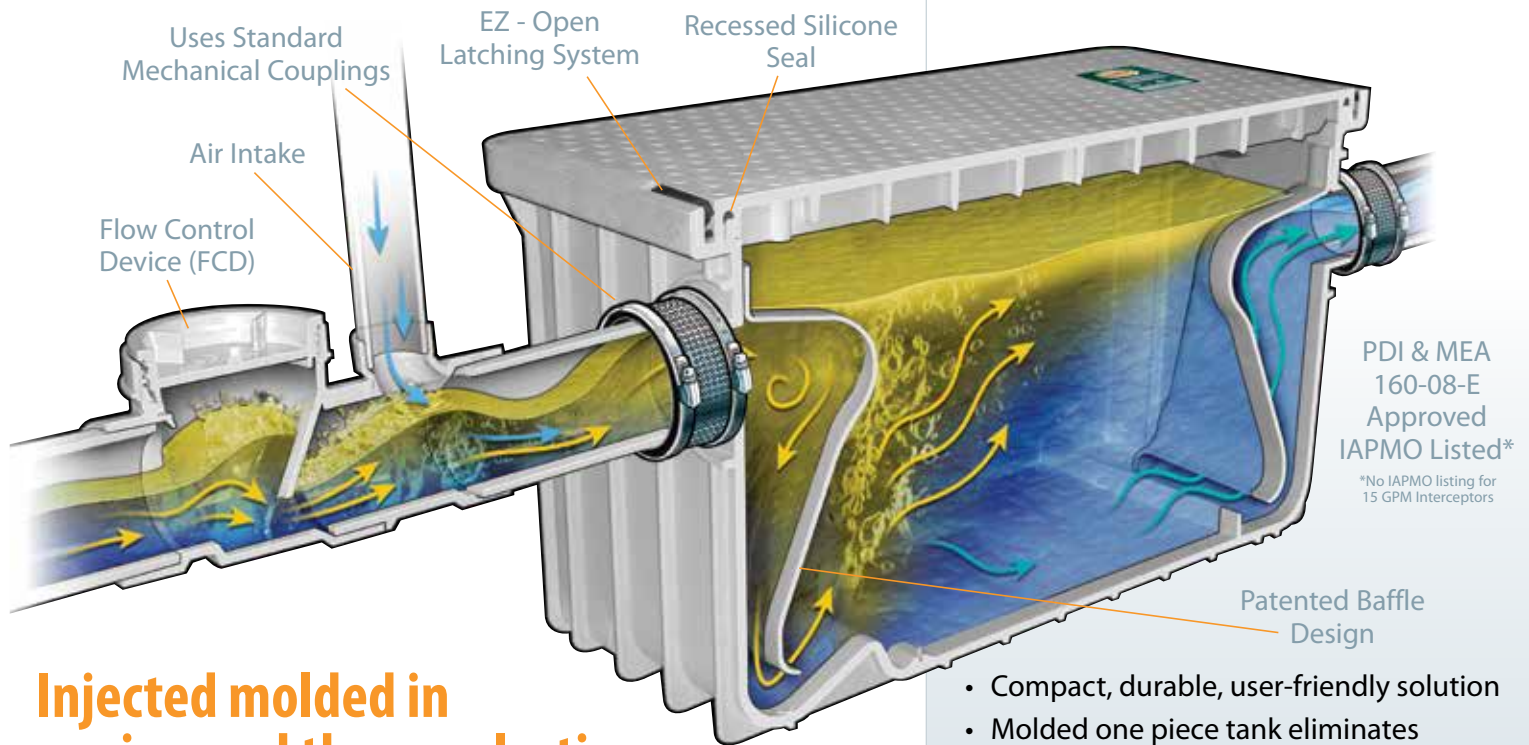


# ENDURA® GREASE MANAGEMENT

**endura**®  
Grease Interceptor



*The  
Engineered  
Solution  
to grease  
management*



PDI & MEA  
160-08-E  
Approved  
IAPMO Listed\*  
\*No IAPMO listing for  
15 GPM Interceptors

**Injected molded in  
engineered thermoplastics,  
Endura® will not corrode,  
chip or peel, even under the  
most severe applications**

WARRANTED  
**10**  
YEARS

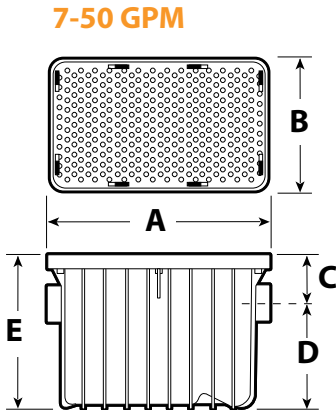
- Compact, durable, user-friendly solution
- Molded one piece tank eliminates seams and potential leaking
- Can withstand continuous discharge at 104° C (220° F)
- Lightweight and strong, Endura® models weigh up to 60% less than directly equivalent metal competitors - offers ease of installation, transport and storage
- Endura® supports 300 pounds of pedestrian and light duty traffic
- Connected using mechanical joint couplings allowing for use of various piping materials
- Flexibility of installation - can be installed in-floor, on-floor, or semi-recessed
- 15-50 gpm modular risers available

**Sewer authorities and building owners spend millions of dollars every year combating grease accumulation in plumbing systems.** Grease accumulation causes sewer blockages and overflows. These overflows are a health risk to you, your employees, your customers and the general public. Injection molded in engineered thermoplastic, the Endura® Grease Interceptor provides restaurant operators the best value and performance on the market today.

[www.EnduraInterceptor.com](http://www.EnduraInterceptor.com)

**endura**®  
GREASE MANAGEMENT

### TANK DIMENSIONS



	Endura 7	Endura 10	Endura 15	Endura 20	Endura 25LO	Endura 25		Endura 35	Endura 50
GPM/lbs	7/14	10/20	15/30	20/40	25/50 LO	25/50		35/70	50/100
						2" Model	3" Model		
<b>A</b>	14.5" (368mm)	14.5" (368mm)	23.6" (600mm)	23.6" (600mm)	31.0" (787mm)	31.25" (794mm)		31.0" (787mm)	31.0" (787mm)
<b>B</b>	17.5" (444mm)	17.5" (444mm)	17.5" (444mm)	17.5" (444mm)	23.5" (597mm)	18.5" (470mm)		23.5" (597mm)	23.5" (597mm)
<b>C</b>	3.5" (89mm)	3.5" (89mm)	3.5" (89mm)	3.5" (89mm)	4" (102mm)	4" (102mm)	4.5" (114mm)	5.0" (127mm)	5.0" (127mm)
<b>D</b>	12.8" (325mm)	12.8" (325mm)	12.8" (325mm)	12.8" (325mm)	7" (178mm)	12.5" (318mm)	12" (305mm)	12.5" (318mm)	18.5" (470mm)
<b>E</b>	16.3" (414mm)	16.3" (414mm)	16.3" (414mm)	16.3" (414mm)	11" (279mm)	16.5" (419mm)		17.5" (444mm)	23.5" (597mm)

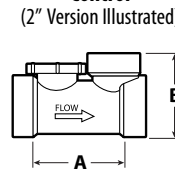
### FLOW CONTROL DIMENSIONS

NOM. Pipe Size	1 Piece Compact 2" h x h	2 Piece 2" h x h	2 Piece 3" h x h	2 Piece 4" h x h
A	3.94" (100mm)	3" (76.2mm)	4.23" (107.4mm)	6.13" (155.7mm)
B	3.44" (87.4mm)	3.84" (97.5mm)	5.93" (151mm)	6.84" (173.7mm)
C	-	-	-	-

### AIR INTAKE DIMENSIONS

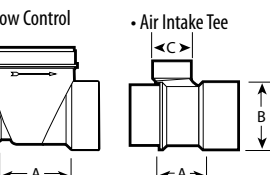
2" spg x h	3" spg x h	4" spg x h
2.91" (73.9mm)	2.67" (67.8mm)	3.19" (81mm)
2.71" (68.8mm)	4.01" (101.9mm)	5.04" (128mm)
2.24" (56mm)	2.27" (57.7mm)	2.72" (69.1mm)

### 1 Piece Compact Flow Control



A 2", two piece flow control is also available for purchase.

### 2 Piece Flow Control



See C39 Pricelist for details

### CAPACITIES

	Endura 7	Endura 10	Endura 15	Endura 20	Endura 25LO	Endura 25	Endura 35	Endura 50
<b>Part Number</b>	3907A02	3910A02	3915A02	3920A02	3925A02LO	3925XTA02 (2") 3925XTA03 (3")	3935A03 (3") 3935A04 (4")	3950A03 (3") 3950A04 (4")
<b>US Gallons Per Minute - GPM (L/Sec)</b>	7 (0.44)	10 (0.63)	15 (0.94)	20 (1.26)	25 LO (1.6)	25 (1.6)	35 (2.2)	50 (3.2)
<b>Min. Grease Capacity - lb (kg)</b>	14 (6.35)	20 (9.07)	30 (13.6)	40 (18.1)	50 (22.68)	50 (22.68)	70 (31.8)	100 (45.4)
<b>Grease Capacity Actual (ASME A112.14.3) - lb (kg)</b> † NSF ES 15741	31.95 (14.49)	38.07 (17.28)	35.14 (15.94)	76.4 (34.65)	62.59 (28.39)	72.55 (32.90) (2") 73.01 (33.11) (3")	138.5 (62.8)	122.07 (55.3)*
<b>Average Efficiency % (ASME A112.14.3)</b>	95.5%	92.5%	90.1%	95.4%	96.3%	96.7% (2") 97.3% (3")	98.6%	93.9%
<b>Operating Temperature Capabilities</b>	220°F (104°C)	220°F (104°C)	220°F (104°C)	220°F (104°C)	220°F (104°C)	220°F (104°C)	220°F (104°C)	220°F (104°C)
<b>Cover Load Rating - CSA B481.0</b>	L 300 lb (135 kg)	L 300 lb (135 kg)	L 300 lb (135 kg)	L 300 lb (135 kg)	L 300 lb (135 kg)	L 300 lb (135 kg)	L 300 lb (135 kg)	L 300 lb (135 kg)
<b>CSA B481.0 Min. Test Load for Approval</b>	L 600 lb (270 kg)	L 600 lb (270 kg)	L 600 lb (270 kg)	L 600 lb (270 kg)	L 600 lb (270 kg)	L 600 lb (270 kg)	L 600 lb (270 kg)	L 600 lb (270 kg)
<b>Unit Weight (Empty)</b>	15.8 lb (7.17 kg)	15.8 lb (7.17 kg)	23 lb (10.4 kg)	23 lb (10.4 kg)	34.35 lb (15.58 kg)	35.61 lb (16.153 kg) (2") 37.77 lb (17.136 kg) (3")	45 lb (20.4 kg)	60 lb (27.2 kg)
<b>Liquid Capacity</b>	12.96 gal (49.06 L)	12.96 gal (49.06 L)	21.6 gal (81.8 L)	21.6 gal (81.8 L)	18.9 gal (71.54 L)	30.6 gal (115.83 L) (2") 29.5 gal (111.67 L) (3")	39.4 gal (149.1 L)	52.0 gal (197 L)
<b>Connection size (mechanical joint only)</b>	2"	2"	2"	2"	2"	2" (3925XTA02) 3" (3925XTA03)	3" (3935A03) 4" (3935A04)	3" (3950A03) 4" (3950A04)

\* Not evaluated to breakdown capacity (PDI-G101)

**Grease Capacity Min - lb (kg):** Industry minimum grease capacity based on GPM flow rate. Requires minimum 2 lb of grease capacity for each GPM of flow.

**Grease Capacity Actual - lb (kg):** Actual capacity at breakdown when tested to ASME A112.14.3 / NSF ES 15741 as indicated.



ASME  
A112.14.3



**Canplas Industries Ltd.**  
Separation Technologies Group  
500 Veterans Drive, PO Box 1800  
Barrie, ON L4M 4V3 Canada

Tel: (705) 726-3361  
**Toll Free: 1-800-461-5300**  
Fax: (705) 726-2186



Technical Support  
tech-support@endurainterceptor.com