



Equipment for the Foodservice Industry

Project Name: _____
Product Number: _____
Quantity: _____

CLASSIC-CHILL SANDWICH PREPARATION TABLES WITH DOORS

GENERAL

Using steel construction these sandwich preparation tables are available in 4 sizes to meet your needs.

Cabinet Construction

The exterior sides and front are covered in 24 Gauge, type 430 Stainless Steel.

The interior walls, doors and floors are covered in 24 Gauge, type 304 Stainless Steel.

The inside corners are rounded for easy cleaning. The units come equipped with adjustable PVC coated shelves.

The entire unit is built using a high density Polyurethane insulation that is applied in place. Units come equipped with plastic cutting boards.

Doors

Recessed handles for smoother front and reduced space requirements.

The gasket is magnetized to provide easy removal for cleaning.

Self-closing doors equipped with "stay open" feature when opened past 90 degrees.

Single door units are available in right or left handed hinges - specify at time of ordering.

Refrigeration

Oversized factory balanced system designed to hold 33 - 45 degrees Fahrenheit.

The refrigeration system uses R134A that is CFC and HCFC free.

Condensor unit at rear of unit slides out for routine cleaning and maintenance.

Electrical

Units come factory wired and ready to connect with 115/60/1 phase, 15 amp dedicated plug and cord.



CSDR1-27CC



CSDR2-48CC



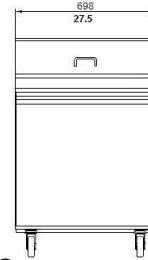
CSDR2-60CC



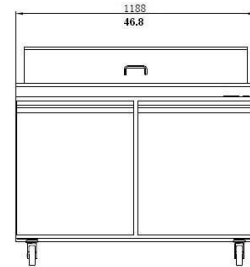
CSDR3-72CC

MODEL	CSDR1-27CC	CSDR2-48CC	CSDR2-60CC	CSDR3-72CC
EXTERNAL DIMENSIONS				
Overall Width inches / mm	27.5 / 698	46.8 / 1188	60.2 / 1259	70.4 / 1787
Overall Depth inches / mm	29.5 / 750	29.5 / 750	29.5 / 750	29.5 / 750
Overall Height inches / mm	42.3 / 1075	42.3 / 1075	42.3 / 1075	42.3 / 1075
Number of Doors	1	2	2	3
INTERNAL DIMENSIONS				
Capacity Cubic ft. / litres	5.7 / 160	9.5 / 268	18.2 / 506.9	32.8 / 928.8
Internal Width inches / mm	24 / 611	42.8 / 1088	56 / 1429	66.4 / 1687
Internal Depth inches / mm	23.8 / 605	23.8 / 605	23.8 / 605	23.8 / 605
Internal Height inches / mm	23.5 / 597	23.5 / 597	23.5 / 597	23.5 / 597
Number of shelves	1	2	2	3
ELECTRICAL				
Full Load Amperes 115/60/1	5.3	7.8	7.8	8.8
Cord Length Feet / Meters	7.2 / 2.2	7.2 / 2.2	7.2 / 2.2	7.2 / 2.2
Plug type	NEMA 5-15	NEMA 5-15	NEMA 5-15	NEMA 5-15
REFRIGERATION DATA				
Refrigerant	R134A	R134A	R134A	R134A
Horsepower	1/4	1/3	1/2	1/2
WEIGHT				
Gross Weight lbs / kg	175 / 80	275 / 125	340 / 154	364 / 165

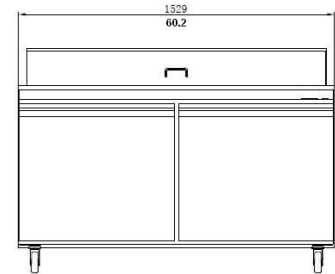
FRONT ELEVATIONS



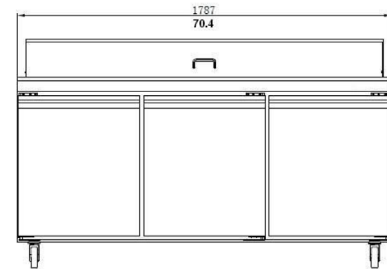
CSDR1-27CC



CSDR2-48CC

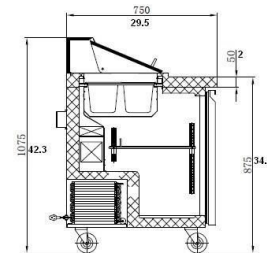


CSDR2-60CC



CSDR3-72CC

SIDE ELEVATION



5-15P

WARRANTY INFORMATION

One year parts and labour.

Five years on compressor.



EFI Sales Ltd.
Corporate Office
26895 Gloucester Way
Langley, BC V4W 3Y3

(604) 607-8850
(888) 565-9920 Toll Free
(604) 607-8820 Fax
info@efifoodequip.com

Distribution Facilities:
Toronto, ON
Langley, BC