



# 1.0 & 1.5 GALLON COFFEE BREWING SYSTEM

## CBS-1130 / 1150 EXTRACTOR® V+™ SERIES



**CBS-1131 V+**  
Single Station Coffee Brewer\*



**CBS-1132 V+**  
Twin Station Coffee Brewer\*

The new **Extractor® V+™** offers tremendous operator value at a competitive price. Equipped with the basic Extractor® features such as pulse brewing and the exclusive **Cascading Spray Dome™**, this coffee brewer produces a steady stream of hot, delicious coffee from the manufacturers of high-quality coffee equipment for over 30 years – FETCO.



**CBS-1151 V+**  
Single Station Coffee Brewer\*



**CBS-1152 V+**  
Twin Station Coffee Brewer\*

\* Dispensers sold separately.

**FETCO®**  
TRUSTED | RELIABLE | QUALITY





## CBS-1131/2 & 1151/2 Extractor V+ Coffee Brewers

The Extractor V+ comes standard with the basic features operators need to provide an efficient and reliable coffee service for any daypart.


### Extractor V+ Control Panel

- Control all brewing functions and diagnostic tools with the user-friendly digital touchpad. The screen prominently displays messages, numbers and symbols as you interact with the nimble brewer software. Each batch and stop button features a vibrant LED to easily recognize brew status and selection.



### Revolutionary Cascading Spray Dome®

Exclusive to FETCO®! This unique, patented feature provides even saturation of the coffee bed for maximum flavor and aroma extraction. It resists lime build up which means fewer service calls and more time producing revenue.



### Legendary Extractor® Controls

- The V+ comes standard with programmable extraction controls that are the cornerstone to producing precise volumes of the great-tasting coffee your customers demand. Bypass available on CBS-1150 series at an additional charge. Bypass not available on CBS-1130 series.








## Efficient Design & Construction

- ▼ FETCO equipment is designed and built to standards well above most others and can deliver significant energy savings when compared to similar competitors' products.



## Four Dispenser Types Offer Even More Flexibility

- ▼ Depending on your coffee service needs, choosing the right dispenser is easy with the LUXUS® line of matching Thermal Servers, Dispensers and Airpots. Dispensers sold separately.



## Common Internal Parts

- ▼ Keep inventory and service costs down with interchangeable parts on the XTST™ systems and other V+ models.





## Water Specification

Water Inlet 3/8" Male Flare Fitting	Minimum Flow Rate 2 gpm [7.60 lpm]	Water Pressure 20-75 psig, [138-517 kPa]
--	---------------------------------------	---

**VERY IMPORTANT!** To help prevent mechanical issues and extend the life of your equipment, connect to a proper water filtration system.

## Electrical Configuration

Configuration Code	Heater Configuration	Voltage	Phase	Wires	KW	Electrical Connection	Max Amp Draw	Gallon [Liter]/Hour
USA & CANADA								
E113251 <sup>(1)</sup>	2 x 2.3 kW	200-240	1	2+G	4.7	Terminal Block	19.7	11.5 [43.5] <sup>(2)</sup>
E113252 <sup>(1)</sup>	2 x 3.0 kW	200-240	1	2+G	6.1	Terminal Block	25.5	14.0 [53.0] <sup>(2)</sup>

(1) Comes standard with plastic brew basket. Metal brew basket available at additional cost.

(2) Based on standard factory settings: 5.5 minute brew time; 0% prewet; 200°F water. 1 gallon / 3.8 liters per batch.

## Measurements

Height	Width	Depth	Empty Weight	Filled Weight	Combined Filled Weight	Hot Water Tank Cap.	Shipping Weight:	Shipping Dimensions:
27 3/4" [70.5 cm]	19 3/4" [50.2 cm]	20 1/2" [52.1 cm]	47 lbs [21.3 kg]	92 lbs [41.7 kg]	115 lbs [51.9 kg] BREWERS - 2 FILLED D063 DISPENSERS	6.4 gal [24.0 l]	55 lbs [25.0 kg]	30" x 23" x 25" [76.2 x 58.4 x 63.5 cm]

## Compatible Dispensers

#D041

3.0 Liter Thermal Pump Lever Airpot



Product Dimensions

(HxWxD):  
14 5/8" x 7" x 9"  
[37.1 x 17.8 x 22.9 cm]  
Weight (Empty / Filled)  
4.6 lbs [2.1 kg] /  
11.2 lbs [5.1 kg]

#D063

1.0 Gallon Thermal Pump Lever Airpot



Product Dimensions

(HxWxD):  
16 1/2" x 7" x 9"  
[41.7 x 17.8 x 22.9 cm]  
Weight (Empty / Filled)  
9.0 lbs [4.1 kg] /  
13.3 lbs [6.0 kg]

#D451  
L4S-10

1.0 Gallon LUXUS™ Thermal Dispenser



Product Dimensions

(HxWxD):  
13 1/2" x 8" x 11 1/2"  
[34.2 x 20.3 x 29.2 cm]  
Weight (Empty / Filled)  
5.6 lbs [2.5 kg] /  
12.4 lbs [5.6 kg]

\* Must be used with S4S Serving Stations.

## Serving Stations

#A147  
S4S-10-1

Single Serving Station for L4S-10 Server



#A148  
S4S-10-2

Twin Serving Station for L4S-10 Server



#A149  
S4S-10-3

Triple Serving Station for L4S-10 Server



## Paper Filter

#F002

13" x 5.5"  
Standard Paper Coffee Filter



## Brew Basket

#B003218B1

13" x 5"  
Stainless Steel Brew Basket



#B014218BN2

13" x 5"  
Plastic Brew Basket w/ Brown Insert



## Cups per Hour\*


8oz. 224	12oz. 149	16oz. 112	20oz. 90
-------------	--------------	--------------	-------------

## Colored Brew Basket Handle Inserts

Blue: 1023.00180.00	Red: 1023.00190.00	Green: 1023.00191.00	Orange: 1023.00192.00
------------------------	-----------------------	-------------------------	--------------------------



## Exterior Features & Benefits



	Feature	Benefit
1 >	Touchpad Controls	Touchpad with bright LEDs for easy programming and batch identification.
2 >	Durable Brew Basket	Durable plastic construction with removable color ID insert and built-in counter stand for easy brew prep.
3 >	Mixed Material Construction	Mixed material is attractive and comfortable in any front-of-house setting.
4 >	Manual Water Faucet	Safely dispenses hot water away from steam and brew basket.
5 >	Stainless Steel Finish	Withstands the harshest foodservice environments and is durable and easy to clean.

Dispensers sold separately.

**FETCO®**

© Copyright 2017 FETCO® is a mark of Food Equipment Technologies Company.

#BR14134 R.1



fetco.com



info@fetco.com



847.719.3000  
1.800.338.2699 USA  
847.719.3001



Food Equipment Technologies Co.  
600 Rose Road  
Lake Zurich, IL 60047  
USA