



www.BakeMax.com

Project: _____

Item: _____

Qty: _____ Date: _____


BakeMax BMPM080 – 80 Qt Heavy Duty Planetary Mixer



The BakeMax BMPM080 – 80 Qt Heavy Duty Planetary Mixer provides durability, long life and excellent mixing performance. They are safe, easy to use and capable of a broad range of dough and food mixing applications.

Features:

- Belt Driven
- #12 hub for meat grinder / vegetable cutter attachment
- 4 HP motor offers enough power to mix stiffer doughs and larger batches
- 30 minute manual timer
- All metal and die-cast aluminum body
- Transmission is made of hardened alloy steel gears
- All shafts are mounted in ball bearings
- Manual 4 speed control (132, 196, 234, 342 RPM)
- Planetary mixing action ensures perfect results
- Hydraulic bowl lift
- Includes dough hook, flat beater and wire whip
- Safety guard is standard for model BMPM080 and provides with automatic shut-off when guard is opened at any speed
- Emergency stop button
- 2 year limited warranty





Control Panel

** Due to continuous product improvement, specifications are subject to change without notice.

BakeMax® / Titan Ventures International Inc.

Warehouses:

170 Millennium Blvd, Moncton, NB, E1E2G8 
1605 Crescent Circle, Dallas, TX 75006 

Toll Free: 1-800-565-BAKE (2253)

Phone: 506-858-8990

Fax: 506- 859-6929

Email: Sales@BakeMax.com

Technical Specifications:

- Exterior Dimensions (WDH): 28" x 41" x 57"
- 220v / 18 amps / 3000 watts / 60Hz / 3Ph
- Nema: Hard Wired
- Net Weight 1276 lb

Shipping Specifications:

- Packaged Dimensions (WDH): 33" x 49" x 67" H
- Packaged Weight 1478 lb

Mixing Dough & Capacity Information

The moisture content of heavy dough is a critical factor when selecting proper mixing speed. You should never use 2nd speed when mixing heavy dough with an Absorption Ratio (AR) of 50% or less. To determine the Absorption Ratio (AR) of a product, divide the water weight by the flour weight.

Example: Calculate the Absorption Ratio of a mixture containing 10 lbs. Of flour and 5 lbs. of water.

$$5 \div 10 = 0.50 = 50 \% = \text{AR}$$

PRODUCT	TOOL	BMPM080
Egg Whites	Whip	4.2 qts.
Mashed Potatoes	Beater	60 lbs.
Mayonnaise (qts. Oil)	Beater	31.7 qts.
Meringue (qts. Water)	Whip	3 qts.
Waffle/Pan cake Batter	Beater	32 qts.
Whipped Cream	Whip	16 qts.
Cup Cake / Layer Cake	Beater	88 lbs.
Sponge Cake (w/ Flour & Butter)	Whip	80 lbs.
Sugar Cookie	Beater	60 lbs.
Bread or Roll Dough (Light/ Medium, 60% AR)	Hook	77 lbs. of Flour**
Bread or Roll Dough (Heavy, 55% AR)	Hook	66 lbs. of Flour**
Thin Pizza Dough, Pasta, Basic Egg Noodle (40% AR, Max 5 Minutes of Mixing Time)	Hook	55 lbs. of Flour*
Medium Pizza Dough (50% AR)	Hook	55 lbs. of Flour*
Thick Pizza Dough (60% AR)	Hook	77 lbs. of Flour**
Raised Donut Dough (65% AR)	Hook	55 lbs. of Flour*
Whole Wheat Dough (70% AR)	Hook	77 lbs. of Flour**

Notes:

- If using high gluten or rice flour, please reduce capacity by 10%.
- If using water colder than 70°F, ice or chilled flour, please reduce capacity by 10%.
- Attachment hub should not be used while mixing.
- Mixer should be powered off when changing speeds

Capacity Conversion:

- 1 Gallon of Water Weighs 8.33 lbs.
- 1 Liter of Water Weights 1 kg or 2.2 lbs.
- 1 lb = 0.454 kg / 1 kg = 2.2 lbs.
- 1 US Liquid Quart = 0.946 Liters



Speed:

- *1st Speed Only
- *1st Speed & 2nd Speed Only

This chart should be used as a guide only.

Type of flour and other factors can vary and may require batch size to be adjusted.

BakeMax ® / Titan Ventures International Inc.**Warehouses:**

170 Millennium Blvd, Moncton, NB, E1E2G8 
1605 Crescent Circle, Dallas, TX 75006 

Toll Free: 1-800-565-BAKE (2253)

Phone: 506-858-8990

Fax: 506- 859-6929

Email: Sales@BakeMax.com