

# CANADIAN PRICE LIST



**EFFECTIVE:**  
February 1, 2020

**REVISED:**  
August 27, 2020

# 2020 CATALOG & PRICE GUIDE



# HOSHIZAKI. BEYOND STRONG.

DISTRIBUTED BY:



3397 American Drive, Unit 5, Mississauga, ON L4V 1T8 / Tel: 800-567-4432 / Fax: 800-667-3423 / Email: [sales@permul.com](mailto:sales@permul.com) / Website: [www.permul.com](http://www.permul.com)

# ICE EQUIPMENT

# REFRIGERATION

<b>ICE MACHINE MODEL CODE &amp; USAGE GUIDE</b>	3	<b>STEELHEART FEATURES &amp; BENEFITS</b>	40
<b>TYPES OF ICE</b>	4	<b>REFRIGERATION MODEL CODE</b>	41
<b>CUBER SERIES</b>	5	<b>STEELHEART SERIES</b>	42
Undercounter Cubers with Built-In Bins	6-7	Upright Refrigerators & Freezers	43-46
<i>KMEdge X</i> Crescent Cubers	8-9	Dual Temps	46
<i>KMEdge</i> Crescent Cubers	10-14	Pass Thrus	47-48
<i>KMEdge</i> Crescent Cubers for Dispensers	14-15	Roll Ins	49
<i>KMEdge</i> Low Profile Crescent Cubers	16	Roll Thrus	50
<i>KMEdge</i> Crescent Cubers - Serenity Series	17-18	Compact Undercounter Refrigerator	51
IM Square Cubers (Specialty Ice)	19-20	Undercounter Refrigerators & Freezers	52-54
<b>FLAKER / CUBELET SERIES</b>	21	Undercounter Refrigerators & Freezers with Drawers	55-56
Undercounter Flakers with Built-In Bins	21-22	Worktop Refrigerators & Freezers	57-58
Flakers	22-23	Worktop Refrigerators & Freezers with Drawers	59-60
Undercounter Cubelet with Built-In Bins	24	Drawer / Door Combination Refrigerators	61
Cubelet Ice Machines	24-26	Prep Tables - Sandwich Top Refrigerators	62-63
Cubelets - Serenity Series	27	Prep Tables - Sandwich Top Refrigerators with Drawers	64
<b>DISPENSER SERIES</b>	28	Prep Tables - Mega Top Refrigerators	65-66
DCM Series	28-29	Prep Tables - Mega Top Refrigerators with Drawers	67-68
DB/DKM Hotel/Motel Dispensers	31	Prep Tables - Pizza Refrigerators	69
DM/DWM Dispensers	32	Prep Tables - Pizza Refrigerators with Drawers	70
<b>ICE STORAGE BINS</b>	33-34	Prep Tables - Pizza Refrigerators Drawer / Door Combos	71
<b>DISPENSER STANDS</b>	35	Refrigerated Equipment Stands	72
<b>HCD ICE BAGGING SYSTEM</b>	35	<b>GLASS DOOR MERCHANDISERS</b>	73
<b>TOP KIT MATRIX</b>	36	<b>SUSHI CASES</b>	74
<b>REMOTE CONDENSERS &amp; MATRIX</b>	37-39	<b>BACK BAR REFRIGERATION</b>	75-78
		<b>ECONOMY SERIES</b>	79-81
		<b>REFRIGERATION ACCESSORIES</b>	82-86



## HOSHIZAKI. BEYOND STRONG.

It's the promise of reliability... and the peace of mind that comes with it. It's performing beyond expectations...with relentless durability and sustainability. It's knowing that we've already thought about your future and can endure at the next level.



## HEADQUARTERS FOR THE AMERICAS

**HOSHIZAKI AMERICA, INC.**, with corporate headquarters in Peachtree City, Georgia, and a second manufacturing facility in Griffin, Georgia, operates some of the most automated production facilities in the industry. Using state-of-the-art technology, every HOSHIZAKI unit is run-tested at each factory, and undergoes rigorous quality performance tests. HOSHIZAKI offers advanced training seminars at our headquarters and basic training programs across the country for both service representatives and customers.



Peachtree City, GA



Griffin, GA

## DID YOU KNOW?

- **HOSHIZAKI** is the world's largest manufacturer of commercial ice equipment, employing over 13,180 people.
- **HOSHIZAKI** is the world's largest manufacturer of commercial refrigerated food service equipment with sales of over \$2.5 billion serving customers in 60 nations.
- **HOSHIZAKI** operates plants worldwide including two in the USA, three in Japan, one each in England and China.
- In expansion to a full-service kitchen equipment company, **HOSHIZAKI** acquired Lancer Corporation in 2006, GRAM Commercial A/S in 2008, and both Jackson and Macom in 2013.
- **HOSHIZAKI** is certified in ISO-9001 and ISO-14001  
- being the first and only food service equipment manufacturer to achieve ISO-14001.
- **HOSHIZAKI** was awarded "Partner Of The Year - Sustained Excellence" by ENERGY STAR®.





# WARRANTY

**EFFECTIVE: February 1, 2020**

Supersedes all previous price lists

## TERMS and CONDITIONS

Prices are F.O.B. PermUL. All prices and specifications are subject to change without notice. PEMUL reserves the right to determine point of shipment.

**TERMS:** Terms are such as the Company may extend to the purchaser.

**LOST OR DAMAGED SHIPMENTS:** Whenever seller shall deliver or cause to be delivered to a common carrier any goods ordered by consignee, whether the particular common carrier shall have been designated in the shipping instructions of the consignee or not, seller shall not be responsible for any delays or damage in shipment and the common carrier to which seller shall deliver goods shipped to the consignee is hereby declared to the agent of the consignee. Therefore it is the responsibility of the consignee to file claim with the carrier for lost or damaged shipments.

## WARRANTY

All units to be free from manufacturing defects, covered by:

### **KMEdge Series Cubers, DKM Ice Machine & Dispenser and DB/DM Hotel/Motel Dispensers**

- 3-Year - Parts & Labor on entire machine & DB/DM Dispenser
- 5-Year - Parts & Labor on Evaporator, Parts on Compressor, Air-Cooled Condenser Coil

### **AM-50 Series Cubers & C-80 Flakers**

- 2-Year - Parts & Labor on entire machine

### **DWM MODwater Water Dispensers**

- 3-Year - Parts & Labor on entire machine

### **IM Series Cubers (Specialty Ice)**

- 3-Year - Parts & Labor on entire machine.
- 5-Year - Parts on Compressor and Air-Cooled Condenser Coil

### **Flakers and Cubelet Ice Machines, DCM Ice & Water Dispensers**

- 3-Year - Parts & Labor on entire machine.
- 5-Year - Parts on Compressor and Air-Cooled Condenser Coil

### **Bins & Water Dispensers**

- 3-Year - Parts & Labor on Slope Front Bins
- 5-Year - Parts & Labor on Large Upright Bin Models

### **Countertop Refrigerated Display Cases**

- 1-Year - Parts & Labor on entire machine
- 2-Year - Parts & Labor on Compressor, Evaporator, Air-Cooled Condenser
- 5-Year - Parts on Compressor, Air-Cooled Condenser

### **Accessories**

- 90 Day - Parts only
- 1-Year - HS-5061 Drain Pump (Beckett Brand) - Parts & Labor

### **Warranty**

Warranty valid in United States, Canada, Puerto Rico, & U.S. Territories only. Contact Factory for warranty in other countries. Refer to manufacturer's full warranty for complete details. Suggested List Prices are intended only as a guide. This does not restrict the price seller may establish due to market conditions.

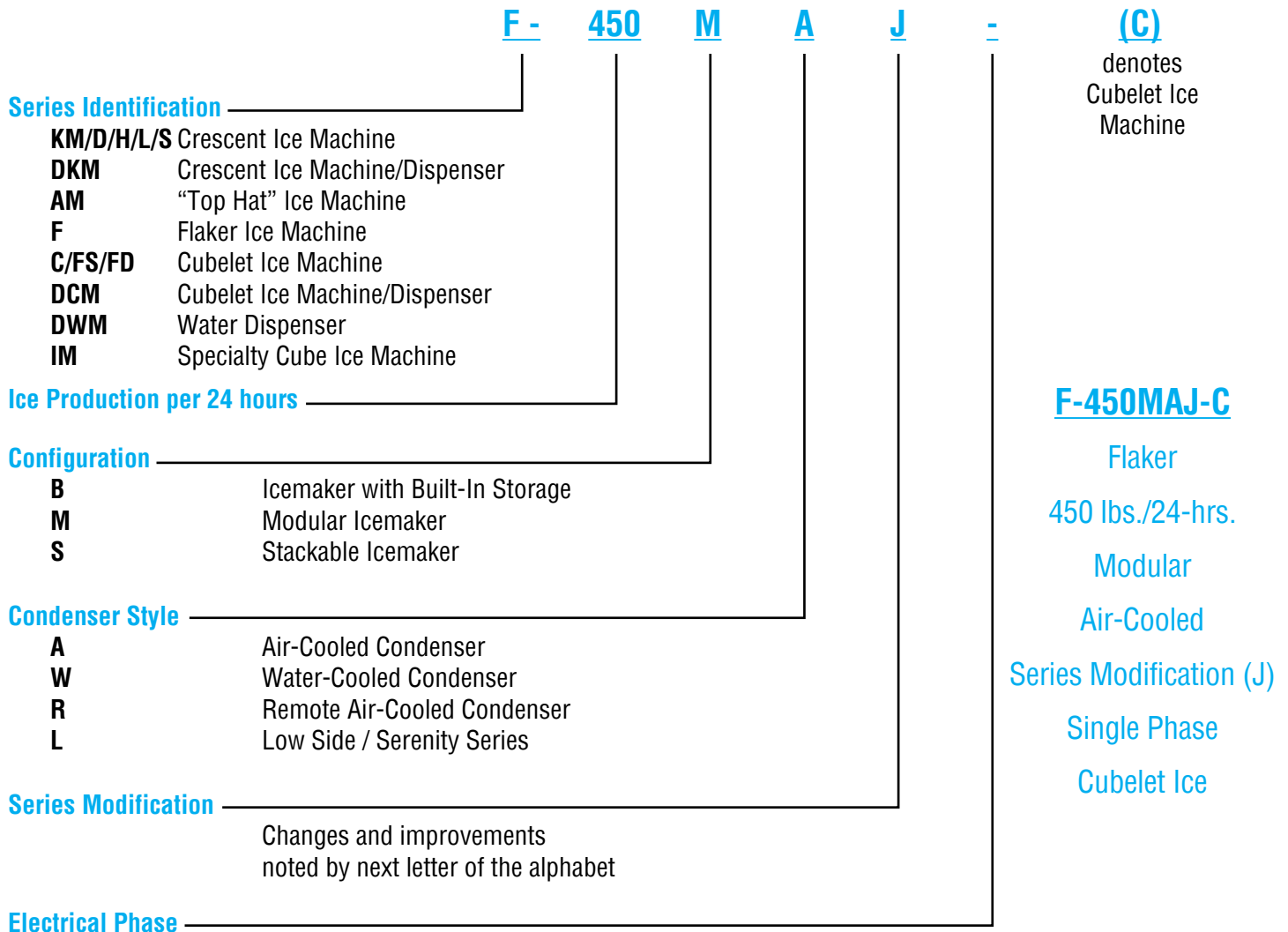
## AGENCY LISTINGS and MARKS



CANADIAN ENERGY PERFORMANCE VERIFIED  
RENDEMENT ENERGETIQUE VERIFIE



# ICE MACHINE MODEL NUMBER IDENTIFICATION CODE



## CHOOSING THE RIGHT ICE MAKER



## HOW MUCH ICE DO YOU NEED?

Before choosing an ice maker, take a look at how many customers you serve and what type of ice you will need



**Restaurants** use an average of **2 lbs.** of ice per customer per day

**Schools and university cafeterias** average about **1.5 lbs.** of ice per student per day



**Hospital cafeterias** use about **1 lbs.** of ice per person per day and an average of **10 lbs.** for every bed

**Bars and cocktail lounges** use about **3 lbs.** of ice per seat



**Hotels** use about **5 lbs.** of ice per room per day

**Pounds of ice used**  
**X** **Number of customers served**

**=** **The size of ice maker you need**

**Your menu should dictate your machine—not the other way around**



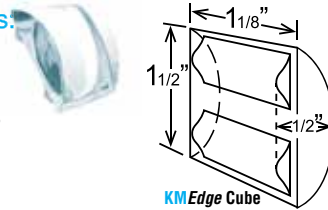
# TYPES OF ICE



**Crescent Cube** - Individual, hard, clear, crescent shape

Ice Equipment Models:

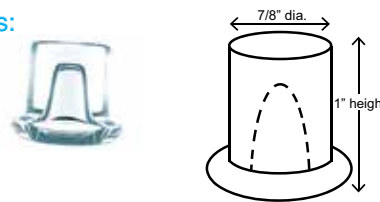
- KM KMD
- KML KMS
- KMH DKM models



**"Top Hat" Cube** - Individual, hard, clear, round shape

Ice Equipment Models:

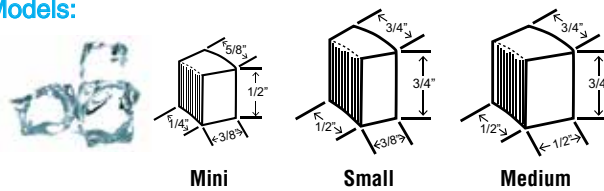
- AM models



**Cubelet** - Chewable, soft, light, small nugget shape

Ice Equipment Models:

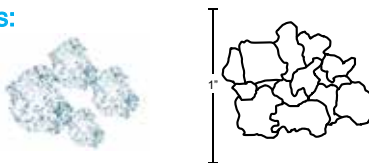
- C
- FD-C
- F-C
- FS-C
- DCM models



**Flaked** - Soft, light, chewable, various shapes

Ice Equipment Models:

- F models



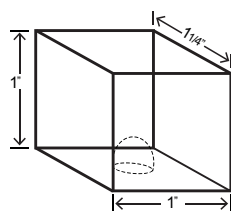
## SPECIALTY ICE

Ice Equipment Models: IM models



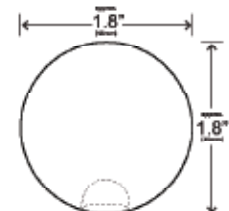
**Square Cube**

Individual, hard, clear, square shape



**Sphere**

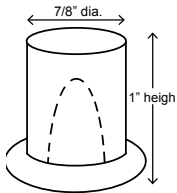
1.8" in diameter, clear and solid





# CUBER SERIES

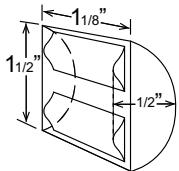
## Features & Benefits of the AM Cuber



- Attractive stainless steel finish
- Individual top-hat style cubers eliminates clumping and allow for easy filling of glass
- **AM Series Cubers** were designed with fewer moving parts, which contribute to its long life and dependability
- Compact size (less than 15 inches wide), undercounter design, swing style reversible door, and UL approval for outdoor use, expand the possibilities where this machine can be installed
- Front in and front out airflow allows unit to be built into cabinetry without additional ventilation
- Ice making compartment can be easily disassembled for cleaning
- Door system is designed to accommodate custom cabinetry
- ADA Compliant models available



## Features & Benefits of the KM Cuber



### KM|EDGE DESIGN



- Benefits include increased productivity and energy savings, even in harsh water conditions
- The **KMEdge Cuber Series** features an attractive stainless steel finish with the simplest ice making system in the industry
- The exclusive dual-sided stainless steel evaporator has oval-shaped copper refrigerant tubing for the most efficient heat exchange
- HOSHIZAKI's evaporator design freezes the purest water, washing most of the minerals and impurities down the drain; resulting in individual, crystal clear crescent cubers
- Not affected by caustic water, therefore no plating to peel or flake and no plastic to crack
- CycleSaver™ design allows production of the same amount of ice in half the cycles of other ice machines. Fewer moving parts and cycles means dependability, longer machine life and energy savings!
- EverCheck™ control board sounds an audible warning when service is needed
- Contains H-GUARD Plus® Antimicrobial Agent






# CUBER Self-Contained

## AM-50BAJ

-DS shown with Custom Cabinetry






### Undercounter AM Cubers with Built-In Bins

Dimensions: 14 <sup>7</sup>/<sub>8</sub>"W X 22 <sup>5</sup>/<sub>8</sub>"D X 33 <sup>1</sup>/<sub>2</sub>"H  
The ADA compliant machine dimensions are 14<sup>7</sup>/<sub>8</sub>"W x 22<sup>5</sup>/<sub>8</sub>"D x 31<sup>1</sup>/<sub>2</sub>"H


Model Number	Condenser	Lbs. of Ice per 24 hours 90°A / 70°W	Lbs. of Ice per 24 hours 70°A / 50°W	Electrical	kWh per 100 Lbs.	Shipping Weight	List Price
AM-50BAJ	Air-Cooled	35	51	115V/60/1	10.4	97 Lbs.	<b>\$6,280</b>
AM-50BAJ-DS†	Air-Cooled	35	51	115V/60/1	10.4	97 Lbs.	<b>\$6,536</b>
AM-50BAJ-AD*	Air-Cooled	34	55	115V/60/1	9.9	99 Lbs.	<b>\$6,664</b>
AM-50BAJ-ADDS†*	Air-Cooled	34	55	115V/60/1	9.9	99 Lbs.	<b>\$6,857</b>


**Accessories:** **HS-0229** DS Door Reversal Part (*Order as a Service Part*)  
**HS-5061** Drain Pump (Beckett Brand) 1 Year Warranty - Parts & labor (*Order as Accessory*) \$1,089  
**HS-0182** Side Trim Kit \$417  
**HS-2133** 2" Top Spacer Kit available \$304

UL approved for outdoor use  
 †DS Models - Wood Door System (Designed to accommodate custom cabinetry)  
 \*ADA compliant

## KM-81BAJ











### Undercounter KMEdge Cuber with Built-In Bin

Dimensions: 17 <sup>3</sup>/<sub>4</sub>"W X 24"D X 39"H (6" Legs Included)


Model Number	Condenser	Lbs. of Ice per 24 hours 90°A / 70°W	Lbs. of Ice per 24 hours 70°A / 50°W	Electrical	kWh per 100 Lbs.	Shipping Weight	List Price
KM-81BAJ*	Air-Cooled	52	78	115V/60/1	8.45	125 Lbs.	<b>\$5,703</b>


**Accessories:** **HS-5061** Drain Pump (Beckett Brand) 1 Year Warranty - Parts & labor (*Order as Accessory*) \$1,089

†Rated in accordance with AHRI Standard 820(I-P). Capacity based on 100% of total volume x 30 lb/ft<sup>3</sup> average density of ice.  
 \*ENERGY STAR qualified

## KM-116BAJ











### Undercounter KMEdge Cuber with Built-In Bin

Dimensions: 23 <sup>3</sup>/<sub>4</sub>"W X 24"D X 39"H (6" Legs Included)

Model Number	Condenser	Lbs. of Ice per 24 hours 90°A / 70°W	Lbs. of Ice per 24 hours 70°A / 50°W	Electrical	kWh per 100 Lbs.	Shipping Weight	List Price
KM-116BAJ*	Air-Cooled	100	125	115V/60/1	8.1	146 Lbs.	<b>\$6,424</b>

**Accessories:** **HS-5061** Drain Pump (Beckett Brand) 1 Year Warranty - Parts & labor (*Order as Accessory*) \$1,089














†Rated in accordance with AHRI Standard 820(I-P). Capacity based on 100% of total volume x 30 lb/ft<sup>3</sup> average density of ice.  
 \*ENERGY STAR qualified








# CUBER Self-Contained

<b>KM-161B_J</b> 		<b>Undercounter <i>KMEdge</i> Cuber with Built-In Bin</b>						
		Dimensions: 23 3/4" W X 28 1/4" D X 39" H (6" Legs Included)						<b>Self-Contained Bin Storage Capacity Up to 78 Lbs.†</b>
		<b>Model Number</b>	<b>Condenser</b>	<b>Lbs. of Ice per 24 hours 90°A / 70°W</b>	<b>Lbs. of Ice per 24 hours 70°A / 50°W</b>	<b>Electrical</b>	<b>kWh per 100 Lbs.</b>	<b>Shipping Weight</b>
<b>KM-161BAJ</b>	Air-Cooled	123	163	115V/60/1	8.6	159 Lbs.	<b>\$7,065</b>	
<b>KM-161BWJ</b>	Water-Cooled	135	153	115V/60/1	6.5	163 Lbs.	<b>\$7,465</b>	
								
†Rated in accordance with AHRI Standard 820(I-P). Capacity based on 100% of total volume x 30 lb/ft³ average density of ice.								

<b>KM-231BAJ</b> 		<b>Undercounter <i>KMEdge</i> Cuber with Built-In Bin</b>						
		Dimensions: 24" W X 28" D X 39" H (6" Legs Included)						<b>Self-Contained Bin Storage Capacity Up to 80 Lbs.†</b>
		<b>Model Number</b>	<b>Condenser</b>	<b>Lbs. of Ice per 24 hours 90°A / 70°W</b>	<b>Lbs. of Ice per 24 hours 70°A / 50°W</b>	<b>Electrical</b>	<b>kWh per 100 Lbs.</b>	<b>Shipping Weight</b>
<b>KM-231BAJ</b>	Air-Cooled	147	213	115V/60/1	8.4	165Lbs.	<b>\$7,642</b>	
								
†Rated in accordance with AHRI Standard 820(I-P). Capacity based on 100% of total volume x 30 lb/ft³ average density of ice.								


<b>KM-301B_J</b> 		<b>Undercounter <i>KMEdge</i> Cuber with Built-In Bin</b>						
		Dimensions: 30" W X 28" D X 39" H (6" Legs Included)						<b>Self-Contained Bin Storage Capacity Up to 100 Lbs.†</b>
		<b>Model Number</b>	<b>Condenser</b>	<b>Lbs. of Ice per 24 hours 90°A / 70°W</b>	<b>Lbs. of Ice per 24 hours 70°A / 50°W</b>	<b>Electrical</b>	<b>kWh per 100 Lbs.</b>	<b>Shipping Weight</b>
<b>KM-301BAJ</b>	Air-Cooled	212	290	115V/60/1	7.1	206 Lbs.	<b>\$8,923</b>	
<b>KM-301BWJ</b>	Water-Cooled	237	285	115V/60/1	4.90	189 Lbs.	<b>\$9,003</b>	
								
†Rated in accordance with AHRI Standard 820(I-P). Capacity based on 100% of total volume x 30 lb/ft³ average density of ice.								






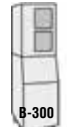



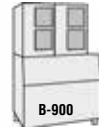


# CUBER

## KMEDGE X ICE MACHINE SERIES

- **Reliable operation** with stronger, more durable construction, less service parts, and increased ice production.
- **Easier installation** with a more compact footprint and factory installed ultrasonic bin control.
- **Simple maintenance** with new CleanAssist technology and redesigned float switch for one-hour cleaning.





KM-350M_J		KMEdge X Series Cubers							
		Ice Machine Dimensions: 22"W X 27 <sup>3</sup> / <sub>8</sub> "D X 28"H							
		Model Number	Condenser	Lbs. of Ice per 24 hours 90°A / 70°W	Lbs. of Ice per 24 hours 70°A / 50°W	Electrical	kWh per 100 Lbs.	Shipping Weight	List Price
		KM-350MAJ*	Air-Cooled	393	489	115V/60/1	5.4	175 Lbs.	<b>\$9,083</b>
		KM-350MWJ	Water-Cooled	383	414	115V/60/1	4.9	175 Lbs.	<b>\$9,115</b>
		<b>Accessories:</b> HS-5426 Tamper Proof Kit - Air Cooled Units \$721 HS-5427 Tamper Proof Kit - Water/Remote Units \$721							
		   							
		*ENERGY STAR qualified							
		    							
		22 x 32 1/2 x 74    30 x 32 1/2 x 74    44 x 32 1/2 x 74    48 x 32 1/2 x 74    52 x 32 1/2 x 74 Dimensions shown in W x D x H include Bins. See TOP KIT MATRIX (pg 35) for top kit options based on bin size.							



# CUBER

## KM-520M\_J





### KMEdge X Series Cubers





Ice Machine Dimensions: 22"W X 27 <sup>3/8</sup>"D X 28"H

Model Number	Condenser	Lbs. of Ice per 24 hours 90°A / 70°W	Lbs. of Ice per 24 hours 70°A / 50°W	Electrical	kWh per 100 Lbs.	Shipping Weight	List Price
<b>KM-520MAJ*</b>	Air-Cooled	480	556	115V/60/1	4.7	175 Lbs.	<b>\$9,884</b>
<b>KM-520MWJ</b>	Water-Cooled	444	474	115V/60/1	4.7	175 Lbs.	<b>\$9,884</b>
<b>KM-520MRJ*</b>	Remote A-C	495	547	115V/60/1	4.8	175 Lbs.	<b>\$9,740</b>






  

Model Number	Condenser	Kgs. of Ice per 24 hours 32°A / 21°W	Kgs. of Ice per 24 hours 21°A / 10°W	Electrical	kWh per 100 Lbs.	Shipping Weight	List Price
<b>KM-520MAJ-E*</b>	Air Cooled	197	238	220-240V/50/1	4.9	68 Kg.	<b>\$9,964</b>

**Accessories:** **HS-5426** Tamper Proof Kit - Air Cooled Units \$721  
**HS-5427** Tamper Proof Kit - Water/Remote Units \$721








†Use URC-5F Condenser for Remote Air-Cooled Unit  
 "E" suffix designates 50 hertz model see spec sheet for certifications  
 \*ENERGY STAR qualified

22 x 32 1/2 x 74    30 x 32 1/2 x 74    44 x 32 1/2 x 74    48 x 32 1/2 x 74    52 x 32 1/2 x 74  
 Dimensions shown in W x D x H include Bins. See TOP KIT MATRIX (pg 35) for top kit options based on bin size.

## KM-660M\_J





### KMEdge X Series Cubers




Ice Machine Dimensions: 22"W X 27 <sup>3/8</sup>"D X 28"H

Model Number	Condenser	Lbs. of Ice per 24 hours 90°A / 70°W	Lbs. of Ice per 24 hours 70°A / 50°W	Electrical	kWh per 100 Lbs.	Shipping Weight	List Price
<b>KM-660MAJ</b>	Air-Cooled	617	665	115V/60/1	5.1	180 Lbs.	<b>\$11,486</b>
<b>KM-660MWJ</b>	Water-Cooled	668	669	115V/60/1	4.3	180 Lbs.	<b>\$11,647</b>
<b>KM-660MRJ</b>	Remote A-C	602	646	115V/60/1	5.6	180 Lbs.	<b>\$11,326</b>

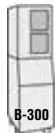




  

Model Number	Condenser	Kgs. of Ice per 24 hours 32°A / 21°W	Kgs. of Ice per 24 hours 21°A / 10°W	Electrical	kWh per 45 Kgs.	Shipping Weight	List Price
<b>KM-660MAJ-E</b>	Air-Cooled	262	280	220-240V/50/1	4.9	68 Kg.	<b>\$11,582</b>

**Accessories:** **HS-5426** Tamper Proof Kit - Air Cooled Units \$721  
**HS-5427** Tamper Proof Kit - Water/Remote Units \$721

Use URC-5F Condenser for Remote Air-Cooled Unit  
 "E" suffix designates 50 hertz model see spec sheet for certifications
















22 x 32 1/2 x 74    30 x 32 1/2 x 74    44 x 32 1/2 x 74    48 x 32 1/2 x 74    52 x 32 1/2 x 74  
 Dimensions shown in W x D x H include Bins. See TOP KIT MATRIX (pg 35) for top kit options based on bin size.












# CUBER



KM-901M_J		 <h2 style="text-align: center;">KMEdge Cubers</h2> <p style="text-align: center;">Ice Machine Dimensions: 30"W X 27 <sup>3/8</sup>"D X 32 <sup>1/2</sup>"H</p>							
Model Number	Condenser	Lbs. of Ice per 24 hours 90°A / 70°W	Lbs. of Ice per 24 hours 70°A / 50°W	Electrical	kWh per 100 Lbs.	Shipping Weight	List Price		
<b>KM-901MAJ</b>	Air-Cooled	753	905	208-230V/60/1	5.0	260 Lbs.	<b>\$14,867</b>		
<b>KM-901MWJ</b>	Water-Cooled	870	950	208-230V/60/1	3.6	250 Lbs.	<b>\$15,203</b>		
<b>KM-901MRJ*</b>	Remote A-C	853	904	208-230V/60/1	4.5	250 Lbs.	<b>\$14,706</b>		
<b>KM-901MRJ3*</b>	Remote A-C	830	927	208-230/60/3	4.4	250 Lbs.	<b>\$15,203</b>		
<b>Accessories:</b> <b>HS-5245</b> Tamper Proof Kit - Air Cooled Units <b>HS-5246</b> Tamper Proof Kit - Water/Remote Units							\$833 \$833		
   		Use URC-14F Condenser for Remote Air-Cooled Unit		   					
		30 x 32 1/2 x 78 1/2		44 x 32 1/2 x 78 1/2		48 x 32 1/2 x 78 1/2		52 x 32 1/2 x 78 1/2	
Dimensions shown in W x D x H include Bins. See TOP KIT MATRIX (pg 35) for top kit options based on bin size.									





KM-1100M_J		 <h2 style="text-align: center;">KMEdge Cubers</h2> <p style="text-align: center;">Ice Machine Dimensions: 30"W X 27 <sup>3/8</sup>"D X 32 <sup>1/2</sup>"H</p>							
Model Number	Condenser	Lbs. of Ice per 24 hours 90°A / 70°W	Lbs. of Ice per 24 hours 70°A / 50°W	Electrical	kWh per 100 Lbs.	Shipping Weight	List Price		
<b>KM-1100MAJ</b>	Air-Cooled	935	1087	208-230V/60/1	4.9	290 Lbs.	<b>\$17,173</b>		
<b>KM-1100MWJ</b>	Water-Cooled	1006	1073	208-230V/60/1	4.0	280 Lbs.	<b>\$17,350</b>		
<b>KM-1100MRJ</b>	Remote A-C	1030	1156	208-230V/60/1	4.5	272 Lbs.	<b>\$17,173</b>		
Model Number	Condenser	Kgs. of Ice per 24 hours 32°A / 21°W	Kgs. of Ice per 24 hours 21°A / 10°W	Electrical	kWh per 45 Kgs.	Shipping Weight	List Price		
<b>KM-1100MAJ50</b>	Air-Cooled	356	464	220-240V/50/1	5.7	136 Kg.	<b>\$17,510</b>		
<b>Accessories:</b> <b>HS-5245</b> Tamper Proof Kit - Air Cooled Units <b>HS-5246</b> Tamper Proof Kit - Water/Remote Units							\$833 \$833		
   		Use URC-14F Condenser for Remote Air-Cooled Unit		   					
		30 x 32 1/2 x 78 1/2		44 x 32 1/2 x 78 1/2		48 x 32 1/2 x 78 1/2		52 x 32 1/2 x 78 1/2	
Dimensions shown in W x D x H include Bins. See TOP KIT MATRIX (pg 35) for top kit options based on bin size.									



# CUBER

## KM-1301S\_J





### KMEdge Cubers


Ice Machine Dimensions: 48"W X 27 3/8"D X 27 3/8"H

Model Number	Condenser	Lbs. of Ice per 24 hours 90°A / 70°W	Lbs. of Ice per 24 hours 70°A / 50°W	Electrical	kWh per 100 Lbs.	Shipping Weight	List Price
<b>KM-1301SAJ</b>	Air-Cooled	1301	1365	208-230V/60/1	4.27	338 Lbs.	<b>\$19,288</b>
<b>KM-1301SWJ</b>	Water-Cooled	1230	1247	208-230V/60/1	3.76	335 Lbs.	<b>\$19,448</b>
<b>KM-1301SRJ</b>	Remote A-C	1260	1400	208-230V/60/1	4.28	339 Lbs.	<b>\$19,128</b>
<b>KM-1301SAJ3*</b>	Air-Cooled	1350	1427	208-230V/60/3	3.95	338 Lbs.	<b>\$19,448</b>
<b>KM-1301SWJ3</b>	Water-Cooled	1355	1360	208-230V/60/3	3.25	335 Lbs.	<b>\$19,625</b>
<b>KM-1301SRJ3*</b>	Remote A-C	1330	1433	208-230V/60/3	3.83	339 Lbs.	<b>\$19,288</b>


  

Model Number	Condenser	Kgs. of Ice per 24 hours 32°A / 21°W	Kgs. of Ice per 24 hours 21°A / 10°W	Electrical	kWh per 45 Kgs.	Shipping Weight	List Price
<b>KM-1301SAJ-E</b>	Air-Cooled	501	624	220-240/50/1*	4.5	154 Kgs.	<b>\$20,345</b>

**Accessories:** **HS-5252** Tamper Proof Kit - Air Cooled Units \$913  
**HS-5253** Tamper Proof Kit - Water/Remote Units \$913




Use URC-14F Condenser for Remote Air-Cooled Unit  
 "E" suffix designates 50 hertz model see spec for certifications  
**\*ENERGY STAR qualified**




48 x 32 1/2 x 73 3/8    48 x 32 1/2 x 101 3/4    52 x 32 1/2 x 73 3/8    52 x 32 1/2 x 101 3/4

Dimensions shown in W x D x H include Bins. See TOP KIT MATRIX (pg 35) for top kit options based on bin size.

## KM-1340M\_J






### KMEdge Cubers


Ice Machine Dimensions: 30"W X 27 3/8"D X 41 1/2"H

Model Number	Condenser	Lbs. of Ice per 24 hours 90°A / 70°W	Lbs. of Ice per 24 hours 70°A / 50°W	Electrical	kWh per 100 Lbs.	Shipping Weight	List Price
<b>KM-1340MAJ</b>	Air-Cooled	1089	1275	208-230V/60/1**	4.81	315 Lbs.	<b>\$19,625</b>
<b>KM-1340MWJ</b>	Water-Cooled	1280	1323	208-230V/60/1**	3.6	315 Lbs.	<b>\$19,785</b>
<b>KM-1340MRJ</b>	Remote A-C	1177	1371	208-230V/60/1**	4.54	289 Lbs.	<b>\$19,448</b>
<b>KM-1340MRJ3*</b>	Remote A-C	1266	1428	208-230V/60/3*	4.16	289 Lbs.	<b>\$19,785</b>

**Accessories:** **\*\*HS-5030** Transformer Kit - 4 wire to 3 wire (eliminates need for dedicated neutral) \$288



Use URC-14F Condenser for Remote Air-Cooled Unit  
**\*ENERGY STAR qualified**




30 x 32 1/2 x 87 1/2    44 x 32 1/2 x 87 1/2    48 x 32 1/2 x 87 1/2    52 x 32 1/2 x 87 1/2


Dimensions shown in W x D x H include Bins. See TOP KIT MATRIX (pg 35) for top kit options based on bin size.



# CUBER

## KM-1601MRJ








## KMEdge Cubers


Ice Machine Dimensions: 30"W X 27 <sup>3</sup>/<sub>8</sub>"D X 41 <sup>5</sup>/<sub>8</sub>"H

Model Number	Condenser	Lbs. of Ice per 24 hours 90°A / 70°W	Lbs. of Ice per 24 hours 70°A / 50°W	Electrical	kWh per 100 Lbs.	Shipping Weight	List Price
<b>KM-1601MRJ</b>	Remote A-C	1550	1594	208-230V/60/1**	4.35	316 Lbs.	<b>\$23,085</b>
<b>KM-1601MRJ3</b>	Remote A-C	1550	1653	208-230V/60/3	4.09	316 Lbs.	<b>\$23,582</b>


**Accessories:** \*\*HS-5030 Transformer Kit - 4 wire to 3 wire (eliminates need for dedicated neutral) \$288


Use URC-22F Condenser for Remote Air-Cooled Unit




B-500  
30 x 32 1/2 x 87 1/2



B-700  
44 x 32 1/2 x 87 1/2




B-800  
48 x 32 1/2 x 87 1/2




B-900  
52 x 32 1/2 x 87 1/2

Dimensions shown in W x D x H include Bins. See TOP KIT MATRIX (pg 35) for top kit options based on bin size.

## KM-1601S\_J









## KMEdge Cubers


Ice Machine Dimensions: 48"W X 27 <sup>3</sup>/<sub>8</sub>"D X 27 <sup>3</sup>/<sub>8</sub>"H

Model Number	Condenser	Lbs. of Ice per 24 hours 90°A / 70°W	Lbs. of Ice per 24 hours 70°A / 50°W	Electrical	kWh per 100 Lbs.	Shipping Weight	List Price
<b>KM-1601SAJ</b>	Air-Cooled	1433	1513	208-230V/60/1**	4.24	345 Lbs.	<b>\$22,845</b>
<b>KM-1601SWJ</b>	Water-Cooled	1650	1660	208-230V/60/1**	3.30	335 Lbs.	<b>\$22,893</b>
<b>KM-1601SRJ*</b>	Remote A-C	1600	1640	208-230V/60/1**	3.96	315 Lbs.	<b>\$22,716</b>
<b>KM-1601SAJ3</b>	Air-Cooled	1414	1513	208-230V/60/3	4.40	350 Lbs.	<b>\$23,005</b>
<b>KM-1601SWJ3</b>	Water-Cooled	1660	1671	208-230V/60/3	3.32	345 Lbs.	<b>\$23,053</b>
<b>KM-1601SRJ3</b>	Remote A-C	1600	1635	208-230V/60/3	4.14	355 Lbs.	<b>\$22,893</b>


**Accessories:** \*\*HS-5030 Transformer Kit - 4 wire to 3 wire (eliminates need for dedicated neutral) \$288  
 HS-5252 Tamper Proof Kit - Air Cooled Units \$913  
 HS-5253 Tamper Proof Kit - Water/Remote Units \$913


Use URC-22F Condenser for Remote Air-Cooled Unit  
 \*ENERGY STAR qualified




B-800  
48 x 32 1/2 x 73 3/8



B-800  
48 x 32 1/2 x 101 3/4



B-900  
52 x 32 1/2 x 73 3/8




B-900  
52 x 32 1/2 x 101 3/4


Dimensions shown in W x D x H include Bins. See TOP KIT MATRIX (pg 35) for top kit options based on bin size.



# CUBER

## KM-1900S\_J









## KMEdge Cubers

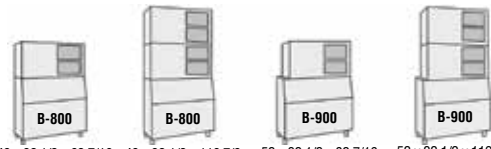
Ice Machine Dimensions: 48"W X 27<sup>3/8</sup>"D X 36<sup>7/16</sup>"H

Model Number	Condenser	Lbs. of Ice per 24 hours 90°A / 70°W	Lbs. of Ice per 24 hours 70°A / 50°W	Electrical	kWh per 100 Lbs.	Shipping Weight	List Price
<b>KM-1900SAJ*</b>	Air-Cooled	1675	1875	208-230V/60/1**	3.9	415 Lbs.	<b>\$24,735</b>
<b>KM-1900SWJ</b>	Water-Cooled	1875	1880	208-230V/60/1**	3.2	415 Lbs.	<b>\$24,895</b>
<b>KM-1900SRJ*</b>	Remote A-C	1700	1933	208-230V/60/1**	3.9	415 Lbs.	<b>\$24,575</b>
<b>KM-1900SAJ3*</b>	Air-Cooled	1675	1865	208-230V/60/3	3.9	415 Lbs.	<b>\$24,895</b>
<b>KM-1900SWJ3</b>	Water-Cooled	1875	1880	208-230V/60/3	3.2	415 Lbs.	<b>\$25,071</b>
<b>KM-1900SRJ3*</b>	Remote A-C	1700	1933	208-230V/60/3	3.9	415 Lbs.	<b>\$24,735</b>

**Accessories:** \*\***HS-5030** Transformer Kit - 4 wire to 3 wire (eliminates need for dedicated neutral) \$288  
**HS-5254** Tamper Proof Kit - Air Cooled Units \$990  
**HS-5255** Tamper Proof Kit - Water/Remote Units \$990


Use URC-22F Condenser for Remote Air-Cooled Unit  
**\*ENERGY STAR qualified**




48 x 32 1/2 x 82 7/16   48 x 32 1/2 x 119 7/8   52 x 32 1/2 x 82 7/16   52 x 32 1/2 x 119 7/8

Dimensions shown in W x D x H include Bins. See TOP KIT MATRIX (pg 35) for top kit options based on bin size.

## KM-2200S\_J3









## KMEdge Cubers


Ice Machine Dimensions: 48"W X 27<sup>3/8</sup>"D X 36<sup>7/16</sup>"H

Model Number	Condenser	Lbs. of Ice per 24 hours 90°A / 70°W	Lbs. of Ice per 24 hours 70°A / 50°W	Electrical	kWh per 100 Lbs.	Shipping Weight	List Price
<b>KM-2200SWJ3</b>	Water-Cooled	2200	2221	208-230V/60/3	3.11	400 Lbs.	<b>\$31,175</b>
<b>KM-2200SRJ3*</b>	Remote A-C	2075	2206	208-230V/60/3	3.75	400 Lbs.	<b>\$31,175</b>

**Accessories:** **HS-5255** Tamper Proof Kit - Water/Remote Units \$990

Use URC-22F Condenser for Remote Air-Cooled Unit  
**\*ENERGY STAR qualified**




48 x 32 1/2 x 82 7/16   48 x 32 1/2 x 119 7/8   52 x 32 1/2 x 82 7/16   52 x 32 1/2 x 119 7/8


Dimensions shown in W x D x H include Bins. See TOP KIT MATRIX (pg 35) for top kit options based on bin size.



# CUBER

## KM-2600S\_J3









## KM Edge Cubers

Ice Machine Dimensions: 48"W X 27<sup>3/8</sup>"D X 36<sup>7/16</sup>"H





Model Number	Condenser	Lbs. of Ice per 24 hours 90°A / 70°W	Lbs. of Ice per 24 hours 70°A / 50°W	Electrical	kWh per 100 Lbs.	Shipping Weight	List Price
<b>KM-2600SWJ3</b>	Water-Cooled	2480	2482	208-230V/60/3	3.6	440 Lbs.	<b>\$35,292</b>
<b>KM-2600SRJ3*</b>	Remote A-C	2580	2617	208-230V/60/3	3.61	440 Lbs.	<b>\$33,850</b>

**Accessories:** **HS-5255** Tamper Proof Kit - Water/Remote Units \$990

Use URC-26J Condenser for Remote Air-Cooled Unit


**\*ENERGY STAR qualified**







48 x 32 1/2 x 82 7/16    48 x 32 1/2 x 119 7/8    52 x 32 1/2 x 82 7/16    52 x 32 1/2 x 119 7/8

Dimensions shown in W x D x H include Bins. See TOP KIT MATRIX (pg 35) for top kit options based on bin size.

## KMH-2100S\_J









## KM Edge Cubers

Ice Machine Dimensions: 36"W X 40"D X 36<sup>7/16</sup>"H

Model Number	Condenser	Lbs. of Ice per 24 hours 90°A / 70°W	Lbs. of Ice per 24 hours 70°A / 50°W	Electrical	kWh per 100 Lbs.	Shipping Weight	List Price
<b>KMH-2100SWJ3</b>	Water-Cooled	2000	2060	208-230V/60/3	2.92	415 Lbs.	<b>\$29,349</b>
<b>KMH-2100SRJ*</b>	Remote A-C	1850	2034	208-230V/60/1**	3.75	415 Lbs.	<b>\$29,525</b>
<b>KMH-2100SRJ3*</b>	Remote A-C	1925	2026	208-230V/60/3	3.67	415 Lbs.	<b>\$29,685</b>


**Accessories:** **\*\*HS-5030** Transformer Kit - 4 wire to 3 wire (eliminates need for dedicated neutral) \$288







Use URC-22F Condenser for Remote Air-Cooled Unit

**\*ENERGY STAR qualified**

## KMD-410M\_J










## KM Cubers

Ice Machine Dimensions: 22"W X 24"D X 24"H

Model Number	Condenser	Lbs. of Ice per 24 hours 90°A / 70°W	Lbs. of Ice per 24 hours 70°A / 50°W	Electrical	kWh per 100 Lbs.	Shipping Weight	List Price
<b>KMD-410MAJ</b>	Air-Cooled	351	418	115-120V/60/1	5.7	161 Lbs.	<b>\$9,324</b>
<b>KMD-410MWJ</b>	Water-Cooled	382	440	115-120V/60/1	4.3	163 Lbs.	<b>\$9,740</b>

22 x 30 1/2 x 35 3/8    22 x 32 1/2 x 68 1/8

Dimensions shown in W x D x H include Bins. See TOP KIT MATRIX (pg 35) for top kit options based on bin size.





# CUBER Dispenser

## KMD-460M\_J

## KMEdge Cubers

Ice Machine Dimensions: 30"W X 24 1/4"D X 22 1/8"H

Model Number	Condenser	Lbs. of Ice per 24 hours 90°A / 70°W	Lbs. of Ice per 24 hours 70°A / 50°W	Electrical	kWh per 100 Lbs.	Shipping Weight	List Price
<b>KMD-460MAJ</b>	Air-Cooled	400	440	115-120V/60/1	5.5	170 Lbs.	<b>\$9,788</b>
<b>KMD-460MWJ</b>	Water-Cooled	472	487	115-120V/60/1	4.1	170 Lbs.	<b>\$9,948</b>

22 x 30 1/2 x 34

30 x 32 1/2 x 68 1/8

Dimensions shown in W x D x H include Bins. See TOP KIT MATRIX (pg 35) for top kit options based on bin size.

## KMD-530M\_J

## KMEdge Cubers

Ice Machine Dimensions: 30"W X 24 1/4"D X 22 1/8"H

Model Number	Condenser	Lbs. of Ice per 24 hours 90°A / 70°W	Lbs. of Ice per 24 hours 70°A / 50°W	Electrical	kWh per 100 Lbs.	Shipping Weight	List Price
<b>KMD-530MAJ</b>	Air-Cooled	442	501	115V/60/1	5.7	170 Lbs.	<b>\$10,253</b>
<b>KMD-530MWJ</b>	Water-Cooled	500	515	115V/60/1	4.7	170 Lbs.	<b>\$10,413</b>
<b>KMD-530MRJ</b>	Remote A-C	440	498	115V/60/1	6.1	170 Lbs.	<b>\$10,077</b>

22 x 30 1/2 x 34

30 x 32 1/2 x 68 1/8

Use URC-5F Condenser for Remote Air-Cooled Unit  
Dimensions shown in W x D x H include Bins. See TOP KIT MATRIX (pg 35) for top kit options based on bin size.

## KMD-860M\_J

## KMEdge Cubers

Ice Machine Dimensions: 30"W X 24 5/8"D X 28"H

Model Number	Condenser	Lbs. of Ice per 24 hours 90°A / 70°W	Lbs. of Ice per 24 hours 70°A / 50°W	Electrical	kWh per 100 Lbs.	Shipping Weight	List Price
<b>KMD-860MAJ</b>	Air-Cooled	665	855	208-230V/60/1	5.16	248 Lbs.	<b>\$14,674</b>
<b>KMD-860MWJ</b>	Water-Cooled	862	940	208-230V/60/1	3.90	258 Lbs.	<b>\$14,835</b>
<b>KMD-860MRJ</b>	Remote A-C	850	967	208-230V/60/1	5.05	256 Lbs.	<b>\$14,498</b>

30 x 30 1/2 x 39 5/8

30 x 32 1/2 x 68 1/8


48 x 32 1/2 x 74


Use URC-9F Condenser for Remote Air-Cooled Unit  
Dimensions shown in W x D x H include Bins. See TOP KIT MATRIX (pg 35) for top kit options based on bin size.



# CUBER Low Profile

## KML-325M\_J






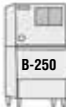


### Low Profile *KMEdge* Cubers


Ice Machine Dimensions: 30"W X 27 <sup>3</sup>/<sub>8</sub>"D X 22"H

Model Number	Condenser	Lbs. of Ice per 24 hours 90°A / 70°W	Lbs. of Ice per 24 hours 70°A / 50°W	Electrical	kWh per 100 Lbs.	Shipping Weight	List Price
<b>KML-325MAJ</b>	Air-Cooled	300	380	115V/60/1	5.72	185 Lbs.	<b>\$8,395</b>
<b>KML-325MWJ</b>	Water-Cooled	355	385	115V/60/1	4.51	185 Lbs.	<b>\$8,571</b>








B-250  
30 x 32 1/2 x 55 3/8




B-500  
30 x 32 1/2 x 68




DB-200  
30 x 30 x 75

Dimensions shown in W x D x H include Bins. See TOP KIT MATRIX (pg 35) for top kit options based on bin size.

## KML-500M\_J






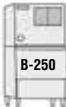


### Low Profile *KMEdge* Cubers


Ice Machine Dimensions: 30"W X 27 <sup>3</sup>/<sub>8</sub>"D X 22"H

Model Number	Condenser	Lbs. of Ice per 24 hours 90°A / 70°W	Lbs. of Ice per 24 hours 70°A / 50°W	Electrical	kWh per 100 Lbs.	Shipping Weight	List Price
<b>KML-500MAJ</b>	Air-Cooled	400	442	115V/60/1	5.55	185 Lbs.	<b>\$9,708</b>
<b>KML-500MWJ</b>	Water-Cooled	515	543	115V/60/1	4.33	185 Lbs.	<b>\$9,868</b>








B-250  
30 x 32 1/2 x 55 3/8




B-500  
30 x 32 1/2 x 68




DB-200  
30 x 30 x 75

Dimensions shown in W x D x H include Bins. See TOP KIT MATRIX (pg 35) for top kit options based on bin size.

## KML-700M\_J







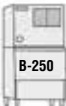


### Low Profile *KMEdge* Cubers


Ice Machine Dimensions: 30"W X 27 <sup>3</sup>/<sub>8</sub>"D X 26"H

Model Number	Condenser	Lbs. of Ice per 24 hours 90°A / 70°W	Lbs. of Ice per 24 hours 70°A / 50°W	Electrical	kWh per 100 Lbs.	Shipping Weight	List Price
<b>KML-700MAJ*</b>	Air-Cooled	572	658	115V/60/1	5.16	220 Lbs.	<b>\$11,871</b>
<b>KML-700MWJ</b>	Water-Cooled	730	756	115V/60/1	3.61	220 Lbs.	<b>\$12,031</b>
<b>KML-700MRJ*</b>	Remote A-C	643	742	115V/60/1	4.70	220 Lbs.	<b>\$11,695</b>









B-250  
30 x 32 1/2 x 59 3/8



B-500  
30 x 32 1/2 x 72







DB-200  
30 x 30 x 79





Dimensions shown in W x D x H include Bins. See TOP KIT MATRIX (pg 35) for top kit options based on bin size.





Use URC-9F Condenser for Remote Air-Cooled Unit  
\*ENERGY STAR qualified



# CUBER Serenity Series

		<b>KMEdge Cuber</b>					
		Ice Machine Dimensions: 22"W X 24 5/8"D X 28"H					
		Model Number	Condenser	Lbs. of Ice per 24 hours 90°A / 70°W	Lbs. of Ice per 24 hours 70°A / 50°W	Electrical	kWh per 100 Lbs.
<b>KMS-822MLJ</b> using 1 Phase Remote Condenser	Remote A-C	770	851	115V/60/1*	5.3	150 Lbs.	<b>\$13,217</b>
<b>Accessories:</b> HS-5062 Extension bracket for Freestyle application							\$240
 <p>Designed for use on beverage dispensers Use SRK-10J Condenser for Remote Air-Cooled Unit (sold separately) *115V supply for the KMS Ice maker is supplied from the SRK remote condenser</p>						 <b>IBD 4500 22"</b> 22 x 30 1/2 x 35 3/8	
See TOP KIT MATRIX (pg 35) for top kit options based on bin size.							


		<b>KMEdge Cuber</b>					
		Ice Machine Dimensions: 30"W X 16 1/2"D X 29"H					
		Model Number	Condenser	Lbs. of Ice per 24 hours 90°A / 70°W	Lbs. of Ice per 24 hours 70°A / 50°W	Electrical	kWh per 100 Lbs.
<b>KMS-830MLJ</b> using 1 Phase Remote Condenser	Remote A-C	810	885	115V/60/1*	5.3	137 Lbs.	<b>\$13,201</b>
 <p>Designed for use on beverage dispensers Use SRK-10J Condenser for Remote Air-Cooled Unit (sold separately) *115V supply for the KMS Ice maker is supplied from the SRK remote condenser</p>						 <b>Lancer FS30</b> 30 x 30 1/2 x 39 5/8	

		<b>KMEdge Cuber</b>					
		Ice Machine Dimensions: 22"W X 18 1/8"D X 31 1/4"H					
		Model Number	Condenser	Lbs. of Ice per 24 hours 90°A / 70°W	Lbs. of Ice per 24 hours 70°A / 50°W	Electrical	kWh per 100 Lbs.
<b>KMS-1122MLJ</b> using 1 Phase Remote Condenser	Remote A-C	1075	1151	115V/60/1*	4.2	152 Lbs.	<b>\$14,082</b>
<b>KMS-1122MLJ</b> using 3 Phase Remote Condenser	Remote A-C	1100	1151	115V/60/3*	4.05	152 Lbs.	<b>\$14,082</b>
 <p>Designed for use on beverage dispensers Use SRK-12J or SRK-12J3 Condenser for Remote Air-Cooled Unit (sold separately) *115V supply for the KMS Ice maker is supplied from the SRK remote condenser</p>						 <b>Lancer FS22</b> 22 x 30 1/2 x 40 1/4	




# CUBER Serenity Series

KMS-1402MLJ




## KMEdge Cuber


Ice Machine Dimensions: 30"W X 24"D X 28"H



Model Number	Condenser	Lbs. of Ice per 24 hours 90°A / 70°W	Lbs. of Ice per 24 hours 70°A / 50°W	Electrical	kWh per 100 Lbs.	Shipping Weight	List Price
<b>KMS-1402MLJ</b> <small>using 1 Phase Remote Condenser</small>	Remote A-C	1400	1501	115V/60/1*	4.3	178 Lbs.	<b>\$14,114</b>
<b>KMS-1402MLJ</b> <small>using 3 Phase Remote Condenser</small>	Remote A-C	1325	1474	115V/60/3*	4.55	178 Lbs.	<b>\$14,114</b>




**Lancer FS30**  
30 x 30 1/2 x 39 5/8



Designed for use on beverage dispensers.  
Use SRK-15J or SRK-15J3 Condenser for Remote Air-Cooled Unit (sold separately)  
\*115V supply for the KMS Ice maker is supplied from the SRK remote condenser


See TOP KIT MATRIX (pg 35) for top kit options based on bin size.

KMS-2000MLJ




## KMEdge Cuber


Ice Machine Dimensions: 30"W X 24"D X 32<sup>7/8</sup>"H



Model Number	Condenser	Lbs. of Ice per 24 hours 90°A / 70°W	Lbs. of Ice per 24 hours 70°A / 50°W	Electrical	kWh per 100 Lbs.	Shipping Weight	List Price
<b>KMS-2000MLJ</b> <small>using 1 Phase Remote Condenser</small>	Remote A-C	1850	1926	208-230V/60/1*	4.50	206 Lbs.	<b>\$17,462</b>
<b>KMS-2000MLJ</b> <small>using 3 Phase Remote Condenser</small>	Remote A-C	1900	1938	208-230V/60/3*	4.30	206 Lbs.	<b>\$17,462</b>



**Lancer FS30**  
30 x 30 1/2 x 39 5/8



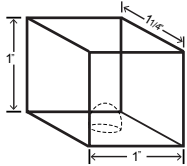
Designed for use on beverage dispensers.  
Use SRK-20J or SRK-20J3 Condenser for Remote Air-Cooled Unit (sold separately)  
\*208-230V supply for the KMS Ice maker is supplied from the SRK remote condenser

See TOP KIT MATRIX (pg 35) for top kit options based on bin size.
















# SPECIALTY ICE

## Features & Benefits of the IM Square Cuber



- **HOSHIZAKI IM Square Cubers** utilize an ice making system that has an automatic rinse cycle, which means each ice cycle is made with fresh water protecting the integrity and flavor of the drink.
- A closed water circuit offers the ultimate contamination protection, by reducing the number of points at which impurities can enter the ice making process.
- A stainless steel exterior with integrated door handles provides a hygienic and high quality finish (Self contained unit only)
- Removable door gaskets prevent any heat and contamination from entering the bin making the product easy to clean and maintain. (Self contained unit only)
- Easily cleanable air filter extends the life of the ice machine
- **HOSHIZAKI IM Square Cubers** are electronically controlled for consistent quality of ice
- Natural foaming agent insulates the bin and preserves the quality and consistency of the ice produced longer than any other machine available - saving energy and money

IM-200BAC		IM Square Cuber with Built-In Bin					
							<b>Self-Contained Bin Storage Capacity Up to 75 Lbs.†</b>
	Dimensions: 39 1/2"W X 23 5/8"D X 33 1/2"H (including 6" legs)						
	Model Number	Condenser	Lbs. of Ice per 24 hours 90°A / 70°W	Lbs. of Ice per 24 hours 70°A / 50°W	Electrical	kWh per 100 Lbs.	Shipping Weight
IM-200BAC	Air-Cooled	150	188	115V/60/1	8.4	212 lbs.	<b>\$10,509</b>
   							
†Rated in accordance with AHRI Standard 820(I-P). Capacity based on 100% of total volume x 30 lb/ft³ average density of ice.							
IM-500SAB		IM Square Cuber					
							<b>Ice Machine Dimensions: 44"W X 27 5/8"D X 21 3/4"H</b>
	Ice Machine Dimensions: 44"W X 27 5/8"D X 21 3/4"H						
	Model Number	Condenser	Lbs. of Ice per 24 hours 90°A / 70°W	Lbs. of Ice per 24 hours 70°A / 50°W	Electrical	kWh per 100 Lbs.	Shipping Weight
IM-500SAB	Air-Cooled	414	489	115V/60/1	5.8	234 Lbs.	<b>\$13,265</b>
<b>Accessories: HS-5530 Stacking Kit (Order as Accessory)</b>							\$897
   							
							
44 x 32 1/2 x 67 3/4    44 x 32 1/2 x 89 1/2    48 x 32 1/2 x 67 3/4    48 x 32 1/2 x 89 1/2    52 x 32 1/2 x 67 3/4    52 x 32 1/2 x 89 1/2    60 x 41 x 103 1/2							
Dimensions shown in W x D x H include Bins. See TOP KIT MATRIX (pg 35) for top kit options based on bin size.							





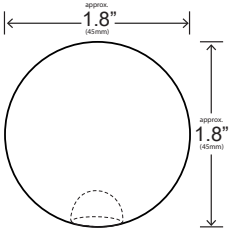


# SPECIALTY ICE

## Features & Benefits of the IM-50BAA-Q, Sphere Cuber Icemaker

- **HOSHIZAKI Sphere Ice Machine** is the only machine on the market to make sphere ice. Spheres are 1.8" in diameter, clear and solid.
- Cubes have superior chilling ability and beautiful appearance
- Small footprint can easily fit under bar counter
- Up to 50 lbs. (500 spheres) of ice production per 24 hours
- Built-in storage bin with 36 lb. capacity
- Durable stainless steel exterior
- Easy to clean air filter
- Foam injected polyurethane for insulation (HFC free)
- Closed water circuit offers the ultimate contamination protection
- Ice scoop included
- 6.5' power cord with NEMA 5-15P plug



<b>IM-50BAA-Q</b>		<b>Sphere Ice Machine with Built-In Bin</b>							
		Ice Machine Dimensions: 24 <sup>3/4</sup> " x 20 <sup>3/4</sup> " x 39 <sup>1/2</sup> "							
		<b>Model Number</b>	<b>Condenser</b>	<b>Lbs. of Ice per 24 hours 90°A / 70°W</b>	<b>Lbs. of Ice per 24 hours 70°A / 50°W</b>	<b>Electrical</b>	<b>kWh per 100 Lbs.</b>	<b>Shipping Weight</b>	<b>List Price</b>
		<b>IM-50BAA-Q</b>	Air-Cooled	45	50	115V/60/1	15.7	150 Lbs.	<b>\$19,544</b>
  		<p><b>Sphere Ice Dimensions</b></p> 							
<p>Removable/cleanable air filter Panels easily removed and all components accessible for service.</p>									



# FLAKER Self-Contained


## Features & Benefits of the Flaker / Cubelet Series



- Attractive stainless steel exterior
- Most models are available in both flaked and cubelet (nugget-style) ice
- The internal auger design produces the highest quality ice with fewer repairs and less down time
- The freezing cylinder is made from cast stainless steel
- The industry's only greaseless bearing design improves life of the machine
- **HOSHIZAKI Flaker and Cubelet** ice machines have electric water inlet valves and an automatic purge of water from the reservoir for cleaner operation and longer bearing life
- Advanced CleanCycle24™ design - 2 second rinse every hour
- Infrared bin control is standard and factory installed



FLAKED ICE USAGE GUIDE	
<b>Establishment</b>	<b>Approximate Daily Usage</b>
Restaurant	1.5 lbs. ice per seat
Salad Bar/Seafood Display	30 lbs. ice per ft <sup>3</sup>
Hospital	
Patient Care	10 lbs. ice per bed
Cafeteria	1 lb. ice per seat
Nursing Home	6 lbs. per bed



F-300BAJ		Undercounter <b>FLAKER</b> with Built-In Bin							
		Dimensions: 36"W X 24 1/4"D X 39 1/4"H (6" Legs Included)					Self-Contained Bin Storage Capacity Up to 110 Lbs. †		
		Model Number	Condenser	Lbs. of Ice per 24 hours 90°A / 70°W	Lbs. of Ice per 24 hours 70°A / 50°W	Electrical	kWh per 100 Lbs.	Shipping Weight	List Price
		F-300BAJ	Air-Cooled	247	353	115V/60/1	6.14	221 Lbs.	<b>\$13,665</b>
<b>Accessories: LP-6 LEG</b> Four 6" Stainless Steel Legs Package available (optional)							\$368		
		Four 6" Legs Package ( <b>LP-6P LEG</b> ) included †Rated in accordance with AHRI Standard 820(I-P). Capacity based on 100% of total volume x 30 lb/ft <sup>3</sup> average density of ice.							

F-330BAJ		Undercounter <b>FLAKER</b> with Built-In Bin							
		Dimensions: 24"W X 26"D X 39"H (6" Legs Included)					Self-Contained Bin Storage Capacity Up to 80 Lbs. †		
		Model Number	Condenser	Lbs. of Ice per 24 hours 90°A / 70°W	Lbs. of Ice per 24 hours 70°A / 50°W	Electrical	kWh per 100 Lbs.	Shipping Weight	List Price
		F-330BAJ	Air-Cooled	243	332	115V/60/1	5.91	178 Lbs.	<b>\$13,024</b>
<b>Accessories: LP-6 LEG</b> Four 6" Stainless Steel Legs Package available (optional)							\$368		
		Four 6" Legs Package ( <b>LP-6P LEG</b> ) included †Rated in accordance with AHRI Standard 820(I-P). Capacity based on 100% of total volume x 30 lb/ft <sup>3</sup> average density of ice.							



# FLAKER

F-500BAJ

## Undercounter FLAKER with Built-In Bin

Dimensions: 38"W X 29"D X 42"H (6" Legs Included)

Self-Contained Bin Storage Capacity Up to 170 Lbs.†

Model Number	Condenser	Lbs. of Ice per 24 hours 90°A / 70°W	Lbs. of Ice per 24 hours 70°A / 50°W	Electrical	kWh per 100 Lbs.	Shipping Weight	List Price
<b>F-500BAJ</b>	Air-Cooled	420	536	115V/60/1	5.05	265 Lbs.	<b>\$16,164</b>

Accessories: LP-6 LEG Four 6" Stainless Steel Legs Package available (optional) \$368

Four 6" Legs Package (LP-6P LEG) included  
†Rated in accordance with AHRI Standard 820(I-P). Capacity based on 100% of total volume x 30 lb/ft<sup>3</sup> average density of ice.

F-450MAJ

## FLAKER

Ice Machine Dimensions: 22"W X 27<sup>3/8</sup>"D X 22"H

Model Number	Condenser	Lbs. of Ice per 24 hours 90°A / 70°W	Lbs. of Ice per 24 hours 70°A / 50°W	Electrical	kWh per 100 Lbs.	Shipping Weight	List Price
<b>F-450MAJ*</b>	Air-Cooled	395	492	115V/60/1	4.94	170 Lbs.	<b>\$11,727</b>

\*Not recommended for dispensing applications

B-250  
30 x 32 1/2 x 55 3/8

B-300  
22 x 32 1/2 x 68

B-500  
30 x 32 1/2 x 68

B-700  
44 x 32 1/2 x 68

B-800  
48 x 32 1/2 x 68

B-900  
52 x 32 1/2 x 68

Dimensions shown in W x D x H include Bins. See TOP KIT MATRIX (pg 35) for top kit options based on bin size.

F-801M\_J

## FLAKERS

Ice Machine Dimensions: 22"W X 27<sup>3/8</sup>"D X 26"H

Model Number	Condenser	Lbs. of Ice per 24 hours 90°A / 70°W	Lbs. of Ice per 24 hours 70°A / 50°W	Electrical	kWh per 100 Lbs.	Shipping Weight	List Price
<b>F-801MAJ*</b>	Air-Cooled	566	751	115V/60/1	4.5	205 Lbs.	<b>\$14,995</b>
<b>F-801MWJ</b>	Water-Cooled	605	680	115V/60/1	3.9	205 Lbs.	<b>\$15,171</b>

Accessories: HS-2120 Cutter head for finer flaked ice \$320

\*ENERGY STAR qualified

B-250  
30 x 32 1/2 x 59 3/8

B-300  
22 x 32 1/2 x 72

B-500  
30 x 32 1/2 x 72

B-700  
44 x 32 1/2 x 72

B-800  
48 x 32 1/2 x 72

B-900  
52 x 32 1/2 x 72


Dimensions shown in W x D x H include Bins. See TOP KIT MATRIX (pg 35) for top kit options based on bin size.





# FLAKER

## F-1002M\_J




## FLAKERS


Ice Machine Dimensions: 22"W X 27 <sup>3</sup>/<sub>8</sub>"D X 26"H

Model Number	Condenser	Lbs. of Ice per 24 hours 90°A / 70°W	Lbs. of Ice per 24 hours 70°A / 50°W	Electrical	kWh per 100 Lbs.	Shipping Weight	List Price
<b>F-1002MAJ</b>	Air-Cooled	758	980	115V/60/1	4.36	210 Lbs.	<b>\$18,471</b>
<b>F-1002MWJ</b>	Water-Cooled	833	955	115V/60/1	3.57	205 Lbs.	<b>\$18,631</b>
<b>F-1002MRJ</b>	Remote A-C	744	864	115V/60/1	5.1	210 Lbs.	<b>\$18,295</b>
<b>F-1002MLJ</b>	N/A	797	1028	115V/60/1	1.51	205 Lbs.	<b>\$18,135</b>

Accessories: **HS-2120** Cutter head for finer flaked ice \$320




Use URC-5F Condenser for Remote Air-Cooled Unit



22 x 32 1/2 x 71 15/16 30 x 32 1/2 x 71 15/16 44 x 32 1/2 x 71 15/16 48 x 32 1/2 x 71 15/16 52 x 32 1/2 x 71 15/16

Dimensions shown in W x D x H include Bins. See TOP KIT MATRIX (pg 35) for top kit options based on bin size.


## F-1501M\_J




## FLAKERS

Ice Machine Dimensions: 30"W X 27 <sup>3</sup>/<sub>8</sub>"D X 34 <sup>7</sup>/<sub>16</sub>"H

Model Number	Condenser	Lbs. of Ice per 24 hours 90°A / 70°W	Lbs. of Ice per 24 hours 70°A / 50°W	Electrical	kWh per 100 Lbs.	Shipping Weight	List Price
<b>F-1501MAJ</b>	Air-Cooled	1154	1543	208-230V/60/1**	4.0	325 Lbs.	<b>\$23,485</b>
<b>F-1501MWJ</b>	Water-Cooled	1250	1431	208-230V/60/1**	3.55	350 Lbs.	<b>\$23,646</b>
<b>F-1501MRJ</b>	Remote A-C	1140	1496	208-230V/60/1**	4.40	325 Lbs.	<b>\$23,309</b>




Use URC-14F Condenser for Remote Air-Cooled Unit



30 x 32 1/2 x 79 1/4 44 x 32 1/2 x 79 1/4 48 x 32 1/2 x 79 1/4 52 x 32 1/2 x 79 1/4

Dimensions shown in W x D x H include Bins. See TOP KIT MATRIX (pg 35) for top kit options based on bin size.


## F-2001M\_J



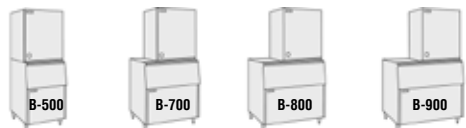
## FLAKERS

Ice Machine Dimensions: 30"W X 27 <sup>1</sup>/<sub>2</sub>"D X 34 <sup>7</sup>/<sub>16</sub>"H

Model Number	Condenser	Lbs. of Ice per 24 hours 90°A / 70°W	Lbs. of Ice per 24 hours 70°A / 50°W	Electrical	kWh per 100 Lbs.	Shipping Weight	List Price
<b>F-2001MWJ</b>	Water-Cooled	1840	2043	208-230V/60/1**	3.19	342 Lbs.	<b>\$32,024</b>
<b>F-2001MRJ</b>	Remote A-C	1660	2073	208-230V/60/1**	3.81	360 Lbs.	<b>\$31,864</b>
<b>F-2001MRJ3</b>	Remote A-C	1675	2098	208-230V/60/3*	3.90	360 Lbs.	<b>\$32,024</b>
<b>F-2001MLJ</b>	N/A	1733	2280	115V/60/1	0.6	250 Lbs.	<b>\$29,685</b>



Use URC-22F Condenser for Remote Air-Cooled Unit




30 x 32 1/2 x 79 1/4 44 x 32 1/2 x 79 1/4 48 x 32 1/2 x 79 1/4 52 x 32 1/2 x 79 1/4

Dimensions shown in W x D x H include Bins. See TOP KIT MATRIX (pg 35) for top kit options based on bin size.




# CUBELET Self Contained

## C-80BAJ



**-DS shown with Custom Cabinetry**






### Undercounter CUBELET with Built-In Bin

Dimensions: 14 <sup>7</sup>/<sub>8</sub>"W X 22 <sup>5</sup>/<sub>8</sub>"D X 33 <sup>1</sup>/<sub>2</sub>"H  
The ADA compliant machine dimensions are 14<sup>7</sup>/<sub>8</sub>"W x 22<sup>5</sup>/<sub>8</sub>"D x 31<sup>1</sup>/<sub>2</sub>"H

**Self-Contained Bin Storage Capacity Up to 22 Lbs.**


Model Number	Condenser	Lbs. of Ice per 24 hours 90°A / 70°W	Lbs. of Ice per 24 hours 70°A / 50°W	Electrical	kWh per 100 Lbs.	Shipping Weight	List Price
<b>C-80BAJ</b>	Air-Cooled	45	80	115V/60/1	17.3	135 Lbs.	<b>\$9,404</b>
<b>C-80BAJ-DS†</b>	Air-Cooled	45	80	115V/60/1	17.3	135 Lbs.	<b>\$9,660</b>
<b>C-80BAJ-AD*</b>	Air-Cooled	45	80	115V/60/1	17.3	135 Lbs.	<b>\$9,420</b>
<b>C-80BAJ-ADDS*†</b>	Air-Cooled	45	80	115V/60/1	17.3	135 Lbs.	<b>\$9,884</b>


**Accessories:** **HS-0229** -DS Door Reversal Part (Available as a Service Part)  
**HS-5061** Drain Pump (Beckett Brand) 1 Year Warranty - Parts & labor \$1,089  
**HS-0182** Side Trim Kit \$417  
**HS-2133** 2" Top Spacer Kit available \$304

**UL** approved for outdoor use  
 †-DS Models - Wood Door System (Designed to accommodate custom cabinetry)  
 \*ADA compliant

## F-330BAJ-C








### Undercounter CUBELET with Built-In Bin

Dimensions: 24"W X 26"D X 39"H (6" Legs Included)

**Self-Contained Bin Storage Capacity Up to 80 Lbs.†**


Model Number	Condenser	Lbs. of Ice per 24 hours 90°A / 70°W	Lbs. of Ice per 24 hours 70°A / 50°W	Electrical	kWh per 100 Lbs.	Shipping Weight	List Price
<b>F-330BAJ-C</b>	Air-Cooled	214	288	115V/60/1	7.3	178 Lbs.	<b>\$13,185</b>


**Accessories:** **LP-6 LEG** Four 6" Stainless Steel Legs Package available (optional) \$368

Four 6" Legs Package (**LP-6P LEG**) included  
 †Rated in accordance with AHRI Standard 820(I-P). Capacity based on 100% of total volume x 30 lb/ft<sup>3</sup> average density of ice.

## F-450MAJ-C









### CUBELET

Ice Machine Dimensions: 22"W X 27 <sup>3</sup>/<sub>8</sub>"D X 22"H


Model Number	Condenser	Lbs. of Ice per 24 hours 90°A / 70°W	Lbs. of Ice per 24 hours 70°A / 50°W	Electrical	kWh per 100 Lbs.	Shipping Weight	List Price
<b>F-450MAJ-C*</b>	Air-Cooled	316	412	115V/60/1	6.10	170 Lbs.	<b>\$11,999</b>


\*Not recommended for dispensing applications




B-250  
30 x 32 1/2 x 55 3/8




B-300  
22 x 32 1/2 x 68




B-500  
30 x 32 1/2 x 68



B-700  
44 x 32 1/2 x 68



B-800  
48 x 32 1/2 x 68




B-900  
52 x 32 1/2 x 68


Dimensions shown in W x D x H include Bins. See TOP KIT MATRIX (pg 35) for top kit options based on bin size.



# CUBELET

## F-801M\_J-C







**Small** 

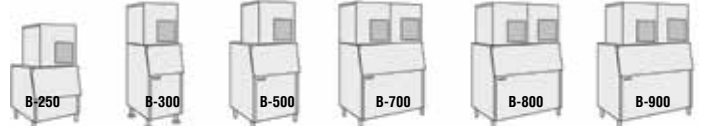
### CUBELET

Ice Machine Dimensions: 22"W X 27 <sup>3/8</sup>"D X 26"H

Model Number	Condenser	Lbs. of Ice per 24 hours 90°A / 70°W	Lbs. of Ice per 24 hours 70°A / 50°W	Electrical	kWh per 100 Lbs.	Shipping Weight	List Price
F-801MAJ-C*	Air-Cooled	532	690	115V/60/1	5.00	205 Lbs.	<b>\$15,828</b>
F-801MWJ-C	Water-Cooled	580	632	115V/60/1	4.13	205 Lbs.	<b>\$15,668</b>

\*ENERGY STAR qualified





B-250    B-300    B-500    B-700    B-800    B-900

30 x 32 1/2 x 59 3/8    22 x 32 1/2 x 72    30 x 32 1/2 x 72    44 x 32 1/2 x 72    48 x 32 1/2 x 72    52 x 32 1/2 x 72

Dimensions shown in W x D x H include Bins. See TOP KIT MATRIX (pg 35) for top kit options based on bin size.

## F-1002M\_J-C






**Small** 


### CUBELET

Ice Machine Dimensions: 22"W X 27 <sup>3/8</sup>"D X 26"H

Model Number	Condenser	Lbs. of Ice per 24 hours 90°A / 70°W	Lbs. of Ice per 24 hours 70°A / 50°W	Electrical	kWh per 100 Lbs.	Shipping Weight	List Price
F-1002MAJ-C	Air-Cooled	726	890	115V/60/1	4.57	210 Lbs.	<b>\$18,471</b>
F-1002MWJ-C	Water-Cooled	878	770	115V/60/1	3.8	205 Lbs.	<b>\$18,631</b>
F-1002MRJ-C	Remote A-C	680	821	115V/60/1	4.94	210 Lbs.	<b>\$19,112</b>

Use URC-5F Condenser for Remote Air-Cooled Unit





B-300    B-500    B-700    B-800    B-900

22 x 32 1/2 x 72    30 x 32 1/2 x 72    44 x 32 1/2 x 72    48 x 32 1/2 x 72    52 x 32 1/2 x 72

Dimensions shown in W x D x H include Bins. See TOP KIT MATRIX (pg 35) for top kit options based on bin size.

## F-1501M\_J-C






**Medium** 


### CUBELET

Ice Machine Dimensions: 30"W X 27 <sup>3/8</sup>"D X 34 <sup>7/16</sup>"H

Model Number	Condenser	Lbs. of Ice per 24 hours 90°A / 70°W	Lbs. of Ice per 24 hours 70°A / 50°W	Electrical	kWh per 100 Lbs.	Shipping Weight	List Price
F-1501MAJ-C	Air-Cooled	1020	1327	208-230V/60/1**	4.61	325 Lbs.	<b>\$23,934</b>
F-1501MWJ-C	Water-Cooled	1218	1376	208-230V/60/1**	3.76	330 Lbs.	<b>\$24,094</b>
F-1501MRJ-C	Remote A-C	1125	1335	208-230V/60/1**	4.35	325 Lbs.	<b>\$23,758</b>

Use URC-14F Condenser for Remote Air-Cooled Unit



B-500    B-700    B-800    B-900


30 x 32 1/2 x 79 1/4    44 x 32 1/2 x 79 1/4    48 x 32 1/2 x 79 1/4    52 x 32 1/2 x 79 1/4

Dimensions shown in W x D x H include Bins. See TOP KIT MATRIX (pg 35) for top kit options based on bin size.



# CUBELET




## F-2001MRJ-C



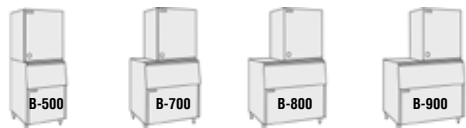
## CUBELET

Ice Machine Dimensions: 30"W x 27 1/2"D x 34 7/16"H

Model Number	Condenser	Lbs. of Ice per 24 hours 90°A / 70°W	Lbs. of Ice per 24 hours 70°A / 50°W	Electrical	kWh per 100 Lbs.	Shipping Weight	List Price
<b>F-2001MRJ-C</b>	Remote A-C	1500	1832	208-230V/60/1**	4.35	345 Lbs.	<b>\$32,633</b>


Use URC-22F Condenser for Remote Air-Cooled Unit



30 x 32 1/2 x 79 1/4    44 x 32 1/2 x 79 1/4    48 x 32 1/2 x 79 1/4    52 x 32 1/2 x 79 1/4

Dimensions shown in W x D x H include Bins. See TOP KIT MATRIX (pg 35) for top kit options based on bin size.





## FD-650M\_J-C



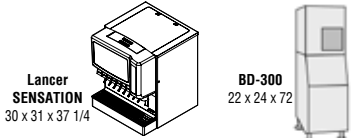
## CUBELET

Ice Machine Dimensions: 22"W X 24"D X 26"H

Model Number	Condenser	Lbs. of Ice per 24 hours 90°A / 70°W	Lbs. of Ice per 24 hours 70°A / 50°W	Electrical	kWh per 100 Lbs.	Shipping Weight	List Price
<b>FD-650MAJ-C</b>	Air-Cooled	495	634	115V/60/1	5.5	185 Lbs.	<b>\$14,482</b>
<b>FD-650MWJ-C</b>	Water-Cooled	520	622	115V/60/1	4.02	185 Lbs.	<b>\$14,658</b>
<b>FD-650MRJ-C*</b>	Remote A-C	470	588	115V/60/1	4.95	185 Lbs.	<b>\$14,322</b>

Use URC-5F Condenser for Remote Air-Cooled Unit




Lancer SENSATION 30 x 31 x 37 1/4    BD-300 22 x 24 x 72

Dimensions shown in W x D x H include Bins. See TOP KIT MATRIX (pg 35) for top kit options based on bin size.

\*ENERGY STAR qualified




## FD-1002M\_J-C



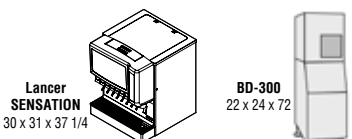
## CUBELET

Ice Machine Dimensions: 22"W X 24"D X 26"H

Model Number	Condenser	Lbs. of Ice per 24 hours 90°A / 70°W	Lbs. of Ice per 24 hours 70°A / 50°W	Electrical	kWh per 100 Lbs.	Shipping Weight	List Price
<b>FD-1002MAJ-C</b>	Air-Cooled	726	890	115V/60/1	4.57	210 Lbs.	<b>\$19,272</b>
<b>FD-1002MRJ-C</b>	Remote A-C	680	821	115V/60/1	4.94	210 Lbs.	<b>\$19,288</b>

Use URC-5F Condenser for Remote Air-Cooled Unit




Lancer SENSATION 30 x 31 x 37 1/4    BD-300 22 x 24 x 72

Dimensions shown in W x D x H include Bins. See TOP KIT MATRIX (pg 35) for top kit options based on bin size.



# CUBELET Serenity Series

**FS-1001MLJ-C**






**Small**

## CUBELET

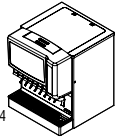
Ice Machine Dimensions: 30"W X 11"D X 26"H

Model Number	Condenser	Lbs. of Ice per 24 hours 90°A / 70°W   70°A / 50°W	Electrical	kWh per 100 Lbs. 90°A / 70°W   70°A / 50°W	Shipping Weight	List Price
<b>FS-1001MLJ-C</b>	Remote A-C	720   851	115V/60/1	5.07   4.29	166 Lbs.	<b>\$17,270</b>






Use SRC-10J Condenser for Remote Air-Cooled Unit

Lancer SENSATION  
30 x 31 x 37 1/4



**FS-1022MLJ-C**






**Small**

## CUBELET

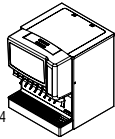
Ice Machine Dimensions: 22"W X 16 1/2"D X 26"H

Model Number	Condenser	Lbs. of Ice per 24 hours 90°A / 70°W   70°A / 50°W	Electrical	kWh per 100 Lbs. 90°A / 70°W   70°A / 50°W	Shipping Weight	List Price
<b>FS-1022MLJ-C</b>	Remote A-C	730   889	115V/60/1	5.10   3.93	150 Lbs.	<b>\$19,625</b>






Use SRC-10J Condenser for Remote Air-Cooled Unit

Lancer SENSATION  
30 x 31 x 37 1/4



**FS-1501MLJ-C**






**Medium**

## CUBELET

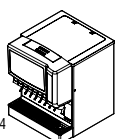
Ice Machine Dimensions: 30"W X 16 1/2"D X 34 1/4"H

Model Number	Condenser	Lbs. of Ice per 24 hours 90°A / 70°W   70°A / 50°W	Electrical	kWh per 100 Lbs. 90°A / 70°W   70°A / 50°W	Shipping Weight	List Price
<b>FS-1501MLJ-C</b>	Remote A-C	1125   1386	115V/60/1	4.75   3.67	229 Lbs.	<b>\$21,066</b>

Use SRC-14J Condenser for Remote Air-Cooled Unit

Lancer SENSATION  
30 x 31 x 37 1/4




















# DISPENSER

## Features & Benefits of HOSHIZAKI Dispensers

- Attractive stainless steel exterior provides long life and easy maintenance
- *KMEdge* dispensers feature a built-in insulated storage bin
- Three dimensional agitation prevents clumping and assists in delivering ice conveniently
- **DKM Hotel Dispenser** features the industry's only one-piece design and is 35% quieter than other hotel dispensers
- **DB Series** accommodates KM Series & *KMEdge* cubers
- **DCM Series** dispenses easy to chew cubelet ice and water
- **DWM Water Dispenser** offers four water choices in a small footprint
- HOSHIZAKI's **DCM Opti-Serve™ Series** offers hands-free dispensing and helps eliminate the possibility of cross-contamination
- All dispensers feature built-in ice storage capacity


DCM-270BAH		CUBELET Ice & Water Dispenser						
		Ice Machine/Dispenser Dimensions: 16 9/16" W X 24 1/8" D X 31 11/16" H (4" Legs Included)				Ice Bin Storage Capacity Up to 10 Lbs.†		
	Model Number	Condenser	Lbs. of Ice per 24 hours 90°A / 70°W	Lbs. of Ice per 24 hours 70°A / 50°W	Electrical	kWh per 100 Lbs.	Shipping Weight	List Price
	DCM-270BAH	Air-Cooled	215	282	115V/60/1	7.6	170 Lbs.	<b>\$12,640</b>
<b>Accessories:</b> LP-4 LEG Four 4" Stainless Steel Legs Package available (optional) \$336 SD-270 Equipment Stand \$2,131 HS-2070 Seismic Wall Mount Kit \$304 HS-2104 Wall Mount Kit \$1,378								
  		 <p>Floor Model with Optional Stand 16 9/16 x 24 1/8 x 66 7/8 W x D x H</p>		 <p>Counter-Top with 4" Legs 16 9/16 x 24 1/8 x 31 11/16 W x D x H</p>				
Four 4" Legs included †Rated in accordance with AHRI Standard 820(I-P). Capacity based on 100% of total volume x 30 lb/ft³ average density of ice.								


DCM-300BAH		CUBELET Ice & Water Dispenser						
		Ice Machine/Dispenser Dimensions: 26"W X 22 1/2"D X 40"H				Ice Bin Storage Capacity Up to 40 Lbs.†		
	Model Number	Condenser	Lbs. of Ice per 24 hours 90°A / 70°W	Lbs. of Ice per 24 hours 70°A / 50°W	Electrical	kWh per 100 Lbs.	Shipping Weight	List Price
	DCM-300BAH	Air-Cooled	232	321	115V/60/1	6.84	240 Lbs.	<b>\$16,324</b>
<b>Accessories:</b> LP-6P LEG Four 6" Painted Legs Package available \$352 LP-6 LEG Four 6" Stainless Steel Legs Package available \$368 SD-500 Equipment Stand \$2,307 Leg Kits: HS-2066 Seismic Wall Mount Kit \$320 HS-2071 Leg Seismic Kit \$817								
  		 <p>Counter-Top 26 x 22 1/2 x 40 W x D x H</p>		 <p>Counter-Top with Optional 6" Legs 26 x 22 1/2 x 46 W x D x H</p>		 <p>Floor Model with Optional Stand 26 x 22 1/2 x 72 1/2 W x D x H</p>		
Unit supplied without legs †Rated in accordance with AHRI Standard 820(I-P). Capacity based on 100% of total volume x 30 lb/ft³ average density of ice.								



# DISPENSER

## DCM-500B\_H








### CUBELET Ice & Water Dispenser


Ice Machine/Dispenser Dimensions: 26"W X 22 1/2"D X 40"H


**Ice Bin Storage Capacity Up to 40 Lbs.†**


Model Number	Condenser	Lbs. of Ice per 24 hours 90°A / 70°W	Lbs. of Ice per 24 hours 70°A / 50°W	Electrical	kWh per 100 Lbs.	Shipping Weight	List Price
<b>DCM-500BAH</b>	Air-Cooled	450	618	115V/60/1	5.62	255 Lbs.	<b>\$20,746</b>
<b>DCM-500BWH</b>	Water-Cooled	512	590	115V/60/1	4.48	255 Lbs.	<b>\$20,906</b>

**Accessories:** **LP-6P LEG** Four 6" Painted Legs Package available \$352  
**LP-6 LEG** Four 6" Stainless Steel Legs Package available \$368  
**SD-500** Equipment Stand \$2,307  
**Leg Kits:** **HS-2066** Seismic Wall Mount Kit \$320  
**HS-2071** Leg Seismic Kit \$817


  
**Counter-Top**  
26 x 22 1/2 x 40  
W x D x H


  
**Counter-Top  
with Optional 6" Legs**  
26 x 22 1/2 x 46  
W x D x H

  
**Floor Model  
with Optional Stand**  
26 x 22 1/2 x 72 1/2  
W x D x H

Unit supplied without legs  
†Rated in accordance with AHRI Standard 820(I-P).  
Capacity based on 100% of total volume x 30 lb/ft<sup>3</sup> average density of ice.

## DCM-751BWH








### CUBELET Ice & Water Dispenser


Ice Machine/Dispenser Dimensions: 34 1/16"W X 28 1/2"D X 48 1/16"H


**Ice Bin Storage Capacity Up to 95 Lbs.†**


Model Number	Condenser	Lbs. of Ice per 24 hours 90°A / 70°W	Lbs. of Ice per 24 hours 70°A / 50°W	Electrical	kWh per 100 Lbs.	Shipping Weight	List Price
<b>DCM-751BWH</b>	Water-Cooled	678	782	115V/60/1	4.76	345 Lbs.	<b>\$27,138</b>
<b>DCM-752BAH</b>	Air-Cooled	576	782	115V/60/1	5.10	345 Lbs.	<b>\$27,138</b>
<b>DCM-752BAH-OS</b>	Air-Cooled	576	782	115V/60/1	5.10	345 Lbs.	<b>\$27,298</b>

**Accessories:** **LP-6P LEG** Four 6" Painted Legs Package available \$352  
**LP-6 LEG** Four 6" Stainless Steel Legs Package available \$368  
**SD-750** Equipment Stand \$2,900  
**Leg Kits:** **HS-2067** Seismic Wall Mount Kit \$401  
**HS-2072** Leg Seismic Kit \$737


  
**Counter-Top**  
34 1/16 x 28 1/2 x 48 1/16  
W x D x H


  
**Counter-Top  
with Optional 6" Legs**  
34 1/16 x 28 1/2 x 54 1/16  
W x D x H

  
**Floor Model  
with Optional Stand**  
34 1/16 x 28 1/2 x 80 1/2  
W x D x H

Unit supplied without legs  
†Rated in accordance with AHRI Standard 820(I-P).  
Capacity based on 100% of total volume x 30 lb/ft<sup>3</sup> average density of ice.

## DCM-270BAH-OS








### CUBELET Ice & Water Dispenser


*Hands-free sensor designed for use with opaque containers. Not intended for outdoor use - avoid placement in direct sunlight.*


**Ice Bin Storage Capacity Up to 10 Lbs.†**

Model Number	Condenser	Lbs. of Ice per 24 hours 90°A / 70°W	Lbs. of Ice per 24 hours 70°A / 50°W	Electrical	kWh per 100 Lbs.	Shipping Weight	List Price
<b>DCM-270BAH-OS</b>	Air-Cooled	215	282	115V/60/1	7.3	170 Lbs.	<b>\$12,800</b>

**Accessories:** **LP-4 LEG** Four 4" Stainless Steel Legs Package available \$336  
**SD-270** Equipment Stand \$2,131  
**HS-2070** Seismic Wall Mount Kit \$304  
**HS-2104** Wall Mount Kit \$1,378

  
**Floor Model  
with Optional Stand**  
16 9/16 x 24 1/8 x 66 7/8  
W x D x H

  
**Counter-Top  
with 4" Legs**  
16 9/16 x 24 1/8 x 31 1/16  
W x D x H

Four 4" Legs included  
†Rated in accordance with AHRI Standard 820(I-P).  
Capacity based on 100% of total volume x 30 lb/ft<sup>3</sup> average density of ice.



# DISPENSER

## DCM-300BAH-OS



### CUBELET Ice & Water TOUCHLESS ICE & WATER Dispenser

Hands-free sensor designed for use with opaque containers. Not intended for outdoor use - avoid placement in direct sunlight.

Ice Machine/Dispenser Dimensions: 26"W X 22 1/2"D X 40"H

Ice Bin Storage Capacity  
Up to 40 Lbs.<sup>†</sup>

Model Number	Condenser	Lbs. of Ice per 24 hours 90°A / 70°W	Lbs. of Ice per 24 hours 70°A / 50°W	Electrical	kWh per 100 Lbs.	Shipping Weight	List Price
DCM-300BAH-OS	Air-Cooled	232	321	115V/60/1	6.84	240 Lbs.	<b>\$16,485</b>

**Accessories:** LP-6P LEG Four 6" Painted Legs Package available \$352  
 LP-6 LEG Four 6" Stainless Steel Legs Package available \$368  
 SD-500 Equipment Stand \$2,307  
 Leg Kits: HS-2066 Seismic Wall Mount Kit \$320  
 HS-2071 Leg Seismic Kit \$817



Unit supplied without legs  
<sup>†</sup>Rated in accordance with AHRI Standard 820(I-P).  
 Capacity based on 100% of total volume x 30 lb/ft<sup>3</sup> average density of ice.



## DCM-500B\_H-OS



### CUBELET Ice & Water TOUCHLESS ICE & WATER Dispenser

Hands-free sensor designed for use with opaque containers. Not intended for outdoor use - avoid placement in direct sunlight.

Ice Machine/Dispenser Dimensions: 26"W X 22 1/2"D X 40"H

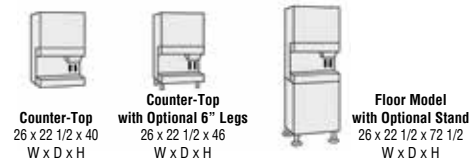
Ice Bin Storage Capacity  
Up to 40 Lbs.<sup>†</sup>

Model Number	Condenser	Lbs. of Ice per 24 hours 90°A / 70°W	Lbs. of Ice per 24 hours 70°A / 50°W	Electrical	kWh per 100 Lbs.	Shipping Weight	List Price
DCM-500BAH-OS	Air-Cooled	450	618	115V/60/1	5.62	276 Lbs.	<b>\$20,906</b>
DCM-500BWH-OS	Water-Cooled	512	590	115V/60/1	4.48	255 Lbs.	<b>\$21,066</b>

**Accessories:** LP-6P LEG Four 6" Painted Legs Package available \$352  
 LP-6 LEG Four 6" Stainless Steel Legs Package available \$368  
 SD-500 Equipment Stand \$2,307  
 Leg Kits: HS-2066 Seismic Wall Mount Kit \$320  
 HS-2071 Leg Seismic Kit \$817



Unit supplied without legs  
<sup>†</sup>Rated in accordance with AHRI Standard 820(I-P).  
 Capacity based on 100% of total volume x 30 lb/ft<sup>3</sup> average density of ice.



## DCM-751B\_H-OS



### CUBELET Ice & Water TOUCHLESS ICE & WATER Dispenser

Hands-free sensor designed for use with opaque containers. Not intended for outdoor use - avoid placement in direct sunlight.

Ice Machine/Dispenser Dimensions: 34 1/16"W X 28 1/2"D X 48 1/16"H

Ice Bin Storage Capacity  
Up to 95 Lbs.<sup>†</sup>

Model Number	Condenser	Lbs. of Ice per 24 hours 90°A / 70°W	Lbs. of Ice per 24 hours 70°A / 50°W	Electrical	kWh per 100 Lbs.	Shipping Weight	List Price
DCM-751BWH-OS	Water-Cooled	678	782	115V/60/1	4.76	345 Lbs.	<b>\$27,298</b>

**Accessories:** LP-6P LEG Four 6" Painted Legs Package available \$352  
 LP-6 LEG Four 6" Stainless Steel Legs Package available \$368  
 SD-750 Equipment Stand \$2,900  
 Leg Kits: HS-2067 Seismic Wall Mount Kit \$401  
 HS-2072 Leg Seismic Kit \$737



Unit supplied without legs  
<sup>†</sup>Rated in accordance with AHRI Standard 820(I-P).  
 Capacity based on 100% of total volume x 30 lb/ft<sup>3</sup> average density of ice.







# DISPENSER

## DB-130H

### KMEdge DB Dispenser

Dispenser Dimensions: 22"W X 30"D X 53"H (6" Legs Included)

Model Number	Application Ice Storage Capacity	Dispensing Rate	Electrical	Icemaker kWh per 100 lbs.	Shipping Weight	List Price
DB-130H	130 Lbs.	20 lbs. / min.	115V/60/1	N/A	195 Lbs.	<b>\$9,067</b>

**Accessories:** LP-6 FLANGE LEG Four 6" Stainless Steel Legs Package available \$449  
 HS-2109 Chute & grill replacement kit \$545

Intertek

22 x 30 x 53  
W x D x H

**KM-350/520/660M**  
Cuber  
sold separately  
22 x 30 x 81  
W x D x H

Four Painted 6" Flange Legs included  
 Note: 90 Day Warranty on accessory parts  
 Ice dispensing area is ADA compliant

## DB-200H

### KMEdge DB Dispenser

Dispenser Dimensions: 30"W X 30"D X 53"H (6" Legs Included)

Model Number	Application Ice Storage Capacity	Dispensing Rate	Electrical	Icemaker kWh per 100 lbs.	Shipping Weight	List Price
DB-200H	200 Lbs.	13 lbs. / min.	115V/60/1	N/A	220 Lbs.	<b>\$10,413</b>

**Accessories:** HS-2036 Top Kit for KM-350M, KM-520M or KM-660M \$336  
 LP-6 LEG Four 6" Stainless Steel Legs Package available \$368  
 HS-2109 Chute & grill replacement kit \$545

Intertek

30 x 30 x 53  
W x D x H

**KML-325/500**  
Cuber  
sold separately  
30 x 30 x 75  
W x D x H

**KML-700**  
Cuber  
sold separately  
30 x 30 x 79  
W x D x H

Four Painted 6" Legs included  
 Note: 90 Day Warranty on accessory parts  
 Ice dispensing area is ADA compliant

## DKM-500B\_J

### KMEdge DKM Dispenser

Ice Machine/Dispenser Dimensions: 30"W X 28"D X 77"H (6" Legs Included)

Model Number	Lbs. of Ice per 24 hours 70°A / 50°W	Application Ice Storage Capacity	Dispensing Rate	Electrical	Icemaker kWh per 100 lbs.	Shipping Weight	List Price
DKM-500BAJ*	545 Lbs.	200 Lbs.	13 lbs. / min.	115V/60/1	5.56	300 Lbs.	<b>\$20,778</b>
DKM-500BWJ	540 Lbs.	200 Lbs.	13 lbs. / min.	115V/60/1	4.79	310 Lbs.	<b>\$20,938</b>

**Accessories:** HS-3586 6" Casters - Set of 4 \$769


Rated in accordance with  
AHRI Standard 80


Four Painted 6" Flange Legs included  
 DKM-500B - Ice dispensing area is ADA compliant  
 \*ENERGY STAR qualified



# DISPENSER

## DM-200B






### KMEdge Ice & Water Dispenser

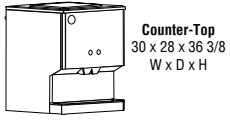
Dispenser Dimensions: 30"W X 28"D X 36 3/8"H

Model Number	Application Ice Storage Capacity	Dispensing Rate	Electrical	Icemaker Production per 24 hrs.	Icemaker kWh per 100 lbs.	Shipping Weight	List Price
DM-200B	200 lbs.	7.5 lbs. / min.	115-120V/60/1	N/A	N/A	210 Lbs.	<b>\$10,717</b>


**Accessories:** **HS-2036** Top Kit for KM-350M, KM-520M or KM-660M \$336  
**DM Legs** Four 4" Black Die Cast Legs Kit \$288  
**SD-200** Equipment Stand \$2,868



Intertek  
Unit supplied without legs





Counter-Top  
30 x 28 x 36 3/8  
W x D x H



Counter-Top  
with optional 4" legs  
30 x 28 x 40 3/8  
W x D x H

## DM-4420N






### CUBELET Ice & Water Dispenser

Dimensions: 22"W X 30 1/2"D X 40"H


Model Number	Application Ice Storage Capacity	Dispensing Rate	Electrical	Icemaker Production per 24 hrs.	Icemaker kWh per 100 lbs.	Shipping Weight	List Price
DM-4420N	200 lbs.	N/A	115-120V/60/1	N/A	N/A	235 Lbs.	<b>\$10,926</b>


**Accessories:** **HS-5329** Top Kit for for FS-1022MLJ-C \$224  
**HS-5330** Top Kit for for FD-650M\_J-C & FD-1002M\_J-C \$657



Intertek  
CANADIAN ENERGY PERFORMANCE VERIFIED  
RENDEMENT ENERGETIQUE VERIFIEE

## DWM-20A






### MODwater Water Dispenser

Dimensions: 14 7/8"W x 21 3/8"D x 16 5/8"H

Model Number	Max Draw of Chilled Water (Chilled or Sparkling)	Max Flow Rate (Chilled)	Heat Rejection	Refrigerant Type/Charge	Max. Fuse Size or HACR Circuit Breaker	Max Amps	Voltage	Shipping Weight	List Price
DWM-20A	20 gal/hour	0.9 gal/min	450W	R-134a/ 4.23 oz	15A	9A	120V/60/1	90 Lbs.	<b>\$13,617</b>

**Accessories:** **HS-5441** Replacement All-in-One Filter Cartridge, HS-5441 (pack of 2) \$521  
**HS-5442** Replacement Alkaline Chamber \$537  
**HS-5504** 6-Month Replacement Kit: Filters (2 ea.) alkaline chamber, air filter, nozzle tip w/aerator \$1,081  
**HS-5542** DWM Top Kit for SD-270 \$272

Installation kit included  
CO<sub>2</sub> tank must be sourced from other vendor



#### TYPES OF WATER DISPENSED

	Temp.	
Chilled	34°-36°F	
Sparkling	Carbonation	3.7 Vol.
Alkaline	pH (avg.)	8.0-9.0
Hot	Factory set	185°F




32



# ICE STORAGE BINS


HOSHIZAKI Ice Storage Bins are available with either stainless steel or vinyl clad exterior for easy cleaning and long lasting attractive appearance. Sturdy construction for side-by-side or stacked installations and non-corrosive bin liner provide safe, sanitary storage of cubed or flaked ice. Foamed-in-place polyurethane insulation in all bin walls and bottom provides dependable ice storage. H-GUARD Plus® Antimicrobial Agent adds extra protection to the ice scoop (included).





B-250PF		Model Number	Exterior Finish	Application Ice Storage Capacity	Dimensions W x D x H (Height includes 6" legs)	Shipping Weight	List Price
	<b>B-250PF</b>	Vinyl Clad	250 Lbs.	30" x 32 <sup>1/2</sup> " x 33 <sup>3/8</sup> "	110 Lbs.	<b>\$2,884</b>	
	<b>Accessories</b> <b>LP-6 LEG</b> Four 6" Stainless Steel Legs Package available \$368 <b>HS-2033</b> Order 8" Top Kit to accommodate 22"W ice machines \$368 <b>SP-5429</b> Bin Door Catch \$78 Four 6" Painted Legs included Refer to Top Kit Matrix for necessary configurations						
B-300PF / SF BD-300PF / SF**		Model Number	Exterior Finish	Application Ice Storage Capacity	Dimensions W x D x H (Height includes 6" legs)	Shipping Weight	List Price
	<b>B-300SF</b>	Stainless Steel	300 Lbs.	22" x 32 <sup>1/2</sup> " x 46"	125 Lbs.	<b>\$3,268</b>	
	<b>B-300PF</b>	Vinyl Clad	300 Lbs.	22" x 32 <sup>1/2</sup> " x 46"	120 Lbs.	<b>\$3,060</b>	
	<b>Accessories</b> <b>LP-6 FLANGE LEG</b> Four 6" Stainless Steel Flange Legs Package available \$449 <b>SP-5429</b> Bin Door Catch \$78 Four 6" Painted Flanged Legs included Refer to Top Kit Matrix for necessary configurations						
	<b>BD-300SF</b>	Stainless Steel	300 Lbs.	22" x 32 <sup>1/2</sup> " x 46"	135 Lbs.	<b>\$3,332</b>	
	<b>BD-300PF</b>	Vinyl Clad	300 Lbs.	22" x 32 <sup>1/2</sup> " x 46"	135 Lbs.	<b>\$3,124</b>	
<b>Accessories</b> <b>LP-6 FLANGE LEG</b> Four 6" Stainless Steel Flange Legs Package available \$449 <b>SP-5429</b> Bin Door Catch \$78 For use with <b>KMD-410M, KMS-822M, FD-650M-C, FD-1001M-C</b> <b>**BD Bins fit 24" to 24 1/2" deep Ice Machines without Top Kit extension</b>							
B-500PF / SF BD-500PF / SF**		Model Number	Exterior Finish	Application Ice Storage Capacity	Dimensions W x D x H (Height includes 6" legs)	Shipping Weight	List Price
	<b>B-500SF</b>	Stainless Steel	500 Lbs.	30" x 32 <sup>1/2</sup> " x 46"	140 Lbs.	<b>\$3,588</b>	
	<b>B-500PF</b>	Vinyl Clad	500 Lbs.	30" x 32 <sup>1/2</sup> " x 46"	135 Lbs.	<b>\$3,412</b>	
	<b>Accessories</b> <b>LP-6 LEG</b> Four 6" Stainless Steel Legs Package available \$368 <b>HS-2033</b> Order 8" Top Kit to accommodate 22"W ice machines \$368 <b>HS-2129</b> Top Kit: KMD application \$449 <b>SP-5429</b> Bin Door Catch \$78 Four 6" Painted Legs included Refer to Top Kit Matrix for necessary configurations						
	<b>BD-500SF</b>	Stainless Steel	500 Lbs.	30" x 32 <sup>1/2</sup> " x 46"	155 Lbs.	<b>\$3,653</b>	
	<b>BD-500PF</b>	Vinyl Clad	500 Lbs.	30" x 32 <sup>1/2</sup> " x 46"	155 Lbs.	<b>\$3,492</b>	
<b>Accessories</b> <b>LP-6 LEG</b> Four 6" Stainless Steel Legs Package available \$368 For use with <b>KMD-460M, KMD-530M, KMD-860M</b> <b>**BD Bins fit 24" to 24 1/2" deep Ice Machines without Top Kit extension</b> Four 6" Painted Legs included							





# ICE STORAGE BINS

B-700PF / SF	Model Number	Exterior Finish	Application Ice Storage Capacity	Dimensions W x D x H (Height includes 6" legs)	Shipping Weight	List Price
	<b>B-700SF</b>	Stainless Steel	700 Lbs.	44" x 32 <sup>1/2</sup> " x 46"	175 Lbs.	<b>\$4,534</b>
	<b>B-700PF</b>	Vinyl Clad	700 Lbs.	44" x 32 <sup>1/2</sup> " x 46"	170 Lbs.	<b>\$4,373</b>
<b>Accessories</b> <b>LP-6 LEG</b> Four 6" Stainless Steel Legs Package available \$368 <b>HS-2035</b> Order 22" Top Kit to accommodate 22"W ice machines \$401 <b>HS-2034</b> Order 14" Top Kit to accommodate 30"W ice machines \$368 <b>HS-2130</b> Top Kit: KMD application \$513 <b>SP-5429</b> Bin Door Catch \$78  Four 6" Painted Legs included Refer to Top Kit Matrix for necessary configurations						

B-800PF / SF	Model Number	Exterior Finish	Application Ice Storage Capacity	Dimensions W x D x H (Height includes 6" legs)	Shipping Weight	List Price
	<b>B-800SF</b>	Stainless Steel	800 Lbs.	48" x 32 <sup>1/2</sup> " x 46"	185 Lbs.	<b>\$5,014</b>
	<b>B-800PF</b>	Vinyl Clad	800 Lbs.	48" x 32 <sup>1/2</sup> " x 46"	180 Lbs.	<b>\$4,710</b>
<b>Accessories</b> <b>LP-6 LEG</b> Four 6" Stainless Steel Legs Package available \$368 <b>HS-2035</b> 22" Top Kit & <b>HS-2032</b> - 4" Top Kit to accommodate 22"W ice machines \$737 <b>HS-2032</b> 4" Top Kit to accommodate (2) 22"W ice machines \$336 <b>HS-2034</b> Order 14" Top Kit & <b>HS-2032</b> - 4" Top Kit to accommodate 30"W machines \$705 <b>HS-2131</b> Top Kit: KMD application \$609 <b>SP-5429</b> Bin Door Catch \$78  Four 6" Painted Legs included Refer to Top Kit Matrix for necessary configurations						

B-900PF / SF	Model Number	Exterior Finish	Application Ice Storage Capacity	Dimensions W x D x H (Height includes 6" legs)	Shipping Weight	List Price
	<b>B-900SF</b>	Stainless Steel	900 Lbs.	52" x 32 <sup>1/2</sup> " x 46"	195 Lbs.	<b>\$5,351</b>
	<b>B-900PF</b>	Vinyl Clad	900 Lbs.	52" x 32 <sup>1/2</sup> " x 46"	190 Lbs.	<b>\$5,030</b>
<b>Accessories</b> <b>LP-6 LEG</b> Four 6" Stainless Steel Legs Package available \$368 <b>HS-2035</b> Order 22" Top Kit to accommodate 30"W ice machines \$401 <b>HS-2035</b> 22" Top Kit & <b>HS-2033</b> - 8" Top Kit to accommodate 22"W ice machines \$769 <b>HS-2033</b> 8" Top Kit to accommodate (2) 22"W machines \$368 <b>HS-2032</b> 4" Top Kit to accommodate 48"W ice machines \$336 <b>HS-2132</b> Top Kit: KMD application \$753 <b>SP-5429</b> Bin Door Catch \$78  Four 6" Painted Legs included Refer to Top Kit Matrix for necessary configurations						


B-1150SS / B-1300SS	Model Number	Exterior Finish	Application Ice Storage Capacity	Dimensions W x D x H (Height includes 6" legs)	Shipping Weight	List Price
	<b>B-1150SS</b>	Stainless Steel	1148 Lbs.	48" x 41" x 60"	315 Lbs.	<b>\$10,045</b>
	<b>B-1300SS</b>	Stainless Steel	1304 Lbs.	48" x 41" x 66"	330 Lbs.	<b>\$10,381</b>
Four 6" Die-cast Legs included, baffle design increases ice accessibility by 30% Universal top included - Check Top Kit Application Guide for detail						

B-1500SS / B-1650SS	Model Number	Exterior Finish	Application Ice Storage Capacity	Dimensions W x D x H (Height includes 6" legs)	Shipping Weight	List Price
	<b>B-1500SS</b>	Stainless Steel	1500 Lbs.	60" x 41" x 62"	360 Lbs.	<b>\$11,534</b>
	<b>B-1650SS</b>	Stainless Steel	1605 Lbs.	60" x 41" x 66"	375 Lbs.	<b>\$11,935</b>
Four 6" Die-cast Legs included, baffle design increases ice accessibility by 30% Universal top included - Check Top Kit Application Guide for detail						



# DISPENSER STANDS

<b>SD STANDS</b> DM and DCM Series Dispensers	Model Number	Use with Ice Machine / Dispenser Model	Dimensions W x D x H (Height includes 6" legs)	Shipping Weight	List Price
	<b>SD-200</b>	DM-200B	30" x 28" x 32 <sup>13/16</sup> "	105 lbs.	<b>\$2,868</b>
	<b>SD-270</b>	DCM-270 (-OS)	16 <sup>1/2</sup> " x 24" x 35 <sup>3/16</sup> "	85 lbs.	<b>\$2,131</b>
	<b>SD-500</b>	DCM-300 (-OS) / DCM-500 (-OS)	25 <sup>7/8</sup> " x 22" x 32 <sup>3/4</sup> "	90 lbs.	<b>\$2,307</b>
	<b>SD-750</b>	DCM-751 (-OS) / DCM-752 (-OS)	34" x 28" x 32 <sup>3/4</sup> "	110 lbs.	<b>\$2,900</b>
<b>Accessories</b> <b>LP-6 FLANGE LEG</b> Four 6" Stainless Steel Flange Legs Package available (optional)					\$449
Leg Kits: <b>HS-2066</b> Seismic Kit for SD 500 Stands					\$320
<b>HS-2071</b> Leg Seismic Kit SD 500 Stands					\$817
Four 6" Painted Legs included					



- Heavy duty stands for floor model ice machines/dispensers
- Easy cleaning and maintenance

- Attractive stainless steel exterior
- Locking doors standard



Intertek

<b>HCD ICE BAGGING SYSTEM SERIES</b>	Model Number	Exterior Finish	Application Ice Storage Capacity	Dimensions W x D x H	Shipping Weight	List Price
	<b>HCD-500B</b>	Stainless Steel	647 Lbs.	30" x 36" x 71"	510 Lbs.	<b>\$36,638</b>
	<b>HCD-1000B</b>	Stainless Steel	1078 Lbs.	48" x 36" x 71"	590 Lbs.	<b>\$41,588</b>
48" heavy duty ice paddle included						





# TOP KIT MATRIX

	22" Width	22" Width	30" Width	30" Width	44" Width	44" Width	48" Width	60" Width
	KM-350M KM-520M KM-660M F-450M F-801M F-1002M	KMD-410M KMS-822M FD-650M-C FD-1002M-C	KM-901 KM-1100M KM-1340M KM-1601M KML Series F-1501M F-2001M	KMD Series* KMS-1402M KMS-2000M	2 KM-350M 2 KM-520M 2 KM-660M IM-500S 2 F-450M 2 F-801M 2 F-1002M	2 KMD-410M 2 KMS-822M 2 FD-650M-C 2 FD-1002M-C	KM-1301S KM-1601S KM-1900S KM-2200S KM-2600S	2 KM-901M 2 KM-1100M 2 KM-1340M 2 KM-1601M 2 KML Series 2 F-1501/2001M 2 KMD Series**
22" Width B-300PF/SF DB-130H	NO TOP KIT NEEDED <i>(KM fits DB-130H Only)</i>	HS-5424 <i>(KMD fits DB-130H Only)</i>	N/A	N/A	N/A	N/A	N/A	N/A
BD-300PF/SF†	N/A	NO TOP KIT NEEDED	N/A	N/A	N/A	N/A	N/A	N/A
30" Width B-250PF B-500PF/SF	HS-2033	HS-2033 & HS-2129	NO TOP KIT NEEDED	HS-2129	N/A	N/A	N/A	N/A
BD-500PF/SF†	N/A	N/A	N/A	NO TOP KIT NEEDED <i>(Only fits KMD Units)</i>	N/A	N/A	N/A	N/A
44" Width B-700PF/SF	HS-2035	HS-2035 & HS-2130	HS-2034	HS-2130 & HS-2034	NO TOP KIT NEEDED	HS-2130 <i>(KMD-410M does not apply.)</i>	N/A	N/A
48" Width B-800PF/SF	HS-2035 & HS-2032	HS-2035, HS-2032 & HS-2131	HS-2034 & HS-2032	HS-2131, HS-2034 & HS-2032	HS-2032	HS-2032 & HS-2131	NO TOP KIT NEEDED	N/A
48" Width B-1150SS B-1300SS	UNIVERSAL TOP KIT INCLUDED	N/A	UNIVERSAL TOP KIT INCLUDED	UNIVERSAL TOP KIT INCLUDED & HS-2147	IM & F UNITS ONLY <i>(HS-5397 for IM-500)</i>	N/A	UNIVERSAL TOP KIT INCLUDED	N/A
52" Width B-900PF/SF	HS-2035 & HS-2033	HS-2035 & HS-2033/2132	HS-2035	HS-2132 & HS-2035	HS-2033	HS-2033 & HS-2132	HS-2032	N/A
60" Width B-1500SS B-1650SS	N/A	N/A	UNIVERSAL TOP KIT INCLUDED & HS-2111	N/A	UNIVERSAL TOP KIT INCLUDED <i>(HS-5397 for IM-500)</i>	N/A	UNIVERSAL TOP KIT INCLUDED	UNIVERSAL TOP KIT INCLUDED <i>(HS-2160 for 2 KM-901M or 2 KM-1100M)</i>
30" Width DB-200H DM-200B	HS-2036 <i>(Only fits KM Units)</i>	N/A	NO TOP KIT NEEDED <i>(Only fits KML Units)</i>	N/A	N/A	N/A	N/A	N/A

\*Except KMD-410M (See 22" Wide), †BD Bins Fit 24" to 24 1/2" Deep Icemakers w/o Top Kit, †HS-5065 Req'd for Air Cooled KMD-460/530MAJ

**§KMS, KMD, or FD on Bin Need Top Kit Extension:**

Model Number	For Use With	List Price
HS-2129	B-500 Bins	<b>\$449</b>
HS-2130	B-700 Bins	<b>\$513</b>
HS-2131	B-800 Bins	<b>\$609</b>
HS-2132	B-800 & B-900 Bins	<b>\$753</b>
HS-2147	B-1150 & 1300 Bins	<b>\$401</b>
HS-5424	KMD on DB-130	<b>\$144</b>

§Except KMS-830MLJ & KMS-1122MLJ

36" Width - KMH-2100S - Fit Kloppenberg Bins Only (Sold Separately)


Model Number	Description	List Price
HS-2032	4" ABS Top Kit	<b>\$336</b>
HS-2033	8" ABS Top Kit	<b>\$368</b>
HS-2034	14" ABS Top Kit	<b>\$368</b>
HS-2035	22" ABS Top Kit	<b>\$401</b>
HS-2036	(2) 4" ABS Top Kits for KM on DB-200H	<b>\$336</b>
HS-2111	11.3" x 26.2" Stainless Cover/Separator	<b>FREE</b>
HS-2148	30" x 3.1" Stainless Cover	<b>\$320</b>
HS-2160	2 KM-901/1100M Stainless Cover/Separator	<b>\$1,426</b>
HS-5065	Front Panel Filter Kit for KMD-460/530M	<b>\$916</b>
HS-5397	Bin Control Kit for IM-500 on B-1150/1300/1500/1650	<b>\$336</b>



# REMOTE CONDENSER

## AIR-COOLED REMOTE CONDENSERS - URC / SRC / SRK

An Ice Machine with a **Remote Air Condenser** provides quiet operation at the icemaker location, improves efficiency, and saves energy with cooler operation. Sturdy construction and weather-resistant cabinet finish provides long life operation. Remote condensers may be installed outdoors up to 55 feet from the icemaker. For installations exceeding 55 feet, contact a Factory Technical Service Representative at 800-233-1940.



Model Number	For Use With	Electrical	Dimensions W x D x H (Height includes legs)	Shipping Weight	List Price
<b>URC-5F</b>	KM-520MRJ, KMD-530MRJ, KM-660MRJ, FD-650MRJ-C, FD-1002MRJ-C, F-1002MRJ(-C)	115/60/1	21 <sup>15/16</sup> " x 14 <sup>1/8</sup> " x 32 <sup>13/16</sup> "	60 Lbs.	<b>\$2,563</b>
<b>Accessories</b>					
Tubing Kit: <b>R404-2046-2</b> - 20' Pre-charged R-404A					\$673
<b>R404-3546-2</b> - 35' Pre-charged R-404A					\$881
<b>HS-2150</b> - Quick-Connect Kit (not required if line set is ordered)					\$352

Model Number	For Use With	Electrical	Dimensions W x D x H (Height includes legs)	Shipping Weight	List Price
<b>URC-9F</b>	KML-700MRJ, KMD-860MRJ	115/60/1	35 <sup>11/16</sup> " x 14 <sup>1/16</sup> " x 36 <sup>1/2</sup> "	95 Lbs.	<b>\$2,932</b>
<b>Accessories</b>					
Tubing Kit: <b>R404-2068-2</b> - 20' Pre-charged R-404A					\$673
<b>R404-3568-2</b> - 35' Pre-charged R-404A					\$881
<b>R404-5568-2</b> - 55' Pre-charged R-404A					\$1,121
<b>HS-2150</b> - Quick-Connect Kit (not required if line set is ordered)					\$352

Model Number	For Use With	Electrical	Dimensions W x D x H (Height includes legs)	Shipping Weight	List Price
<b>SRC-10J</b>	FS-1001MLJ-C, FS-1022MLJ-C	230/60/1	38" x 29" x 37"	270 Lbs.	<b>\$6,408</b>
<b>Accessories</b>					
Tubing Kit: <b>HS-5299</b> - 25' Brazing Required R-404A					\$673
<b>HS-5300</b> - 35' Brazing Required R-404A					\$865
<b>HS-5301</b> - 55' Brazing Required R-404A					\$1,089



# REMOTE CONDENSER

Model Number	For Use With	Electrical	Dimensions W x D x H (Height includes legs)	Shipping Weight	List Price
<b>SRK-10J</b>	KMS-822MLJ KMS-830MLJ	230/60/1**	38" x 29" x 37"	226 Lbs.	<b>\$7,433</b>
<b>Accessories</b>					
Tubing Kit: <b>HS-0250</b> - 25' Brazing Required R-404A					\$673
<b>HS-0251</b> - 35' Brazing Required R-404A					\$865
<b>HS-0252</b> - 55' Brazing Required R-404A					\$1,089
**3 wire with neutral for 115V					

Model Number	For Use With	Electrical	Dimensions W x D x H (Height includes legs)	Shipping Weight	List Price
<b>SRK-12J</b>	KMS-1122MLJ	230/60/1**	50" x 19 <sup>1/2</sup> " x 43"	273 Lbs.	<b>\$8,234</b>
<b>SRK-12J3</b>	KMS-1122MLJ	230/60/3	50" x 19 <sup>1/2</sup> " x 43"	273 Lbs.	<b>\$8,571</b>
<b>Accessories</b>					
Tubing Kit: <b>HS-0250</b> - 25' Brazing Required R-404A					\$673
<b>HS-0251</b> - 35' Brazing Required R-404A					\$865
<b>HS-0252</b> - 55' Brazing Required R-404A					\$1,089
**3 wire with neutral for 115V					

Model Number	For Use With	Electrical	Dimensions W x D x H (Height includes legs)	Shipping Weight	List Price
<b>SRC-14J</b>	FS-1501MLJ-C	230/60/1	37 <sup>3/4</sup> " x 26 <sup>5/8</sup> " x 37"	235 Lbs.	<b>\$7,930</b>
<b>Accessories</b>					
Tubing Kit: <b>HS-5323</b> - 25' Brazing Required R-404A					\$673
<b>HS-5324</b> - 35' Brazing Required R-404A					\$865
<b>HS-5325</b> - 55' Brazing Required R-404A					\$1,089
**3 wire with neutral for 115V					

Model Number	For Use With	Electrical	Dimensions W x D x H (Height includes legs)	Shipping Weight	List Price
<b>SRK-15J</b>	KMS-1402MLJ	230/60/1**	50" x 19 <sup>1/2</sup> " x 43"	275 Lbs.	<b>\$9,163</b>
<b>SRK-15J3</b>	KMS-1402MLJ	230/60/3	50" x 19 <sup>1/2</sup> " x 43"	275 Lbs.	<b>\$9,324</b>
<b>Accessories</b>					
Tubing Kit: <b>HS-0250</b> - 25' Brazing Required R-404A					\$673
<b>HS-0251</b> - 35' Brazing Required R-404A					\$865
<b>HS-0252</b> - 55' Brazing Required R-404A					\$1,089
**3 wire with neutral for 115V					

Model Number	For Use With	Electrical	Dimensions W x D x H (Height includes legs)	Shipping Weight	List Price
<b>URC-14F</b>	KM-901MRJ(3), KM-1100MRJ, KM-1301SRJ(3), KM-1340MRJ(3), F-1501MRJ(-C)	115/60/1	35 <sup>11/16</sup> " x 14 <sup>1/16</sup> " x 36 <sup>1/2</sup> "	110 Lbs.	<b>\$3,060</b>
<b>Accessories</b>					
Tubing Kit: <b>R404-2068-2</b> - 20' Pre-charged R-404A					\$673
<b>R404-3568-2</b> - 35' Pre-charged R-404A					\$881
<b>R404-5568-2</b> - 55' Pre-charged R-404A					\$1,121
<b>HS-2150</b> - Quick-Connect Kit (not required if line set is ordered)					\$352
<b>HS-5102</b> - Hail Guard Kit					\$433





# REMOTE CONDENSER

Model Number	For Use With	Electrical	Dimensions W x D x H (Height includes legs)	Shipping Weight	List Price
<b>SRK-20J</b> <b>SRK-20J3</b>	KMS-2000MLJ KMS-2000MLJ	230/60/1** 230/60/3	59 <sup>9/16</sup> " x 19 <sup>1/2</sup> " x 45" 59 <sup>9/16</sup> " x 19 <sup>1/2</sup> " x 45"	325 Lbs. 325 Lbs.	<b>\$16,501</b> <b>\$16,661</b>
<b>Accessories</b>					
Tubing Kit: <b>HS-0243</b> - 25' Brazing Required R-404A					\$673
<b>HS-0244</b> - 35' Brazing Required R-404A					\$865
<b>HS-0245</b> - 55' Brazing Required R-404A					\$1,153
**3 wire with neutral for 115V					

Model Number	For Use With	Electrical	Dimensions W x D x H (Height includes legs)	Shipping Weight	List Price
<b>URC-22F</b>	KM-1601MRJ(3), KM-1601SRJ(3), KM-1900SRJ(3), KM-2200SRJ3, KMH-2100SRJ(3), F-2001MRJ3(-C)	115/60/1	46 <sup>3/8</sup> " x 14 <sup>1/16</sup> " x 40 <sup>1/2</sup> "	165 Lbs.	<b>\$4,438</b>
<b>URC-26J</b>	KM-2600SRJ3	115/60/1	46 <sup>3/8</sup> " x 14 <sup>1/16</sup> " x 40 <sup>1/2</sup> "	273 Lbs.	<b>\$5,767</b>
<b>Accessories</b>					
Tubing Kit: <b>R404-20610</b> - 20' Pre-charged R-404A					\$673
<b>R404-35610</b> - 35' Pre-charged R-404A					\$881
<b>R404-55610</b> - 55' Pre-charged R-404A					\$1,185
<b>HS-2150</b> - Quick-Connect Kit (not required if line set is ordered)					\$352
<b>HS-5095</b> - Hail Guard Kit					\$304

## REMOTE CONDENSER MATRIX

Remote Condenser	Ice Machines	Shipping Weight	Line Sets - PRE-CHARGED		
			20' Length	35' Length	55' Length
<b>URC-5F</b>	<b>KM-520MRJ, KMD-530MRJ, KM-660MRJ, FD-650MRJ-C, FD-1002MRJ-C, F-1002MRJ(-C)</b>	60 Lbs.	R404-2046-2	R404-3546-2	N/A
<b>URC-9F</b>	<b>KML-700MRJ, KMD-860MRJ</b>	95 Lbs.	R404-2068-2	R404-3568-2	R404-5568-2
<b>URC-14F</b>	<b>KM-901MRJ(3), KM-1100MRJ, KM-1301SRJ(3), KM-1340MRJ(3), F-1501MRJ(-C)</b>	110 Lbs.	R404-2068-2	R404-3568-2	R404-5568-2
<b>URC-22F</b>	<b>KM-1601MRJ(3), KM-1601SRJ(3), KM-1900SRJ(3), KM-2200SRJ3, KMH-2100SRJ(3), F-2001MRJ3(-C)</b>	165 Lbs.	R404-20610	R404-35610	R404-55610
<b>URC-26J</b>	<b>KM-2600SRJ3</b>	273 Lbs.	R404-20610	R404-35610	R404-55610

Remote Condenser	Ice Machines	Shipping Weight	Line Sets - BRAZING REQUIRED		
			25' Length	35' Length	55' Length
<b>SRC-10J</b>	<b>FS-1001MLJ-C, FS-1022MLJ-C</b>	200 Lbs.	HS-5299*	HS-5300*	HS-5301*
<b>SRK-10J</b>	<b>KMS-822MLJ/KMS-830MLJ</b>	230 Lbs.	HS-0250*	HS-0251*	HS-0252*
<b>SRK-12J</b> <b>SRK-12J3</b>	<b>KMS-1122MLJ</b>	275 Lbs.	HS-0250*	HS-0251*	HS-0252*
<b>SRC-14J</b>	<b>FS-1501MLJ-C</b>	220 Lbs.	HS-5323*	HS-5324*	HS-5325*
<b>SRK-15J</b> <b>SRK-15J3</b>	<b>KMS-1402MLJ</b>	275 Lbs.	HS-0250*	HS-0251*	HS-0252*
<b>SRK-20J</b> <b>SRK-20J3</b>	<b>KMS-2000MLJ</b>	345 Lbs.	HS-0243*	HS-0244*	HS-0245*

\*Line sets require Refrigerant



# STEELHEART



**HOSHIZAKI'S Steelheart Series** is a commercial line engineered for durability, performance and efficiency. As anyone that runs a commercial kitchen knows, only the strong survive. Just like our legendary ice makers, we've designed our new refrigeration series to survive conditions that would send lesser equipment to the scrap yard. Without compromising performance, Hoshizaki seeks natural solutions such as sustainable materials and hydrocarbon refrigerants for a clean and healthy environment. Combined with Hoshizaki's unique ducted airflow technology, food products remain fresh, nutritious, and safe as a result of uniform temperatures and quick recovery.

- All Stainless construction - inside and out.
- Durable and easy to clean.
- Designed to be reliable.
- Fewer parts and non-critical features means less service calls.
- Top mount refrigeration is easier to clean and creates more interior and exterior storage space.
- Uprights accommodate full-size tray pans and roll through standard entryways with casters.
- Uses environmentally friendly R290 hydrocarbon refrigerant
- Endlessly configurable to meet workflow needs
- Maintains NSF safe temperatures in 100° environments.
- Air circulates evenly, even when over-stuffed.



[www.hoshizakiamerica.com/steelheart](http://www.hoshizakiamerica.com/steelheart)





# REFRIGERATION MODEL NUMBER IDENTIFICATION CODE

## HORIZONTAL REFRIGERATION | MODEL NUMBER IDENTIFICATION CODE

S R 48 A - 18MD2

- Series Identification
  - U Undercounter
  - W Worktop
  - S Sandwich Prep/Mega Top
  - P Pizza Prep
  - C Chef Base
- Model Identification
  - R Refrigerator
  - F Freezer
- Unit Width
  - ## In Inches
- Series Modification
  - A Alphabetically increases per model revisions
- Options Configuration
  - LP / -D Low Profile / Drawers
  - # / -#D# Number of 1/6 Sized Pan Capacity / Number of 1/6 Sized Pan Capacity with Number of Drawers in Sandwich Prep
  - #M/ -#MD# Number of 1/6 Sized Pan Capacity / Number of 1/6 Sized Pan Capacity with Number of Drawers in Mega Top
  - 01 Unit with Cylinder Lock

**SR48A-18MD2**

Mega Top Prep Table,  
Refrigerator,  
48" Wide,  
Revision A\*,

(18) 1/6 Sized Pan Capacity in Rail,  
Door and 2 Drawers\*

\*The series modification letter can be generally ignored when talking about the unit, this letter is important if you are getting Tech Support or ordering service parts.



## UPRIGHT REFRIGERATION | MODEL NUMBER IDENTIFICATION CODE

R 1 A - FS - FS  
PT & RT ONLY

- Model Identification
  - R Refrigerator
  - F Freezer
  - DT Dual Temp
  - PT Pass Thru
  - RN Roll In
  - RT Roll Thru
- Number of Sections
  - 1/2/3 One, Two, or Three Sections
- Series Modification
  - A Alphabetically increases per model revisions
- Door Configuration
  - FS / -HS Full Height or Half Height Stainless Door
  - FG / -HG Full Height or Half Height Glass Door
  - FSL / -HSL Full Height or Half Height Stainless Door, Left-Hand Hinge

**RIA-FS**

Upright Refrigerator,  
One Section  
Revision A\*,

Full Stainless Door

\*The series modification letter can be generally ignored when talking about the unit, this letter is important if you are getting Tech Support or ordering service parts.





# WARRANTY

**EFFECTIVE: February 1, 2020**

Supersedes all previous price lists

## TERMS and CONDITIONS

Prices are F.O.B. PermUL. All prices and specifications are subject to change without notice. PERMUL reserves the right to determine point of shipment.

### TERMS:

Terms are such as the Company may extend to the purchaser.

### LOST OR DAMAGED SHIPMENTS:

Whenever seller shall deliver or cause to be delivered to a common carrier any goods ordered by consignee, whether the particular common carrier shall have been designated in the shipping instructions of the consignee or not, seller shall not be responsible for any delays or damage in shipment and the common carrier to which seller shall deliver goods shipped to the consignee is hereby declared to the agent of the consignee. Therefore it is the responsibility of the consignee to file claim with the carrier for lost or damaged shipments.

## WARRANTY

All units to be free from manufacturing defects, covered by:

### Steelheart Series Refrigerators & Freezers

- 3-Year - Parts & Labor on entire machine.
- 5-Year - Parts on Compressor.

### Compact Undercounter Refrigerators - HR24 & HR15

- 3-Year - Parts & Labor on entire machine.

### Back Bar Refrigerators & Glass Door Merchandisers

- 3-Year - Parts & Labor on entire machine.
- 5-Year - Parts on Compressor.

### Economy Refrigeration Series

- 2 Year - parts and Labor on entire machine.
- 5 Year - Parts on Compressor

### Warranty

Warranty valid in United States, Canada, Puerto Rico, & U.S. Territories only. Contact Factory for Warranty in other Countries. Refer to manufacturer's full warranty for complete details. Suggested List Prices are intended only as a guide. This does not restrict the price seller may establish due to market conditions.

## AGENCY LISTINGS and MARKS





**STEELHEART**

# UPRIGHT REFRIGERATORS



**R1A-FS(L)**  
ENERGY STAR  
Qualified

**R1A-HS(L)**  
ENERGY STAR  
Qualified

**R2A-FS**

**R2A-HS**

**R3A-FS**

**R3A-HS**

- Stainless steel interior and exterior front, sides and top
- Unique ducted air distribution system, maintains uniform cabinet temperatures even when full
- Energy efficient thermostatic expansion valve
- Self-closing stainless steel doors with spring assist hinges, stay open feature and locks
- 4" Heavy duty stem casters standard

Model Number	R1A-FS (L) - Left-Hand hinge	R1A-HS (L) - Left-Hand hinge	R2A-FS	R2A-HS	R3A-FS	R3A-HS
Nominal Storage Capacity	23.61 ft <sup>3</sup>	23.61 ft <sup>3</sup>	52.16 ft <sup>3</sup>	52.16 ft <sup>3</sup>	80.71 ft <sup>3</sup>	80.71 ft <sup>3</sup>
Interior Storage Capacity (AHAM)	23.10 ft <sup>3</sup>	23.10 ft <sup>3</sup>	50.37 ft <sup>3</sup>	50.37 ft <sup>3</sup>	79.03 ft <sup>3</sup>	79.03 ft <sup>3</sup>
Overall Dimensions (W x D x H including 4" casters)	27.5" x 33.5" x 79.5"	27.5" x 33.5" x 79.5"	55" x 33.5" x 79.5"	55" x 33.5" x 79.5"	82.5" x 33.5" x 79.5"	82.5" x 33.5" x 79.5"
Depth with Doors Open at 90°	59.25"	59.25"	59.25"	59.25"	59.25"	59.25"
Interior Door Opening Width	21.75"	21.75"	21.75"	21.75"	21.75"	21.75"
Interior Door Opening Height	59.25"	27.75" each	59.25"	27.75" each	59.25"	27.75"
Adjustable Shelves	3	3	6	6	9	9
Center Shelves (C)	N/A	N/A	3	3	6	6
Shelf Dimensions (W x D)	21.25" x 26"	21.25" x 26"	21.25" x 26" (C) 6" x 18"	21.25" x 26" (C) 6" x 18"	21.25" x 26" (C) 22.9" x 6"	21.25" x 26" (C) 22.9" x 6"
Crated Shipping Weight	345 lbs.	345 lbs.	562 lbs.	562 lbs.	811 lbs.	811 lbs.
Crated Shipping Dimensions (L x W x H)	31.5" x 37.5" x 81"	31.5" x 37.5" x 81"	58" x 37.5" x 81"	58" x 37.5" x 81"	86" x 37.5" x 81"	86" x 37.5" x 81"
Voltage	115V/60/1	115V/60/1	115V/60/1	115V/60/1	115V/60/1	115V/60/1
Amperage (AMP)	4.3	4.3	7.1	7.1	9.5	9.5
HACR Breaker (AMP)	15	15	15	15	15	15
Energy Consumption (kWh / day) ASHRAE	1.25	1.25	3.47	2.48	4.39	4.39
*Heat Rejection (BTU / hr)	317	317	513	513	703	703
Voltage Range	104 - 126	104 - 126	104 - 126	104 - 126	104 - 126	104 - 126
Ambient Temp. Range	45° - 100°F	45° - 100°F	45° - 100°F	45° - 100°F	45° - 100°F	45° - 100°F
Control Set Point Range	31° - 52°F	33° - 52°F	31° - 52°F	31° - 52°F	31° - 52°F	31° - 52°F
Refrigerant	R290	R290	R290	R290	R290	R290
List Price	<b>\$7,892</b>	<b>\$9,417</b>	<b>\$10,511</b>	<b>\$12,757</b>	<b>\$18,321</b>	<b>\$20,929</b>

\*Based on 100°F ambient cycling at set point

See Refrigeration Accessories on pages 82-86 for options and prices





**STEELHEART**

# UPRIGHT REFRIGERATORS



**R1A-FG**

**R1A-HG**

**R2A-FG**

**R2A-HG**

**R3A-FG**  
ENERGY STAR  
Qualified

**R3A-HG**  
ENERGY STAR  
Qualified

- Stainless steel interior and exterior front, sides and top
- Lockable doors are energy efficient multi pane, argon filled
- Energy efficient thermostatic expansion valve/self contained refrigeration system
- All models come with energy efficient vertical LED lights

- Unique ducted air distribution system, maintains a uniform cabinet temperatures even when full
- 4" Heavy duty stem casters standard
- Center shelves for added storage capacity

Model Number	R1A-FG	R1A-HG	R2A-FG	R2A-HG	R3A-FG	R3A-HG
Nominal Storage Capacity	23.61 ft <sup>3</sup>	23.61 ft <sup>3</sup>	52.16 ft <sup>3</sup>	52.16 ft <sup>3</sup>	74.3 ft <sup>3</sup>	80.71 ft <sup>3</sup>
Interior Storage Capacity (AHAM)	23.1 ft <sup>3</sup>	23.1 ft <sup>3</sup>	50.37 ft <sup>3</sup>	50.37 ft <sup>3</sup>	79.03 ft <sup>3</sup>	79.03 ft <sup>3</sup>
Overall Dimensions (W x D x H including 4" casters)	27.5" x 34.5" x 79.5"	27.5" x 34.5" x 79.5"	55" x 34.5" x 79.5"	55" x 34.5" x 79.5"	82.5" x 34.5" x 79.5"	82.5" x 34.5" x 79.5"
Depth with Doors Open at 90°	59.25"	59.25"	59.25"	59.25"	59.25"	59.25"
Interior Door Opening Width	21.75"	21.75"	21.75"	21.75"	21.75"	21.75"
Interior Door Opening Height	59.25"	27.75" each	59.25"	27.75" each	59.25"	27.75"
Adjustable Shelves	3	3	6	6	9	9
Center Shelves (C)	N/A	N/A	3	3	6	6
Shelf Dimensions (W x D)	21.25" x 26"	21.25" x 26"	21.25" x 26" (C) 6" x 18"	21.25" x 26" (C) 6" x 18"	21.25" x 26" (C) 6" x 22.9"	21.25" x 26" (C) 6" x 22.9"
Crated Shipping Weight	350 lbs.	350 lbs.	570 lbs.	570 lbs.	826 lbs.	840 lbs.
Crated Shipping Dimensions (L x W x H)	31.5" x 37.5" x 81"	31.5" x 37.5" x 81"	58" x 37.5" x 81"	58" x 37.5" x 81"	86" x 37.5" x 81"	86" x 37.5" x 81"
Voltage	115V/60/1	115V/60/1	115V/60/1	115V/60/1	115V/60/1	115V/60/1
Amperage (AMP)	5	5	8	8	9.5	9.5
HACR Breaker (AMP)	15	15	15	15	15	15
Energy Consumption (kWh / day) ASHRAE	2.47	2.47	5.05	5.05	6.5	6.5
*Heat Rejection (BTU / hr)	639	639	978	978	1255	1255
Voltage Range	104 - 126	104 - 126	104 - 126	104 - 126	104 - 126	104 - 126
Ambient Temp. Range	45° - 100°F	45° - 100°F	45° - 100°F	45° - 100°F	45° - 100°F	45° - 100°F
Control Set Point Range	31° - 52°F	31° - 52°F	31° - 52°F	31° - 52°F	31° - 52°F	31° - 52°F
Refrigerant	R290	R290	R290	R290	R290	R290
List Price	<b>\$9,801</b>	<b>\$11,559</b>	<b>\$13,444</b>	<b>\$15,074</b>	<b>\$25,969</b>	<b>\$27,657</b>

\*Based on 100°F ambient cycling at set point  
See Refrigeration Accessories on pages 82-86 for options and prices





**STEELHEART**

# UPRIGHT FREEZERS



**F1A-FS(L)**

**F1A-HS(L)**

**F2A-FS**

**F2A-HS**

**F3A-FS**

**F3A-HS**

- Stainless steel interior and exterior front, sides and top
- 4" Heavy duty stem casters standard
- Unique ducted air distribution system, maintains a uniform cabinet temperatures even when full
- Energy efficient thermostatic expansion valve
- Self-closing stainless steel doors with spring assist hinges, stay open feature and locks

Model Number	F1A-FS (L) - Left-Hand hinge	F1A-HS (L) - Left-Hand hinge	F2A-FS	F2A-HS	F3A-FS	F3A-HS
Nominal Storage Capacity	23.61 ft <sup>3</sup>	23.61 ft <sup>3</sup>	52.16 ft <sup>3</sup>	52.16 ft <sup>3</sup>	80.71 ft <sup>3</sup>	80.71 ft <sup>3</sup>
Interior Storage Capacity (AHAM)	23.1 ft <sup>3</sup>	23.1 ft <sup>3</sup>	50.37 ft <sup>3</sup>	50.37 ft <sup>3</sup>	79.03 ft <sup>3</sup>	79.03 ft <sup>3</sup>
Overall Dimensions (W x D x H including 4" casters)	27.5" x 33.5" x 79.5"	27.5" x 33.5" x 79.5"	55" x 33.5" x 79.5"	55" x 33.5" x 79.5"	82.5" x 33.5" x 79.5"	82.5" x 33.5" x 79.5"
Depth with Doors Open at 90°	59.25"	59.25"	59.25"	59.25"	59.25"	59.25"
Interior Door Opening Width	21.75"	21.75"	21.75"	21.75"	21.75"	21.75"
Interior Door Opening Height	59.25"	27.75"	59.25"	27.75"	59.25"	27.75"
Adjustable Shelves	3	3	6	6	9	9
Shelf Dimensions (W x D)	21.25" x 26"	21.25" x 26"	21.25" x 26" (C) 6" x 18"	21.25" x 26" (C) 6" x 18"	21.25" x 26" (C) 6" x 22.9"	21.25" x 26" (C) 6" x 22.9"
Crated Shipping Weight	345 lbs.	345 lbs.	562 lbs.	562 lbs.	830 lbs.	830 lbs.
Crated Shipping Dimensions (L x W x H)	31.5" x 37.5" x 81"	31.5" x 37.5" x 81"	58" x 37.5" x 81"	58" x 37.5" x 81"	86" x 37.5" x 81"	86" x 37.5" x 81"
Voltage	115V/60/1	115V/60/1	115V/60/1	115V/60/1	230V/60/1	230V/60/1
Amperage (AMP)	8.5	8.5	8.7	8.7	11	11
HACR Breaker (AMP)	15	15	15	15	20	20
Energy Consumption (kWh / day) ASHRAE	6.25	6.25	12.16	12.16	17.02	17.02
*Heat Rejection (BTU / hr)	1178	1178	1820	1820	1643	1643
Voltage Range	104 - 126	104 - 126	104 - 126	104 - 126	208 - 254	208 - 254
Ambient Temp. Range	45° - 100°F	45° - 100°F	45° - 100°F	45° - 100°F	45° - 100°F	45° - 100°F
Control Set Point Range	-10° - +12°F	-10° - +12°F	-10° - +12°F	-10° - +12°F	-10° - +12°F	-10° - +12°F
Refrigerant	R290	R290	R290	R290	R290	R290
List Price	<b>\$9,859</b>	<b>\$11,221</b>	<b>\$13,828</b>	<b>\$15,784</b>	<b>\$20,521</b>	<b>\$22,768</b>

\*Based on 100°F ambient cycling at set point  
See Refrigeration Accessories on pages 82-86 for options and prices





**STEELHEART**

# UPRIGHT FREEZERS /DUAL TEMP



**F1A-FG**



**F1A-HG**



**F2A-FG**



**F2A-HG**



**DT1A-HS**



**DT2A-FS**

- Stainless steel interior and exterior front, sides and top
- Lockable doors are energy efficient multi pane, argon filled
- All models come with energy efficient vertical LED lights

- Unique ducted air distribution system, maintains a uniform cabinet temperatures
- Dual temperature cabinets for space efficiency
- 4" Heavy duty stem casters standard even when full

Model Number	F1A-FG	F1A-HG	F2A-FG	F2A-HG	DT1A-HS	DT2A-FS
<b>Nominal Storage Capacity</b>	23.61 ft <sup>3</sup>	23.61 ft <sup>3</sup>	52.16 ft <sup>3</sup>	52.16 ft <sup>3</sup>	10.05 ft <sup>3</sup>	47.22 ft <sup>3</sup>
<b>Interior Storage Capacity (AHAM) - Refrigerator Freezer</b>	23.1 ft <sup>3</sup>	23.1 ft <sup>3</sup>	50.37 ft <sup>3</sup>	50.37 ft <sup>3</sup>	10.19 ft <sup>3</sup> 10.19 ft <sup>3</sup>	23.10 ft <sup>3</sup> 23.10 ft <sup>3</sup>
<b>Overall Dimensions (W x D x H including 4" casters)</b>	27.5" x 34.5" x 79.5"	27.5" x 34.5" x 79.5"	55" x 34.5" x 79.5"	55" x 34.5" x 79.5"	27.5" x 35" x 79.5"	55" x 33.5" x 79.5"
<b>Depth with Doors Open at 90°</b>	59.25"	59.25"	59.25"	59.25"	61.75"	59.25"
<b>Interior Door Opening Width</b>	21.75"	21.75"	21.75"	21.75"	21.75"	21.75"
<b>Interior Door Opening Height</b>	59.25"	27.75"	59.25"	27.75"	27.75"	59.25"
<b>Adjustable Shelves</b>	3	3	6	6	3	3
<b>Center Shelves (C)</b>	N/A	N/A	3	3	N/A	N/A
<b>Shelf Dimensions (W x D)</b>	21.25" x 26"	21.25" x 26"	(L/R) 21.25" x 26" (C) 6" x 18"	(L/R) 21.25" x 26" (C) 6" x 18"	21.25" x 26"	21.25" x 26"
<b>Crated Shipping Weight</b>	365 lbs.	365 lbs.	602 lbs.	602 lbs.	415 lbs.	634 lbs.
<b>Crated Shipping Dimensions (L x W x H)</b>	31.5" x 37.5" x 81"	31.5" x 37.5" x 81"	58" x 37.5" x 81"	58" x 37.5" x 81"	37.5" x 31.5" x 81"	58" x 37.5" x 81"
<b>Voltage</b>	115V/60/1	115V/60/1	115V/60/1	115V/60/1	115V/60/1	115V/60/1
<b>Amperage (AMP)</b>	8.5	8.5	9.1	9.1	5.5	14
<b>HACR Breaker (AMP)</b>	15	15	15	15	15	20
<b>Energy Consumption (kWh / day) ASHRAE</b>	7.73	7.73	16.3	16.3	4.49	8.59
<b>*Heat Rejection (BTU / hr)</b>	806	806	1694	1694	168   439	376   1401
<b>Voltage Range</b>	104 - 126	104 - 126	104 - 126	104 - 126	104 - 126	104-126
<b>Ambient Temp. Range</b>	45° - 80°F	45° - 100°F	45° - 80°F	45° - 100°F	45° - 100°F	45° to 100°F
<b>Control Set Point Range - Refrigerator Freezer</b>	-10° - +12°F	-10° - +12°F	-10° - +12°F	-10° - +12°F	33° to 52°F - 10° to 10°F	33° to 52°F - 10° to 10°F
<b>Refrigerant</b>	R290	R290	R290	R290	R290	R290
<b>List Price</b>	<b>\$14,515</b>	<b>\$14,888</b>	<b>\$20,521</b>	<b>\$21,441</b>	<b>\$17,798</b>	<b>\$23,396</b>

\*Based on 100°F ambient cycling at set point  
See Refrigeration Accessories on pages 82-86 for options and prices







**STEELHEART**

# PASS THRU REFRIGERATORS



**PT1A-FS-FS**  
(Shown with door open)  
**ENERGY STAR**  
Qualified



**PT1A-HS-HS**  
**ENERGY STAR**  
Qualified



**PT2A-FS-FS**



**PT2A-HS-HS**

- Stainless steel interior and exterior front, sides and top
- Lockable doors are energy efficient multi pane, argon filled
- All models come with energy efficient vertical LED lights
- Unique ducted air distribution system, maintains a uniform cabinet temperatures
- 4" Heavy duty stem casters standard, two with brakes

Model Number	PT1A-FS-FS	PT1A-HS-HS	PT2A-FS-FS	PT2A-HS-HS
Interior Storage Capacity (AHAM)	24.2 ft <sup>3</sup>	24.2 ft <sup>3</sup>	52.50 ft <sup>3</sup>	52.50 ft <sup>3</sup>
Overall Dimensions (W x D x H including 4" casters)	27.5" x 35.75" x 79.5"	27.5" x 35.75" x 79.5"	55" x 35.75" x 79.5"	55" x 35.75" x 79.5"
Depth with Doors Open at 90°	87.25"	87.25"	87.25"	87.25"
Interior Door Opening Width	21.75"	21.75"	21.75"	21.75"
Interior Door Opening Height	59.25"	27.75"	59.25"	27.75"
Adjustable Shelves	3	3	6	6
Shelf Dimensions (W x D)	21.25" x 30.75"	21.25" x 30.75"	21.25" x 26"	21.25" x 26"
Crated Shipping Weight	357 lbs	357 lbs	592 lbs	592 lbs
Crated Shipping Dimensions (L x W x H)	38.5" x 31.5" x 81"	38.5" x 31.5" x 81"	58" x 38.5" x 81"	58" x 38.5" x 81"
Voltage	115/60/1	115/60/1	115/60/1	115/60/1
Amperage (AMP)	5	5	8	8
HACR Breaker (AMP)	15.0 Amps	15.0 Amps	15.0 Amps	15.0 Amps
Energy Consumption (kWh / day) ASHRAE	1.31	1.31	3.24	3.24
*Heat Rejection (BTU / hr)	348	348	1429	1429
Voltage Range	104-126	104-126	104-126	104-126
Ambient Temp. Range	45° to 100°F	45° to 100°F	45° to 100°F	45° to 100°F
Control Set Point Range	31° to 52°F	31° to 52°F	31° to 52°F	31° to 52°F
Refrigerant	R290	R290	R290	R290
List Price	<b>\$16,610</b>	<b>\$19,194</b>	<b>\$22,395</b>	<b>\$26,411</b>

\*Based on 100°F ambient cycling at set point  
See Refrigeration Accessories on pages 82-86 for options and prices





**STEELHEART**

# PASS THRU REFRIGERATORS



**PT1A-FG-FG**



**PT2A-FG-FG**

- Stainless steel interior and exterior front, sides and top
- Lockable doors are energy efficient multi pane, argon filled
- All models come with energy efficient vertical LED lights

- Unique ducted air distribution system, maintains a uniform cabinet temperatures
- 4" Heavy duty stem casters standard, two with brakes

Model Number	PT1A-FG-FG	PT2A-FG-FG
Interior Storage Capacity (AHAM)	24.2 ft <sup>3</sup>	52.50 ft <sup>3</sup>
Overall Dimensions (W x D x H including 4" casters)	27.5" x 37.75" x 79.5"	55" x 37.75" x 79.5"
Depth with Doors Open at 90°	82.5"	82.5"
Interior Door Opening Width	21.75"	21.75"
Interior Door Opening Height	59.25"	59.25"
Adjustable Shelves	3	6
Shelf Dimensions (W x D)	21.75" x 30.75"	21.25" x 26"
Crated Shipping Weight	367 lbs.	681 lbs.
Crated Shipping Dimensions (L x W x H)	41.25" x 31.5" x 81"	58" x 41.25" x 81"
Voltage	115V/60/1	115V/60/1
Amperage (AMP)	5	8
HACR Breaker (AMP)	15	15
Energy Consumption (kWh / day) ASHRAE	2.68	6
*Heat Rejection (BTU / hr)	653	1429
Voltage Range	104 - 126	104 - 126
Ambient Temp. Range	45° - 100°F	45° - 100°F
Control Set Point Range	31° to 52°F	31° to 52°F
Refrigerant	R290	R290
List Price	<b>\$19,939</b>	<b>\$28,052</b>

\*Based on 100°F ambient cycling at set point  
See Refrigeration Accessories on pages 82-86 for options and prices





**STEELHEART**

# ROLL IN REFRIGERATORS



**RN1A-FS**



**RN2A-FS**

- Stainless steel interior and exterior front, sides and top
- Environmentally friendly R290 hydrocarbon refrigerant
- All models come with energy efficient vertical LED lights
- Unique ducted air distribution system, maintains a uniform cabinet temperatures

- Roll in racks up to 72" tall (supplied by others) roll in racks up to 72" tall (supplied by others)
- Made to order

Model Number	RN1A-FS	RN2A-FS
Interior Storage Capacity (AHAM)	38.13 ft <sup>3</sup>	78.35 ft <sup>3</sup>
Overall Dimensions (W x D x H including 4" casters)	35" x 34.5" x 87.5"	68" x 34.5" x 87.5"
Depth with Doors Open at 90°	65.25"	65.25"
Interior Door Opening Width	29.25"	29.25"
Interior Door Opening Height	72.75"	72.75"
Crated Shipping Weight	429 lbs	676 lbs
Crated Shipping Dimensions (L x W x H)	40.5 x 39: x 93.5"	72" x 40.5" x 93.75"
Voltage	115V/60/1	115V/60/1
Amperage (AMP)	6.4	8.2
HACR Breaker (AMP)	15	15
Energy Consumption (kWh / day) ASHRAE	3.186	5.06
*Heat Rejection (BTU / hr)	774	1376
Voltage Range	104-126	104-126
Ambient Temp. Range	45° to 100°	45° to 100°
Control Set Point Range	31° - 52°F	31° - 52°F
Refrigerant	R290	R290
List Price	<b>\$14,666</b>	<b>\$21,220</b>

\*Based on 100°F ambient cycling at set point  
See Refrigeration Accessories on pages 82-86 for options and prices



**STEELHEART**

# ROLL THRU REFRIGERATORS



**RT1A-FS-FS**



**RT2A-FS-FS**

- Stainless steel interior and exterior front, sides and top
- Environmentally friendly R290 hydrocarbon refrigerant
- All models come with energy efficient vertical LED lights
- Unique ducted air distribution system, maintains a uniform cabinet temperatures

- Reinforced stainless steel ramp and floor accommodate roll in racks up to 72" tall (supplied by others)
- Made to order

Model Number	RT1A-FS-FS	RT2A-FS-FS
Interior Storage Capacity (AHAM)	38.13 ft <sup>3</sup>	78.35 ft <sup>3</sup>
Overall Dimensions (W x D x H including 4" casters)	35" x 36.75" x 87.5"	68" x 36.75" x 87.5"
Depth with Doors Open at 90°	98.5"	98.5"
Interior Door Opening Width	29.25"	29.25"
Interior Door Opening Height	72.75"	72.75"
Crated Shipping Weight	459 lbs	737 lbs
Crated Shipping Dimensions (L x W x H)	40.5 x 39" x 93.5"	72" x 40.5" x 93.75"
Voltage	115V/60/1	115V/60/1
Amperage (AMP)	6.4	8.2
HACR Breaker (AMP)	15	15
Energy Consumption (kWh / day) ASHRAE	3.186	5.06
*Heat Rejection (BTU / hr)	774	1376
Voltage Range	104-126	104-126
Ambient Temp. Range	45° to 100°	45° to 100°
Control Set Point Range	31° - 52°F	31° - 52°F
Refrigerant	R290	R290
List Price	<b>\$18,915</b>	<b>\$27,377</b>

\*Based on 100°F ambient cycling at set point  
See Refrigeration Accessories on pages 82-86 for options and prices



**STEELHEART**

# COMPACT UNDERCOUNTER REFRIGERATORS



**HR15A**  
ENERGY STAR  
Qualified



**HR24C**  
ENERGY STAR  
Qualified



- Stainless steel interior and exterior
- UL approval for outdoor use
- ADA Compliant 

- Lockable stainless steel door is field reversible
- Ducted air flow for even air distribution throughout cabinet
- Interior LED lighting

Model Number	HR15A	HR24C
Interior Storage Capacity (AHAM)	2.54 ft <sup>3</sup>	4.0 ft <sup>3</sup>
Overall Dimensions (W x D x H including legs)	14.8" x 25.75" x 31.5"	23.4" x 24.7" x 31.5"
Depth with Doors Open at 90°	37.25"	46.7"
Interior Door Opening Width	25.75"	24.7"
Adjustable Shelves	2	3
Shelves (#) / Dimensions(W x D)	(2) / 10" x 20" adjustable slide out shelf	(1) / 18.5" x 17" (2) / 18.5" x 12"
Crated Shipping Weight	115 lbs	115 lbs
Crated Shipping Dimensions (L x W x H)	30.6" x 18.75" x 37"	26.8" x 24" x 36.6"
Voltage	115V/60/1	115V/60/1
Amperage (AMP)	.9	1.1
HACR Breaker (AMP)	15	15
Energy Consumption (kWh / day) ASHRAE	0.34	0.64
Heat Rejection (BTU/hr)	145	648
Voltage Range	104 - 127	115 - 127
Ambient Temp. Range	45° - 90°F	45° - 100°F
Control Set Point Range	33° - 41°F	34° - 52°F
Refrigerant	R600a	R600a
List Price	<b>\$2,926</b>	<b>\$3,673</b>



# UNDERCOUNTER REFRIGERATORS



**UR27A(-01)**  
ENERGY STAR  
Qualified



**UR27A-LP**  
ENERGY STAR  
Qualified



**UR36A(-01)**  
ENERGY STAR  
Qualified



**UR48A(-01)**  
ENERGY STAR  
Qualified



**UR60A(-01)**  
ENERGY STAR  
Qualified



**UR72A(-01)**  
ENERGY STAR  
Qualified

- Stainless steel interior and exterior front, sides and top
- Engineered to maintain NSF-7 temperatures in 100°F ambient
- Field reversible doors
- Cabinet and doors are insulated with 2" foamed-in-place polyurethane
- 4" Stem casters standard (2.25" casters - LP model)
- Electronic controls

Model Number	<b>UR27A</b> <b>UR27A-01**</b> (01 Cylinder Door Lock)	<b>UR27A-LP</b> Low Profile unit meets ADA requirements	<b>UR36A</b> <b>UR36A-01**</b> (01 Cylinder Door Lock)	<b>UR48A</b> <b>UR48A-01**</b> (01 Cylinder Door Lock)	<b>UR60A</b> <b>UR60A-01**</b> (01 Cylinder Door Lock)	<b>UR72A</b> <b>UR72A-01**</b> (01 Cylinder Door Lock)
Nominal Storage Capacity	7.21 ft <sup>3</sup>	7.2 ft <sup>3</sup>	9.9 ft <sup>3</sup>	13.66 ft <sup>3</sup>	17.55 ft <sup>3</sup>	21.25 ft <sup>3</sup>
Interior Storage Capacity (AHAM)	6.22 ft <sup>3</sup>	6.22 ft <sup>3</sup>	8.7 ft <sup>3</sup>	11.95 ft <sup>3</sup>	15.38 ft <sup>3</sup>	18.63 ft <sup>3</sup>
Overall Dimensions (W x D x H including 4" casters)	27" x 30" x 33.63"	27" x 30" x 31.9"	36" x 30" x 33.63"	48" x 30" x 33.63"	60" x 30" x 33.63"	72" x 30" x 33.63"
Depth with Doors Open at 90°	55.5"	55.5"	58.5"	52.5"	58.5"	51.5"
Interior Door Opening Width	22.6"	22.6"	25.5"	19.5"	25.5"	19.5"
Interior Door Opening Height	23"	23"	23"	23"	23"	23"
Adjustable Shelves	1	1	1	2	2	3
Shelf Dimensions (W x D)	27" x 16"	22" x 16"	31" x 16"	21.38" x 16"	27.25" x 16"	22" x 16"
Crated Shipping Weight	175 lbs.	170 lbs.	205 lbs.	250 lbs.	295 lbs.	340 lbs.
Crated Shipping Dimensions (L x W x H)	32" x 32" x 36"	32" x 32" x 36"	38" x 32" x 36"	51" x 32" x 36"	62" x 32" x 36"	74" x 32" x 36"
Voltage	115V/60/1	115V/60/1	115V/60/1	115V/60/1	115V/60/1	115V/60/1
Amperage (AMP)	2.5	2.5	2.4	2.6	3.1	3.0
HACR Breaker (AMP)	15	15	15	15	15	15
Energy Consumption (kWh / day) ASHRAE	0.63	0.63	0.54	0.8	0.89	1.3
Heat Rejection (BTU / hr)	190	190	222	215	291	263.5
Voltage Range	104 - 126	104 - 126	104 - 126	104 - 126	104 - 126	104 - 126
Ambient Temp. Range	45° - 100°F	45° - 100°F	45° - 100°F	45° - 100°F	45° - 100°F	45° - 100°F
Temperature Range	32° - 52°F	32° - 52°F	32° - 52°F	32° - 52°F	32° - 52°F	32° - 52°F
Refrigerant	R290	R290	R290	R290	R290	R290
List Price	<b>\$4,726</b> **\$5,028	<b>\$4,726</b>	<b>\$6,402</b> **\$6,705	<b>\$7,031</b> **\$7,636	<b>\$7,810</b> **\$8,416	<b>\$8,951</b> **\$9,859

\*\*SPECIAL ORDER - Please contact your local HOSHIZAKI Sales Representative for availability.  
See Refrigeration Accessories on pages 82-86 for options and prices





**STEELHEART**

# UNDERCOUNTER GLASS DOOR REFRIGERATORS & FREEZER



**UR27A-GLP01**  
ENERGY STAR  
Qualified



**UR48A-GLP01**  
ENERGY STAR  
Qualified



**UF27A-GLP01**  
ENERGY STAR  
Qualified

- Stainless steel interior and exterior front, sides and top
- Standard 2.25" casters (2 with brakes)
- Glass doors with locks are energy efficient multi pane, argon filled
- Energy efficient LED interior lights with on/off switch
- Meets ADA requirements 
- Field reversible glass doors

Model Number	UR27A-GLP01	UR48A-GLP01	UF27A-GLP01
Nominal Storage Capacity	7.21 ft <sup>3</sup>	13.66 ft <sup>3</sup>	7.21 ft <sup>3</sup>
Interior Storage Capacity (AHAM)	6.22 ft <sup>3</sup>	11.95 ft <sup>3</sup>	6.22 ft <sup>3</sup>
Overall Dimensions W x D x H including 2.25" casters)	27" x 31.5" x 31.9"	48" x 31.5" x 31.9"	27" x 31.5" x 31.9"
Depth with Doors Open at 90°	55.5"	52"	55.5"
Interior Door Opening Width	22.6"	19.5"	22.6"
Interior Door Opening Height	23"	23"	23"
Adjustable Shelves	1	1	1
Shelf Dimensions (W x D)	22" x 16"	21.38" x 16"	22" x 16"
Crated Shipping Weight	185 lbs.	265 lbs.	185 lbs.
Crated Shipping Dimensions (L x W x H)	36" x 32" x 36"	52.5" x 36" x 35.5"	36" x 32" x 36"
Voltage	115V/60/1	115V/60/1	115V/60/1
Amperage (AMP)	2.9	2.6	2.5
HACR Breaker (AMP)	15	15	15
Energy Consumption (kWh / day) ASHRAE	0.86	1.15	3.13
Heat Rejection (BTU / hr)	463	465	463
Voltage Range	104 - 126	104 - 126	104 - 126
Ambient Temp. Range	45° - 100°F	45° - 100°F	45° - 80°F
Temperature Range	32° - 52°F	32° - 52°F	-10° - 10°F
Refrigerant	R290	R290	R290
List Price	<b>\$6,833</b>	<b>\$9,987</b>	<b>\$7,450</b>

Made to order: Please contact your local Hoshizaki Sales Representative for availability. See Refrigeration Accessories on pages 82-86 for options and prices



# UNDERCOUNTER FREEZERS



**UF27A(-01)**  
ENERGY STAR  
Qualified



**UF27A-LP**



**UF48A(-01)**



**UF60A(-01)**

- Stainless steel interior and exterior front, sides and top
- Engineered to maintain NSF-7 temperatures in 100°F ambient
- Field reversible doors
- Cabinet and doors are insulated with 2" foamed-in-place polyurethane
- 4" Stem casters standard (2.25" casters - LP model)
- Enamel coated evaporator coil

Model Number	<b>UF27A</b> <b>UF27A-01**</b> (01 Cylinder Door Lock)	<b>UF27A-LP</b> Low Profile unit meets ADA requirements	<b>UF48A</b> <b>UF48A-01**</b> (01 Cylinder Door Lock)	<b>UF60A</b> <b>UF60A-01**</b> (01 Cylinder Door Lock)
Nominal Storage Capacity	7.2 ft <sup>3</sup>	7.2 ft <sup>3</sup>	13.66 ft <sup>3</sup>	17.55 ft <sup>3</sup>
Interior Storage Capacity (AHAM)	6.22 ft <sup>3</sup>	6.22 ft <sup>3</sup>	11.95 ft <sup>3</sup>	15.38 ft <sup>3</sup>
Overall Dimensions (W x D x H including 4" casters)	27" x 30" x 33.63"	27" x 30" x 31.9"	48" x 30" x 33.63"	60" x 30" x 33.63"
Depth with Doors Open at 90°	54.5"	55.5"	52.5"	58.5"
Interior Door Opening Width	22.6"	22.6"	19.5"	25.5"
Interior Door Opening Height	23"	23"	23"	23"
Adjustable Shelves	1	1	2	2
Shelf Dimensions (W x D)	22" x 16"	22" x 16"	21.38" x 16"	27.25" x 16"
Crated Shipping Weight	180 lbs.	175 lbs.	270 lbs.	315 lbs.
Crated Shipping Dimensions (L x W x H)	32" x 32" x 36"	32" x 32" x 36"	51" x 32" x 36"	62" x 32" x 36"
Voltage	115V/60/1	115V/60/1	115V/60/1	115V/60/1
Amperage (AMP)	2.5	2.3	5.9	5.6
HACR Breaker (AMP)	15	15	15	15
Energy Consumption (kWh / day) ASHRAE	2.08	2.49	3.64	4.22
Heat Rejection (BTU / hr)	463	492	656	804.2
Voltage Range	104 - 126	104 - 126	104 - 126	104 - 126
Ambient Temp. Range	45° - 100°F	45° - 100°F	45° - 100°F	45° - 100°F
Temperature Range	-10° - +10°F	-10° - +10°F	-10° - +10°F	-10° - +10°F
Refrigerant	R290	R290	R290	R290
List Price	<b>\$5,529</b> <b>**\$5,832</b>	<b>\$5,739</b>	<b>\$8,148</b> <b>**\$8,753</b>	<b>\$10,150</b> <b>**\$10,755</b>

**\*\*SPECIAL ORDER - Please contact your local HOSHIZAKI Sales Representative for availability.**  
See Refrigeration Accessories on pages 82-86 for options and prices







**STEELHEART**

# UNDERCOUNTER REFRIGERATORS with DRAWERS



**UR27A-D2**



**UR48A-D4**



**UR60A-D4**



**UR72A-D6**

- Stainless steel interior and exterior front, sides and top
- Cabinet and drawers are insulated with 2" foamed in place polyurethane
- Engineered to maintain NSF-7 temperatures in 100°F ambient
- Heavy duty drawers with removeable gaskets
- 4" Stem casters standard
- Enamel coated evaporator coil

Model Number	UR27A-D2	UR48A-D4	UR60A-D4	UR72A-D6
Nominal Storage Capacity	7.21 ft <sup>3</sup>	13.66 ft <sup>3</sup>	17.55 ft <sup>3</sup>	21.25 ft <sup>3</sup>
Interior Storage Capacity (AHAM)	6.22 ft <sup>3</sup>	11.95 ft <sup>3</sup>	15.38 ft <sup>3</sup>	18.63 ft <sup>3</sup>
Overall Dimensions (W x D x H including 4" casters)	27" x 30" x 33.63"	48" x 30" x 33.63"	60" x 30" x 33.63"	72" x 30" x 33.63"
Depth with Drawer Fully Open	52"	52"	52"	52"
Drawer Pan Capacity (pans by others)	(1) 12" x 20" x 6" deep pan per drawer	(1) 1/2 and (1) 1/3 size pan per drawer, 6" deep	(1) 12" x 20" x 6" deep pan per drawer	(1) 1/2 and (1) 1/3 size pan per drawer, 6" deep
Crated Shipping Weight	205 lbs.	315 lbs.	365 lbs.	445 lbs.
Crated Shipping Dimensions (L x W x H)	32" x 32" x 36"	51" x 32" x 36"	62" x 32" x 36"	74" x 32" x 36"
Voltage	115V/60/1	115V/60/1	115V/60/1	115V/60/1
Amperage (AMP)	2.5	2.6	3.3	3.5
HACR Breaker (AMP)	15	15	15	15
Energy Consumption (kWh / day) ASHRAE	1.34	1.4	2.6	2.8
Heat Rejection (BTU / hr)	190	203	370	398
Voltage Range	104 - 126	104 - 126	104 - 126	104 - 126
Ambient Temp. Range	45° - 100°F	45° - 100°F	45° - 100°F	45° - 100°F
Temperature Range	32° - 52°F	32° - 52°F	32° - 52°F	32° - 52°F
Refrigerant	R290	R290	R290	R290
List Price	<b>\$7,322</b>	<b>\$12,187</b>	<b>\$13,654</b>	<b>\$17,751</b>

See Refrigeration Accessories on pages 82-86 for options and prices



**STEELHEART**

# UNDERCOUNTER FREEZERS with DRAWERS



**UF27A-D2**



**UF48A-D4**

- Stainless steel interior and exterior front, sides and top
- Cabinet and drawers are insulated with 2" foamed in place polyurethane
- Engineered to maintain NSF-7 temperatures in 100°F ambient

- Heavy duty drawers with removeable gaskets
- 4" Stem casters standard
- Electronic controls

Model Number	UF27A-D2	UF48A-D4
Nominal Storage Capacity	7.21 ft <sup>3</sup>	13.66 ft <sup>3</sup>
Interior Storage Capacity (AHAM)	6.22 ft <sup>3</sup>	11.95 ft <sup>3</sup>
Overall Dimensions (W x D x H including 4" casters)	27" x 30" x 33.63"	48" x 30" x 33.63"
Depth with Drawer Fully Open	52"	52"
Drawer Pan Capacity (pans by others)	(1) 12" x 20" x 6" deep pan per drawer	(1) 1/2 size and (1) 1/3 Size, 6" deep
Crated Shipping Weight	175 lbs.	330 lbs.
Crated Shipping Dimensions (L x W x H)	32" x 32" x 36"	51" x 32" x 36"
Voltage	115V/60/1	115V/60/1
Amperage (AMP)	2.5	5.9
HACR Breaker (AMP)	15	15
Energy Consumption (kWh / day) ASHRAE	4.41	6.08
Heat Rejection (BTU / hr)	627	864
Voltage Range	104 - 126	104 - 126
Ambient Temp. Range	45° - 100°F	45° - 100°F
Temperature Range	-10° - +10°F	-10° - +10°F
Refrigerant	R290	R290
List Price	<b>\$8,707</b>	<b>\$13,270</b>

See Refrigeration Accessories on pages 82-86 for options and prices



**STEELHEART**

# WORKTOP REFRIGERATORS



**WR27A(-01)**  
ENERGY STAR  
Qualified



**WR36A(-01)**  
ENERGY STAR  
Qualified



**WR48A(-01)**  
ENERGY STAR  
Qualified



**WR60A(-01)**  
ENERGY STAR  
Qualified



**WR72A(-01)**  
ENERGY STAR  
Qualified

- Stainless steel interior and exterior front, sides and top
- Cabinet and doors are insulated with 2" foamed in place polyurethane
- Engineered to maintain NSF-7 temperatures in 100°F ambient
- Field reversible doors
- Enamel coated evaporator coil
- 6" Stem casters standard

Model Number	<b>WR27A</b> <b>WR27A-01**</b> (01 Cylinder Door Lock)	<b>WR36A</b> <b>WR36A-01**</b> (01 Cylinder Door Lock)	<b>WR48A</b> <b>WR48A-01**</b> (01 Cylinder Door Lock)	<b>WR60A</b> <b>WR60A-01**</b> (01 Cylinder Door Lock)	<b>WR72A</b> <b>WR72A-01**</b> (01 Cylinder Door Lock)
Nominal Storage Capacity	7.21 ft <sup>3</sup>	9.9 ft <sup>3</sup>	13.66 ft <sup>3</sup>	17.55 ft <sup>3</sup>	21.25 ft <sup>3</sup>
Interior Storage Capacity (AHAM)	6.22 ft <sup>3</sup>	8.7 ft <sup>3</sup>	11.95 ft <sup>3</sup>	15.38 ft <sup>3</sup>	18.63 ft <sup>3</sup>
Overall Dimensions (W x D x H including 6" casters)	27" x 30" x 40"	36" x 30" x 40"	48" x 30" x 40"	60" x 30" x 40"	72" x 30" x 40"
Depth with Doors Open at 90°	55.5"	58.5"	52.5"	58.5"	52.5"
Interior Door Opening Width	22.6"	25.5"	19.5"	25.5"	19.5"
Adjustable Shelves	1	1	2	2	3
Shelf Dimensions (W x D)	22" x 16"	31" x 16"	21.38" x 16"	27.25" x 16"	22" x 16"
Crated Shipping Weight	185 lbs.	215 lbs.	260 lbs.	305 lbs.	350 lbs.
Crated Shipping Dimensions (L x W x H)	32" x 32" x 40.25"	38" x 32" x 40.25"	51" x 32" x 40.25"	62" x 32" x 40.25"	74" x 32" x 40.25"
Voltage	115V/60/1	115V/60/1	115V/60/1	115V/60/1	115V/60/1
Amperage (AMP)	2.5	2.4	2.6	3.1	4.2
HACR Breaker (AMP)	15	15	15	15	15
Energy Consumption (kWh / day) ASHRAE	0.63	0.54	0.80	0.89	1.3
Heat Rejection (BTU / hr)	190	222	215	291	263.5
Voltage Range	104 - 126	104 - 126	104 - 126	104 - 126	104 - 126
Ambient Temp. Range	45° - 100°F	45° - 100°F	45° - 100°F	45° - 100°F	45° - 100°F
Temperature Range	32° - 52°F	32° - 52°F	32° - 52°F	32° - 52°F	32° - 52°F
Refrigerant	R290	R290	R290	R290	R290
List Price	<b>\$4,947</b> <b>**\$5,250</b>	<b>\$6,751</b> <b>**\$7,054</b>	<b>\$7,356</b> <b>**\$7,962</b>	<b>\$8,183</b> <b>**\$8,788</b>	<b>\$9,370</b> <b>**\$10,278</b>

**\*\*SPECIAL ORDER - Please contact your local HOSHIZAKI Sales Representative for availability. See Refrigeration Accessories on pages 82-86 for options and prices**





**STEELHEART**

# WORKTOP FREEZERS



**WF27A(-01)**  
ENERGY STAR  
Qualified



**WF48A(-01)**



**WF60A(-01)**

- Stainless steel interior and exterior front, sides and top
- Cabinet and doors are insulated with 2" foamed-in-place polyurethane
- Engineered to maintain NSF-7 temperatures in 100°F ambient
- Field reversible doors
- Electronic controls
- 6" Stem casters standard

Model Number	<b>WF27A</b> <b>WF27A-01**</b> (01 Cylinder Door Lock)	<b>WF48A</b> <b>WF48A-01**</b> (01 Cylinder Door Lock)	<b>WF60A</b> <b>WF60A-01**</b> (01 Cylinder Door Lock)
Nominal Storage Capacity	7.2 ft <sup>3</sup>	13.66 ft <sup>3</sup>	17.55 ft <sup>3</sup>
Interior Storage Capacity (AHAM)	6.22 ft <sup>3</sup>	11.95 ft <sup>3</sup>	15.38 ft <sup>3</sup>
Overall Dimensions (W x D x H including 6" casters)	27" x 30" x 40"	48" x 30" x 40"	60" x 30" x 40"
Depth with Doors Open at 90°	55.5"	52.5"	58.5"
Interior Door Opening Width	22.6"	19.5"	25.5"
Interior Door Opening Height	23"	23"	23"
Adjustable Shelves	1	2	2
Shelf Dimensions (W x D)	22" x 16"	21.38" x 16"	27.25" x 16"
Crated Shipping Weight	185 lbs.	285 lbs.	320 lbs.
Crated Shipping Dimensions (L x W x H)	32" x 32" x 40.25"	51" x 32" x 40.25"	62" x 32" x 40.25"
Voltage	115V/60/1	115V/60/1	115V/60/1
Amperage (AMP)	2.5	5.9	5.6
HACR Breaker (AMP)	15	15	15
Energy Consumption (kWh / day) ASHRAE	2.08	3.64	4.22
Heat Rejection (BTU / hr)	463	656	804.2
Voltage Range	104 - 126	104 - 126	104 - 126
Ambient Temp. Range	45° - 100°F	45° - 100°F	45° - 100°F
Temperature Range	-10° - +10°F	-10° - +10°F	-10° - +10°F
Refrigerant	R290	R290	R290
List Price	<b>\$5,808</b> **\$6,111	<b>\$8,520</b> **\$9,126	<b>\$10,546</b> **\$11,151

\*\*SPECIAL ORDER - Please contact your local HOSHIZAKI Sales Representative for availability.  
See Refrigeration Accessories on pages 82-86 for options and prices





# WORKTOP REFRIGERATORS with DRAWERS



**WR27A-D2**



**WR48A-D4**



**WR60A-D4**



**WR72A-D6**

- Stainless steel interior and exterior front, sides and top
- Cabinet and drawers are insulated with 2" foamed-in-place polyurethane
- Engineered to maintain NSF-7 temperatures in 100°F ambient
- Heavy duty drawers with removeable gaskets
- 6" Stem casters standard
- Electronic controls

Model Number	WR27A-D2	WR48A-D4	WR60A-D4	WR72A-D6
Nominal Storage Capacity	7.21ft <sup>3</sup>	13.66 ft <sup>3</sup>	17.55 ft <sup>3</sup>	21.25 ft <sup>3</sup>
Interior Storage Capacity (AHAM)	6.22 ft <sup>3</sup>	11.95 ft <sup>3</sup>	15.38 ft <sup>3</sup>	18.63 ft <sup>3</sup>
Overall Dimensions (W x D x H including 6" casters)	27" x 30" x 40"	48" x 30" x 40"	60" x 30" x 40"	72" x 30" x 40"
Depth with Drawer Fully Open	52"	52"	52"	52"
Drawer Opening Width	22"	19.5"	25.5"	19.5"
Drawer Pan Capacity (pans by others)	(1) 12" x 20" x 6" deep pan per drawer	(1) 1/2 and (1) 1/3 size pan per drawer, 6" deep	(1) 12" x 20" x 6" deep pan per drawer	(1) 1/2 and (1) 1/3 size pan per drawer, 6" deep
Crated Shipping Weight	220 lbs.	325 lbs.	380 lbs.	450 lbs.
Crated Shipping Dimensions (L x W x H)	32" x 32" x 40.25"	51" x 32" x 40.25"	62" x 32" x 40.25"	74" x 32" x 40.25"
Voltage	115V/60/1	115V/60/1	115V/60/1	115V/60/1
Amperage (AMP)	2.6	2.6	3.3	3.5
HACR Breaker (AMP)	15	15	15	15
Energy Consumption (kWh / day) ASHRAE	1.34	1.4	2.6	2.8
Heat Rejection (BTU / hr)	190	203	370	398
Voltage Range	104 - 126	104 - 126	104 - 126	104 - 126
Ambient Temp. Range	45° - 100°F	45° - 100°F	45° - 100°F	45° - 100°F
Temperature Range	32° - 52°F	32° - 52°F	32° - 52°F	32° - 52°F
Refrigerant	R290	R290	R290	R290
List Price	<b>\$7,485</b>	<b>\$12,397</b>	<b>\$13,933</b>	<b>\$18,368</b>

**\*\*SPECIAL ORDER - Please contact your local HOSHIZAKI Sales Representative for availability. See Refrigeration Accessories on pages 82-86 for options and prices**



# WORKTOP FREEZERS with DRAWERS



WF27A-D2



WF48A-D4

- Stainless steel interior and exterior front, sides and top
- Cabinet and drawers are insulated with 2" foamed-in-place polyurethane
- 6" Stem casters standard

- Heavy duty drawers with removeable gaskets
- Engineered to maintain NSF-7 temperatures in 100°F ambient
- Electronic controls

Model Number	WF27A-D2	WF48A-D4
Nominal Storage Capacity	7.21 ft <sup>3</sup>	13.66 ft <sup>3</sup>
Interior Storage Capacity (AHAM)	6.22 ft <sup>3</sup>	11.95 ft <sup>3</sup>
Overall Dimensions (W x D x H including 6" casters)	27" x 30" x 40"	48" x 30" x 40"
Depth with Drawer Fully Open	52"	52"
Drawer Pan Capacity (pans by others)	(1) 12" x 20" x 6" deep pan per drawer	(1) 1/2 Size and (1) 1/3 Size, 6" deep
Crated Shipping Weight	220 lbs.	285 lbs.
Crated Shipping Dimensions (L x W x H)	32" x 32" x 40.25"	51" x 32" x 40.25"
Voltage	115V/60/1	115V/60/1
Amperage (AMP)	2.5	5.9
HACR Breaker (AMP)	15	15
Energy Consumption (kWh / day) ASHRAE	4.41	6.08
Heat Rejection (BTU / hr)	627	864
Voltage Range	104 - 126	104 - 126
Ambient Temp. Range	45° - 100°F	45° - 100°F
Temperature Range	-10° - +10°F	-10° - +10°F
Refrigerant	R290	R290
List Price	<b>\$9,079</b>	<b>\$13,677</b>

See Refrigeration Accessories on pages 82-86 for options and prices





# DRAWER / DOOR COMBINATION REFRIGERATORS



**UR48A-D2**



**UR60A-D2**



**WR48A-D2**



**WR60A-D2**

- Stainless steel interior and exterior front sides and top
- Door/Drawer configuration can be located in any cabinet section
- Engineered to maintain NSF-7 temperatures in 100°F ambient.
- Cabinet and drawers are insulated with 2" foamed-in-place polyurethane
- Enamel coated evaporator coil
- Field reversible doors

Model Number	UR48A-D2	UR60A-D2	WR48A-D2	WR60A-D2
Nominal Storage Capacity	13.66 ft <sup>3</sup>	17.55 ft <sup>3</sup>	13.66 ft <sup>3</sup>	17.55 ft <sup>3</sup>
Interior Storage Capacity (AHAM)	12 ft <sup>3</sup>	15.38 ft <sup>3</sup>	11.95 ft <sup>3</sup>	15.38 ft <sup>3</sup>
Overall Dimensions (L x W x H)	48" x 30" x 33.63" (including 4" casters)	60" x 30" x 33.63" (including 4" casters)	48" x 30" x 40" (including 6" casters)	60" x 30" x 40" (including 6" casters)
Depth With Door Open At 90°	51.5"	58.5"	52.5"	58.5"
Depth With Drawer Fully Open	52"	52"	52"	52"
Door Opening Width	19.5"	25.5"	19.5"	25.5"
Shelves (#) / Dimensions(W x D)	(1) / 21.38" x 16"	(1) / 27.25" x 16"	(1) / 21.38" x 16"	(1) / 27.25" x 16"
Drawer Pan Capacity (pans by others)	(1) 1/2 and (1) 1/3 size pans, 6" deep	(1) full size pan, 6" deep	(1) 1/2 and (1) 1/3 size pans, 6" deep	(1) full size pan, 6" deep
Crated Shipping Weight	285 lbs.	288 lbs.	295 lbs.	340 lbs.
Crated Shipping Dimensions (L x W x H)	51" x 32" x 36"	62.5" x 34" x 36.5"	51" x 32" x 40.25"	62" x 32" x 40.25"
Voltage	115V/60/1	115V/60/1	115V/60/1	115V/60/1
Amperage (AMP)	2.6	3.3	2.6	3.3
HACR Breaker (AMP)	15	15	15	15
Energy Consumption (kWh / day) ASHRAE	1.4	2.6	1.4	2.6
Heat Rejection (BTU / hr)	203	370	203	370
Voltage Range	104 - 126	104 - 126	104 - 126	104 - 126
Ambient Temp. Range	45° - 100°F	45° - 100°F	45° - 100°F	45° - 100°F
Temperature Range	32° - 52°F	32° - 52°F	32° - 52°F	32° - 52°F
Refrigerant	R290	R290	R290	R290
List Price	<b>\$9,661</b>	<b>\$10,464</b>	<b>\$9,917</b>	<b>\$10,744</b>

Made to order: Allow 4-6 week lead time. Door and drawer configuration is customizable. See Refrigeration Accessories on pages 82-86 for options and prices

Please check with your distributor for availability.



# PREP TABLES SANDWICH TOP REFRIGERATORS



SR27A-8



SR36A-10



SR48A-8



SR48A-12

- Stainless steel interior and exterior front, sides and top
- Provided with full complement of polycarbonate plastic 1/6th size pans 4" deep
- Engineered to maintain NSF-7 temperatures in 100°F ambient.
- Cabinet and doors are insulated with 2" foamed-in-place polyurethane
- 1/2" x 10" Cutting board standard
- Field reversible doors

Model Number	SR27A-8	SR36A-10	SR48A-8	SR48A-12
Nominal Storage Capacity	7.21 ft <sup>3</sup>	9.9 ft <sup>3</sup>	13.66 ft <sup>3</sup>	13.66 ft <sup>3</sup>
Interior Storage Capacity (AHAM)	6.22 ft <sup>3</sup>	8.7 ft <sup>3</sup>	11.95 ft <sup>3</sup>	11.95 ft <sup>3</sup>
Overall Dimensions (W x D x H including 6" casters)	27" x 30" x 44.25"	36" x 30" x 44.25"	48" x 30" x 44.25"	48" x 30" x 44.25"
Depth with Cutting Board installed	30.7"	30.7"	30.7"	30.7"
Depth with Doors Open at 90°	52.5"	58.5"	52.5"	52.5"
Interior Door Opening Width	22.6"	25.5"	19.5"	19.5"
Interior Door Opening Height	23"	23"	23"	22.9"
Adjustable Shelves	1	1	2	2
Shelf Dimensions (W x D)	22" x 16"	31" x 16"	21.3" x 16"	21.25" x 16"
Pan Capacity (# of 1/6 size x 4" deep)	8	10	8	12
Crated Shipping Weight	210 lbs.	245 lbs.	295 lbs.	300 lbs.
Crated Shipping Dimensions (L x W x H)	32" x 29" x 46"	39" x 32" x 46"	51" x 32" x 46"	51" x 32" x 46"
Voltage	115V/60/1	115V/60/1	115V/60/1	115V/60/1
Amperage (AMP)	2.4	2.7	2.5	2.5
HACR Breaker (AMP)	15	15	15	15
Energy Consumption (kWh / day) NSF	1.9	2.6	4	4
Heat Rejection (BTU / hr)	270	364.1	567	567
Voltage Range	104 - 126	104 - 126	104 - 126	104 - 126
Ambient Temp. Range	45° - 100°F	45° - 100°F	45° - 100°F	45° - 100°F
Temperature Range	32° - 52°F	32° - 52°F	32° - 52°F	32° - 52°F
Refrigerant	R290	R290	R290	R290
List Price	<b>\$5,378</b>	<b>\$7,624</b>	<b>\$7,531</b>	<b>\$8,462</b>

See Refrigeration Accessories on pages 82-86 for options and prices







**STEELHEART**

# PREP TABLES SANDWICH TOP REFRIGERATORS



- Stainless steel interior and exterior front, sides and top
- Provided with full complement of polycarbonate plastic 1/6th size pans 4" deep
- Engineered to maintain NSF-7 temperatures in 100°F ambient.
- Cabinet and doors are insulated with 2" foamed-in-place polyurethane
- 1/2" x 10" Cutting board standard
- Field reversible doors

Model Number	SR60A-8	SR60A-12	SR60A-16	SR72A-12	SR72A-16	SR72A-18
Nominal Storage Capacity	17.55 ft <sup>3</sup>	17.55 ft <sup>3</sup>	17.55 ft <sup>3</sup>	21.25 ft <sup>3</sup>	21.25 ft <sup>3</sup>	21.25 ft <sup>3</sup>
Interior Storage Capacity (AHAM)	15.38 ft <sup>3</sup>	15.38 ft <sup>3</sup>	15.38 ft <sup>3</sup>	18.63 ft <sup>3</sup>	18.63 ft <sup>3</sup>	18.63 ft <sup>3</sup>
Overall Dimensions (W x D x H including 6" casters)	60" x 30" x 44.25"	60" x 30" x 44.25"	60" x 30" x 44.25"	72" x 30" x 44.25"	72" x 30" x 44.25"	72" x 30" x 44.25"
Depth with Cutting Board installed	30.7"	30.7"	30.7"	30.7"	30.7"	30.7"
Depth with Doors Open at 90°	58.5"	58.5"	58.5"	52.5"	52.5"	52.5"
Interior Door Opening Width	25.5"	25.5"	25.5"	19.5"	19.5"	19.5"
Interior Door Opening Height	23"	23"	23"	23"	23"	23"
Adjustable Shelves	2	2	2	3	2	2
Shelf Dimensions (W x D)	27.25" x 16"	27.25" x 16"	27.25" x 16"	22" x 16"	22" x 16"	22" x 16"
Pan Capacity (# of 1/6 size x 4" deep)	8	12	16	12	16	18
Crated Shipping Weight	350 lbs.	350 lbs.	365 lbs.	405 lbs.	410 lbs.	420 lbs.
Crated Shipping Dimensions (L x W x H)	62" x 36" x 46"	62" x 32" x 46"	62" x 33" x 46"	73.75" x 32" x 46"	73.75" x 32" x 46"	73.75" x 32" x 46"
Voltage	115V/60/1	115V/60/1	115V/60/1	115V/60/1	115V/60/1	115V/60/1
Amperage (AMP)	6	6	6	6.3	6.3	6.3
HACR Breaker (AMP)	15	15	15	15	15	15
Energy Consumption (kWh / day) NSF	4.3	4.3	4.3	6.2	6.2	6.2
Heat Rejection (BTU / hr)	613	613	613	876	876	876
Voltage Range	104 - 126	104 - 126	104 - 126	104 - 126	104 - 126	104 - 126
Ambient Temp. Range	45° - 100°F	45° - 100°F	45° - 100°F	45° - 100°F	45° - 100°F	45° - 100°F
Temperature Range	32° - 52°F	32° - 52°F	32° - 52°F	32° - 52°F	32° - 52°F	32° - 52°F
Refrigerant	R290	R290	R290	R290	R290	R290
List Price	<b>\$9,172</b>	<b>\$9,324</b>	<b>\$8,835</b>	<b>\$10,802</b>	<b>\$10,895</b>	<b>\$10,383</b>

See Refrigeration Accessories on pages 82-86 for options and prices



**STEELHEART**

# PREP TABLES - SANDWICH TOP REFRIGERATORS with DRAWERS



**SR27A-8D2**



**SR48A-12D4**



**SR48A-12D2\*\***

- Stainless steel interior and exterior front, sides and top
- Provided with full complement of polycarbonate plastic 1/6th size pans 4" deep
- Engineered to maintain NSF-7 temperatures in 100°F ambient
- Cabinet and drawers are insulated with 2" foamed-in-place polyurethane
- 1/2" x 10" Cutting board standard
- 6" Stem casters standard

Model Number	SR27A-8D2	SR48A-12D4	SR48A-12D2
Nominal Storage Capacity	7.21 ft <sup>3</sup>	13.66 ft <sup>3</sup>	13.66 ft <sup>3</sup>
Interior Storage Capacity (AHAM)	6.22 ft <sup>3</sup>	11.95 ft <sup>3</sup>	11.95 ft <sup>3</sup>
Overall Dimensions (W x D x H including 6" casters)	27" x 30" x 44.25"	48" x 30" x 44.25"	48" x 30" x 44.25"
Depth With Cutting Board Installed	30.7"	30.7"	30.7"
Depth With Door Open At 90°	N/A	N/A	52.5"
Depth With Drawer Fully Open	52"	52"	52"
Door/Drawer Opening Width	19.5"	19.5"	19.5"
Adjustable Shelves / Shelf Dimensions (WxD)	N/A	N/A	(1) 21.25" x 16"
Drawer Pan Capacity (pans by others)	(1) 12 x 20 full size pan and (2) ¼ size pans. Bottom drawer will accommodate (1) full size pan.	(1) 1/2 and (1) 1/3 size pan per drawer, 6" deep	(1) 1/2 and (1) 1/3 size pans 6" deep
Pan Capacity (# of 1/6 size x 4" deep)	8 (6" max. pan depth)	12 (6" max. pan depth)	12 (6" max. pan depth)
Crated Shipping Weight	245 lbs	365 lbs.	335 lbs.
Crated Shipping Dimensions (L x W x H)	32" x 29" x 46"	51" x 32" x 46"	51" x 32" x 46"
Voltage	115V/60/1	115V/60/1	115V/60/1
Amperage (AMP)	2.4	2.5	2.5
HACR Breaker (AMP)	15	15	15
Energy Consumption (kWh / day) NSF	1.9	3.2	3.2
Heat Rejection (BTU / hr)	270	452.3	452.3
Voltage Range	104 - 126	104 - 126	104 - 126
Ambient Temp. Range	45° - 100°F	45° - 100°F	45° - 100°F
Temperature Range	32° - 52°F	32° - 52°F	32° - 52°F
Refrigerant	R290	R290	R290
List Price	<b>\$8,427</b>	<b>\$13,491</b>	<b>\$11,442</b>

\*\*Made to order: Allow 4-6 week lead time. Door and drawer configuration is customizable. See Refrigeration Accessories on pages 82-86 for options and prices





**STEELHEART**

# PREP TABLES MEGA TOP REFRIGERATORS



**SR27A-12M**



**SR36A-15M**



**SR48A-12M**



**SR48A-18M**

- Stainless steel interior and exterior front, sides and top
- Provided with full complement of polycarbonate plastic 1/6th size pans
- Engineered to maintain NSF-7 temperatures in 100°F ambient
- Cabinet and doors insulated with 2" foamed-in-place polyurethane
- 1/2" x 10" Cutting board with extended top for greater stability
- 6" Stem casters standard

Model Number	SR27A-12M	SR36A-15M	SR48A-12M	SR48A-18M
Nominal Storage Capacity	7.2 ft <sup>3</sup>	9.9 ft <sup>3</sup>	13.66 ft <sup>3</sup>	13.66 ft <sup>3</sup>
Interior Storage Capacity (AHAM)	6.22 ft <sup>3</sup>	8.7 ft <sup>3</sup>	11.95 ft <sup>3</sup>	11.95 ft <sup>3</sup>
Overall Dimensions (W x D x H including 6" casters)	27" x 34" x 44.25"	36" x 34" x 44.25"	48" x 34" x 44.25"	48" x 34" x 44.25"
Depth with Cutting Board installed	37.3"	37.3"	37.3"	37.3"
Depth with Doors Open at 90°	52.5"	57.5"	52.5"	52.5"
Interior Door Opening Width	22.6"	25.5"	19.5"	19.5"
Interior Door Opening Height	23"	23"	23"	23"
Adjustable Shelves	1	1	2	2
Shelf Dimensions (W x D)	22" x 16"	31" x 16"	21.25" x 16"	21.25" x 16"
Pan Capacity (# of 1/6 size x 4" deep)	12	15	12	18
Crated Shipping Weight	220 lbs.	255 lbs.	305 lbs.	315 lbs.
Crated Shipping Dimensions (L x W x H)	36" x 29" x 46"	38" x 36" x 46"	51" x 36" x 47"	51" x 36" x 46"
Voltage	115V/60/1	115V/60/1	115V/60/1	115V/60/1
Amperage (AMP)	2.4	2.7	2.5	2.5
HACR Breaker (AMP)	15	15	15	15
Energy Consumption (kWh / day) NSF	1.9	2.6	3.2	3.2
Heat Rejection (BTU / hr)	270	364.1	452.3	452.3
Voltage Range	104 - 126	104 - 126	104 - 126	104 - 126
Ambient Temp. Range	45° - 100°F	45° - 100°F	45° - 100°F	45° - 100°F
Temperature Range	32° - 52°F	32° - 52°F	32° - 52°F	32° - 52°F
Refrigerant	R290	R290	R290	R290
List Price	<b>\$6,449</b>	<b>\$8,299</b>	<b>\$9,801</b>	<b>\$9,382</b>

See Refrigeration Accessories on pages 82-86 for options and prices



**STEELHEART**

# PREP TABLES MEGA TOP REFRIGERATORS



- Stainless steel interior and exterior front, sides and top
- Provided with full complement of polycarbonate plastic 1/6th size pans
- Engineered to maintain NSF-7 temperatures in 100°F ambient
- Cabinet and doors are insulated with 2" foamed-in-place polyurethane
- 1/2" x 10" Cutting board with extended top for greater stability
- 6" Stem casters standard

Model Number	SR60A-12M	SR60A-18M	SR60A-24M	SR72A-18M	SR72A-24M	SR72A-30M
Nominal Storage Capacity	17.55 ft <sup>3</sup>	17.55 ft <sup>3</sup>	17.55 ft <sup>3</sup>	21.25 ft <sup>3</sup>	21.25 ft <sup>3</sup>	21.25 ft <sup>3</sup>
Interior Storage Capacity (AHAM)	15.38 ft <sup>3</sup>	15.38 ft <sup>3</sup>	15.38 ft <sup>3</sup>	18.63 ft <sup>3</sup>	18.63 ft <sup>3</sup>	18.63 ft <sup>3</sup>
Overall Dimensions (W x D x H including 6" casters)	60" x 34" x 44.25"	60" x 34" x 44.25"	60" x 34" x 44.25"	72" x 34" x 44.25"	72" x 34" x 44.25"	72" x 34" x 44.25"
Depth With Cutting Board Installed	37.3"	37.3"	37.3"	37.3"	37.3"	37.3"
Depth With Doors Open At 90°	57.5"	57.5"	57.5"	52.5"	52.5"	52.5"
Interior Door Opening Width	25.5"	25.5"	25.5"	19.5"	19.5"	19.5"
Interior Door Opening Height	23"	23"	23"	23"	23"	23"
Adjustable Shelves	2	2	2	2	3	2
Shelf Dimensions (W x D)	27.25" x 16"	27.25" x 16"	27.25" x 16"	22" x 16"	22" x 16"	22" x 16"
Pan Capacity (# of 1/6 size x 4" deep)	12	18	24	18	24	30
Crated Shipping Weight	365 lbs.	375 lbs.	383 lbs.	420 lbs.	435 lbs.	440 lbs.
Crated Shipping Dimensions (L x W x H)	62" x 36" x 46"	62" x 36" x 46"	62" x 36" x 46"	73.75" x 36" x 46"	73.75" x 36" x 46"	73.75" x 36" x 46"
Voltage	115V/60/1	115V/60/1	115V/60/1	115V/60/1	115V/60/1	115V/60/1
Amperage (AMP)	6.0	6.0	6.0	6.1	6.1	6.1
HACR Breaker (AMP)	15	15	15	15	15	15
Energy Consumption (kWh / day) NSF	4.3	4.3	4.3	6.1	6.1	6.1
Heat Rejection (BTU / hr)	613	613	613	874	874	874
Voltage Range	104 - 126	104 - 126	104 - 126	104 - 126	104 - 126	104 - 126
Ambient Temp. Range	45° - 100°F	45° - 100°F	45° - 100°F	45° - 100°F	45° - 100°F	45° - 100°F
Temperature Range	32° - 52°F	32° - 52°F	32° - 52°F	32° - 52°F	32° - 52°F	32° - 52°F
Refrigerant	R290	R290	R290	R290	R290	R290
List Price	<b>\$10,802</b>	<b>\$10,930</b>	<b>\$10,511</b>	<b>\$12,455</b>	<b>\$12,664</b>	<b>\$12,012</b>

See Refrigeration Accessories on pages 82-86 for options and prices





**STEELHEART**

# PREP TABLES - MEGA TOP REFRIGERATORS with DRAWERS



**SR27A-12MD2**



**SR48A-18MD4**



**SR60A-24MD4**



**SR72A-30MD6**

- Stainless steel interior and exterior front, sides and top
- Provided with full complement of polycarbonate plastic 1/6th size pans 4" deep
- Engineered to maintain NSF-7 temperatures in 100°F ambient
- Cabinet and drawers are insulated with 2" foamed-in-place polyurethane
- 1/2" x 10" Cutting board with extended top for greater stability
- 6" Stem casters standard

Model Number	SR27A-12MD2	SR48A-18MD4	SR60A-24MD4	SR72A-30MD6
Nominal Storage Capacity	7.21 ft <sup>3</sup>	13.66 ft <sup>3</sup>	17.55 ft <sup>3</sup>	21.25 ft <sup>3</sup>
Interior Storage Capacity (AHAM)	6.22 ft <sup>3</sup>	11.95 ft <sup>3</sup>	15.4 ft <sup>3</sup>	18.63 ft <sup>3</sup>
Overall Dimensions (W x D x H including 6" casters)	27" x 34" x 44.25"	48" x 34" x 44.25"	60" x 34" x 44.25"	72" x 34" x 44.25"
Depth With Cutting Board Installed	37.3"	37.3"	37.3"	37.3"
Depth With Drawer Fully Open	52"	52"	52"	52"
Drawer Pan Capacity (pans by others)	(1) 12" x 20" x 6" deep pan per drawer	(1) 1/2 and (1) 1/3 size pan per drawer, 6" deep	(1) 12" x 20" x 6" deep pan per drawer	(1) 1/2 and (1) 1/3 size pan per drawer, 6" deep
Pan Capacity (# of 1/6 size x 4" deep)	12 (6" max. pan depth)	18 (6" max. pan depth)	24 (6" max. pan depth)	30 (6" max. pan depth)
Crated Shipping Weight	250 lbs.	380 lbs.	460 lbs.	540 lbs.
Crated Shipping Dimensions (L x W x H)	36" x 29" x 46"	51" x 36" x 46"	62" x 36" x 46"	73.75" x 36" x 46"
Voltage	115V/60/1	115V/60/1	115V/60/1	115V/60/1
Amperage (AMP)	2.4	2.5	6	6.1
HACR Breaker (AMP)	15	15	15	15
Energy Consumption (kWh / day) NSF	1.9	3.2	4.3	6.1
Heat Rejection (BTU / hr)	270	452.3	613	874
Voltage Range	104 - 126	104 - 126	104 - 126	104 - 126
Ambient Temp. Range	45° - 100°F	45° - 100°F	45° - 100°F	45° - 100°F
Temperature Range	32° - 52°F	32° - 52°F	32° - 52°F	32° - 52°F
Refrigerant	R290	R290	R290	R290
List Price	<b>\$10,243</b>	<b>\$14,550</b>	<b>\$17,530</b>	<b>\$21,429</b>

See Refrigeration Accessories on pages 82-86 for options and prices



**STEELHEART**

# PREP TABLES - MEGA TOP DRAWER / DOOR COMBINATIONS



**SR48A-18MD2**



**SR60A-24MD2**



**SR72A-30MD2**



**SR72A-30MD4**

- Stainless steel interior and exterior front sides and top
- Cabinet and drawers are insulated with 2" foamed-in-place polyurethane
- Engineered to maintain NSF-7 temperatures in 100°F ambient
- Provided with full complement of polycarbonate plastic 1/6th size pans 4" deep
- Door/Drawer configuration can be located in any cabinet section
- Field reversible doors

Model Number	SR48A-18MD2	SR60A-24MD2	SR72A-30MD2	SR72A-30MD4
Nominal Storage Capacity	13.66 ft <sup>3</sup>	17.6 ft <sup>3</sup>	21.25 ft <sup>3</sup>	21.25 ft <sup>3</sup>
Interior Storage Capacity (AHAM)	11.95 ft <sup>3</sup>	15.4 ft <sup>3</sup>	19.7 ft <sup>3</sup>	19.7 ft <sup>3</sup>
Overall Dimensions (W x D x H including 6" casters)	48" x 34" x 44.25"	60" x 34" x 44.25"	72" x 34" x 44.25"	72" x 34" x 44.25"
Depth with Cutting Board installed	37.3"	37.3"	37.3"	37.3"
Depth with Door Open at 90°	52.5"	52.5"	52.5"	52.5"
Depth With Drawer Fully Open	52"	52"	52"	52"
Shelves (#) / Dimensions (WxD)	(1) / 21.25" x 16"	(1) / 27.25" x 16"	(2) / 22" x 16"	(1) / 22" x 16"
Drawer Pan Capacity (pans by others)	(1) 1/2 and (1) 1/3 size pan per drawer, 6" deep	(1) full size pan 6" deep	(1) 1/2 and (1) 1/3 size pan per drawer, 6" deep	(1) 1/2 and (1) 1/3 size pan per drawer, 6" deep
Pan Capacity (# of 1/6 size x 4" deep)	18 (6" max. pan depth)	24 (6" max. pan depth)	30 (6" max. pan depth)	30 (6" max. pan depth)
Crated Shipping Weight	345 lbs.	420 lbs.	475 lbs.	510 lbs.
Crated Shipping Dimensions (L x W x H)	51" x 36" x 46"	62" x 36" x 46"	73.75" x 36" x 46"	73.75" x 36" x 46"
Voltage	115V/60/1	115V/60/1	115V/60/1	115V/60/1
Amperage (AMP)	2.5	6.0	6.1	6.1
HACR Breaker (AMP)	15	15	15	15
Energy Consumption (kWh / day) NSF	3.2	4.3	6.1	6.1
Heat Rejection (BTU / hr)	452.3	613	874	874
Voltage Range	104 - 126	104 - 126	104 - 126	104 - 126
Ambient Temp. Range	45° -100°F	45° -100°F	45° -100°F	45° -100°F
Temperature Range	32° - 52°F	32° - 52°F	32° - 52°F	32° - 52°F
Refrigerant	R290	R290	R290	R290
List Price	<b>\$12,699</b>	<b>\$15,737</b>	<b>\$17,204</b>	<b>\$19,229</b>

Made to order: Allow 4-6 week lead time. Door and drawer configuration is customizable. See Refrigeration Accessories on pages 82-86 for options and prices

Please check with your distributor for availability.



**STEELHEART**

# PREP TABLES - PIZZA REFRIGERATORS



**PR46A**



**PR67A**



**PR93A**

- Stainless steel interior and exterior front, sides and top
- Solid state digital controller with temperature alarms and LED display (Fahrenheit or Celsius)
- Engineered to maintain NSF-7 temperatures in 100°F ambient
- Adjustable ducted air distribution for rail/cabinet
- Full complement of 1/3rd size pans are standard
- 1/2" x 19" Cutting board standard

Model Number	PR46A	PR67A	PR93A
Nominal Storage Capacity	11 ft <sup>3</sup>	19.9 ft <sup>3</sup>	30 ft <sup>3</sup>
Overall Dimensions (W x D x H including 6" casters)	46" x 32.25" x 43.5"	67" x 32.25" x 43.5"	93" x 32.25" x 43.5"
Depth with Cutting Board installed	36"	35"	35"
Depth with Doors Open at 90°	59.5"	56.75"	56.75"
Interior Door Opening Width	22.5"	22.5"	22.5"
Interior Door Opening Height	23"	23"	23"
Adjustable Shelves	2	4	6
Shelf Dimensions (W X D)	22" x 16"	24.75" x 25.5"	24.75" x 25.5"
Pan Capacity (# of 1/3 size x 4" deep)	6 (6" max. pan depth)	9 (6" max. pan depth)	12 (6" max. pan depth)
Crated Shipping Weight	312 lbs.	422 lbs.	577 lbs.
Crated Shipping Dimensions (L x W x H)	48.75" x 34.75" x 45"	69" x 34.75" x 45"	95" x 34.75" x 45"
Voltage	115V/60/1	115V/60/1	115V/60/1
Amperage (AMP)	6	6	6.5
HACR Breaker (AMP)	15	15	15
Energy Consumption (kWh / day) NSF	4.8	5.4	6.2
Heat Rejection (BTU / hr)	688	767	877
Voltage Range	104 - 126	104 - 126	104 - 126
Ambient Temp. Range	45° -100°F	45° -100°F	45° -100°F
Control Set Point Range	14° - 45°F	14° - 45°F	14° - 45°F
Refrigerant	R290	R290	R290
List Price	<b>\$10,546</b>	<b>\$14,608</b>	<b>\$19,532</b>

See Refrigeration Accessories on pages 82-86 for options and prices



# PREP TABLES - PIZZA REFRIGERATORS with DRAWERS



**PR46A-D2**



**PR67A-D4**



**PR93A-D6**

- Stainless steel interior and exterior front, sides and top
- Solid state digital controller with temperature alarms and LED display (Fahrenheit or Celsius)
- Provided with full complement of polycarbonate plastic 1/3rd size pans 4" deep
- Engineered to maintain NSF-7 temperatures in 100°F ambient
- Adjustable ducted air distribution for rail/cabinet
- Cabinet and drawers are insulated with 2" foamed-in-place polyurethane
- 1/2" x 19" Cutting board standard

Model Number	PR46A-D2	PR67A-D4	PR93A-D6
Nominal Storage Capacity	11 ft <sup>3</sup>	19.9 ft <sup>3</sup>	30 ft <sup>3</sup>
Overall Dimensions (W x D x H including casters)	46" x 32.25" x 43.5"	67" x 32.25" x 43.5"	93" x 32.25" x 43.5"
Depth with Cutting Board installed	36"	36"	36"
Depth with Drawer Fully Open	57.5"	57.5"	57.5"
Drawer Pan Capacity (pans by others)	(2) 12" x 20" x 6" deep pans	(2) 12" x 20" x 6" deep pans	(2) 12" x 20" x 6" deep pans
Pan Capacity (# of 1/3 size x 4" deep)	6	9	12
Crated Shipping Weight	365 lbs.	511 lbs.	693 lbs.
Crated Shipping Dimensions (L x W x H)	48.75" x 34.75" x 45"	69" x 34.75" x 45"	95" x 34.75" x 45"
Voltage	115V/60/1	115V/60/1	115V/60/1
Amperage (AMP)	6	6	6.5
HACR Breaker (AMP)	15	15	15
Energy Consumption (kWh / day) NSF	4.8	5.4	6.2
Heat Rejection (BTU / hr)	688	767	877
Voltage Range	104 - 126	104 - 126	104 - 126
Ambient Temp. Range	45° -100°F	45° -100°F	45° -100°F
Control Set Point Range	14° - 45°F	14° - 45°F	14° - 45°F
Refrigerant	R290	R290	R290
List Price	<b>\$13,374</b>	<b>\$20,777</b>	<b>\$28,716</b>

See Refrigeration Accessories on pages 82-86 for options and prices







# PREP TABLES - PIZZA DRAWER / DOOR COMBINATIONS



PR67A-D2



PR93A-D2



PR93A-D4

- Stainless steel interior and exterior front sides and top
- Provided with full complement of polycarbonate plastic 1/3rd size pans 4" deep
- Enamel coated evaporator coil
- Engineered to maintain NSF-7 temperatures in 100°F ambient
- Cabinet and drawers are insulated with 2" foamed-in-place polyurethane
- Door/Drawer configuration can be located in any cabinet section
- Adjustable ducted air distribution for rail/cabinet

Model Number	PR67A-D2	PR93A-D2	PR93A-D4
Interior Storage Capacity (AHAM)	19.9 ft <sup>3</sup>	30 ft <sup>3</sup>	30 ft <sup>3</sup>
Overall Dimensions (W x D x H including 6" casters)	67" x 32.25" x 43.5"	93" x 32.25" x 43.5"	93" x 32.25" x 43.5"
Depth with Cutting Board installed	35"	35"	35"
Depth with Door Open at 90°	56.75"	56.75"	56.75"
Depth with Drawer Fully Open	56.5"	56.5"	56.25"
Door Opening Width	22.5"	22.5"	22.5"
Door Opening Height	23"	23"	23"
Shelves (#) / Dimensions (WxD)	(2) / 24.75" x 25.5"	(4) / 24.75" x 25.5"	(2) / 24.75" x 25.5"
Drawer Pan Capacity (pans by others)	(2) 12" x 20" x 6" deep pans	(2) 12" x 20" x 6" deep pans	(2) 12" x 20" x 6" deep pans
Pan Capacity (# of 1/3 size x 4" deep)	9	12	12
Crated Shipping Weight	465 lbs.	616 lbs.	654 lbs.
Crated Shipping Dimensions (L x W x H)	71" x 36" x 45"	95" x 34.75" x 45"	95" x 34.75" x 45"
Voltage	115V/60/1	115V/60/1	115V/60/1
Amperage (AMP)	6	6.5	6.5
HACR Breaker (AMP)	15	15	15
Energy Consumption (kWh / day) NSF	5.4	6.2	6.2
Heat Rejection (BTU / hr)	767	877	877
Voltage Range	104 - 126	104 - 126	104 - 126
Ambient Temp. Range	45° -100°F	45° -100°F	45° -100°F
Temperature Range	14° - 45°F	14° - 45°F	14° - 45°F
Refrigerant	R290	R290	R290
List Price	<b>\$17,879</b>	<b>\$22,908</b>	<b>\$25,957</b>

Made to order: Allow 4-6 week lead time. Door and drawer configuration is customizable. See Refrigeration Accessories on pages 82-86 for options and prices

Please check with your distributor for availability.



# REFRIGERATED EQUIPMENT STANDS



CR36A



CR49A



CR60A



CR72A



CR85A



CR98A



CR110A

- Stainless steel interior and exterior front, sides and top
- 16 gauge stainless steel top with marine edge front and rear and 1" turn-up at each end
- Solid state digital controller with temperature alarms and LED display (Fahrenheit or Celsius)
- Top is provided with an exclusive, built in, ceramic heat shield
- Standard with (4-8) 4" casters all with brakes
- Electronic controls

Model Number	CR36A	CR49A	CR60A	CR72A	CR85A	CR98A	CR110A
<b>Overall Dimensions (W x D x H including 4" casters)</b>	36.5" x 32.25" x 26"	49" x 32.25" x 26"	60.5" x 32.25" x 26"	72.52" x 32.25" x 26"	85" x 32.25" x 26"	98" x 32.25" x 26"	110.5" x 32.25" x 26"
<b>Depth with Drawer Fully Open</b>	55.75"	55.75"	55.75"	55.75"	55.75"	55.75"	55.75"
<b>Maximum Pan Depth</b>	6"	6"	6"	6"	6"	6"	6"
<b>Worktop Maximum Load Capacity</b>	700 lbs	700 lbs	700 lbs	1200 lbs	1200 lbs	1500 lbs	1500 lbs
<b>Drawer Pan Capacity (pans by others)</b>	(1) 12" x 20" x 6" deep pans and (1) 1/2 long pan 6" deep (pans by others)	(2) 12" x 20" x 6" deep pans	(2) 12" x 20" x 6" deep pans	(2) 12" x 20" x 6" deep pans	Left drawers: (3) 12" x 20" x 6" deep pans Right drawers: (2) 12" x 20" x 6" deep pans	(3) 12" x 20" x 6" deep pans	(3) 12" x 20" x 6" deep pans
<b>Pan Capacity (12" x 20")</b>	2	2.5	2.5	8	10	12	12
<b>Crated Shipping Weight</b>	295 lbs.	327 lbs.	370 lbs.	500 lbs.	567 lbs.	640 lbs.	595 lbs.
<b>Crated Shipping Dimensions (L x W x H)</b>	38" x 34.5" x 30.5"	51" x 35.5" x 30.5"	62" x 35.5" x 30.5"	74" x 34.5" x 30.5"	87.25" x 34.5" x 30.5"	100" x 34.5" x 30.5"	112.5" x 34.5" x 30.5"
<b>Voltage</b>	115V/60/1	115V/60/1	115V/60/1	115V/60/1	115V/60/1	115V/60/1	115V/60/1
<b>Amperage (AMP)</b>	2.2	2.7	2.7	3.0	3.0	3.0	3.0
<b>HACR Breaker (AMP)</b>	15	15	15	15	15	15	15
<b>Energy Consumption (kWh / day) NSF</b>	1.6	2.1	2.1	2.78	2.9	3.69	3.69
<b>Heat Rejection (BTU / hr) @ NSF</b>	223	303	303	395	415	525	525
<b>Voltage Range</b>	104 - 126	104 - 126	104 - 126	104 - 126	104 - 126	104 - 126	104 - 126
<b>Ambient Temp. Range</b>	45° - 100°F	45° - 100°F	45° - 100°F	45° - 100°F	45° - 100°F	45° - 100°F	45° - 100°F
<b>Control Set Point Range</b>	32° - 52°F	32° - 52°F	32° - 52°F	32° - 52°F	32° - 52°F	32° - 52°F	32° - 52°F
<b>Refrigerant</b>	R290	R290	R290	R290	R290	R290	R290
<b>List Price</b>	<b>\$14,655</b>	<b>\$15,982</b>	<b>\$16,575</b>	<b>\$19,020</b>	<b>\$22,174</b>	<b>\$24,688</b>	<b>\$25,445</b>

See Refrigeration Accessories on pages 82-86 for options and prices



# GLASS DOOR MERCHANDISERS



**RM-7-HC**

**RM-10-HC**  
ENERGY STAR  
Qualified

**RM-26-HC**  
ENERGY STAR  
Qualified

**RM-45-SD-HC**  
(Sliding doors)

**RM-49-HC**

**RM-65-HC**

- Environmentally friendly R290 hydrocarbon refrigerant
- Forced air evaporator for quick temperature pull down
- Large glass door(s) is energy efficient low-E multi pane glass

- Doors mounted on heavy duty hinges with self-closing mechanism
- Three year parts and labor warranty & Five year compressor warranty
- Locks on doors are standard (accept for RM-7-HC)

Model Number	RM-7-HC	RM-10-HC	RM-26-HC	RM-45-SD-HC	RM-49-HC	RM-65-HC
Nominal Storage Capacity	5.97 ft <sup>3</sup>	8.74 ft <sup>3</sup>	26 ft <sup>3</sup>	38.26 ft <sup>3</sup>	42.61 ft <sup>3</sup>	56.04 ft <sup>3</sup>
Capacity	20 oz. bottles: 102 12 oz. cans: 217	20 oz. bottles: 168 12 oz. cans: 384	20 oz. bottles: 360 12 oz. cans: 900	20 oz. bottles: 560 12 oz. cans: 1260	20 oz. bottles: 630 12 oz. cans: 1440	20 oz. bottles: 830 12 oz. cans: 1926
Overall Dimensions (W x D x H Including Leveling Feet)	21.25" x 25" x 37.75"	25" x 23" x 54.5"	30" x 29.75" x 78"	51" x 30.25" x 78.25"	60" x 29.75" x 78"	78" x 29.75" x 78"
Adjustable Shelves	2 adjustable, 1 floor shelf	3	5	5 per section	5 per section	5 per section
Shelf Dimensions (W x D)	17.75" x 20.75" 18" x 9.25" (Floor)	21" x 17.5"	25.75" x 24"	23" x 20.5"	27" x 21.75"	(C) 27.3" x 21.7" (L/R) 22.4" x 21.7"
Crated Shipping Weight	180 lbs.	230 lbs.	340 lbs.	520 lbs.	610 lbs.	800 lbs.
Crated Shipping Dimensions (L x W x H)	28" x 25" x 44"	28" x 30" x 60"	34" x 34" x 82"	54" x 32.25" x 84"	63" x 32.5" x 86"	81" x 33" x 84"
Voltage	115V/60/1	115V/60/1	115V/60/1	115V/60/1	115V/60/1	115V/60/1
Amperage (AMP)	3.2	1.8	3.2	6.5	7.6	8.2
HACR Breaker (AMP)	15	15	15	15	15	15
Energy Consumption (kWh / day) ENERGY STAR / DOE	1.38	1.1	1.81	4.55	4.37	5.67
Approx. Nominal Compress BTU/HR (HP)	1/8HP	1/5HP	1/3HP	1/2HP	1/2HP	(L) 1/3HP (R) 1/3HP
Voltage Range	104 - 126	104 - 126	104 - 126	104 - 126	104 - 126	104 - 126
Ambient Temp. Range	60° - 86°F	60° - 86°F	60° - 86°F	60° - 86°F	60° - 86°F	60° - 86°F
Control Set Point Range	28° - 40°F	28° - 40°F	28° - 40°F	28° - 40°F	28° - 40°F	28° - 40°F
Refrigerant	R290	R290	R290	R290	R290	R290
List Price	<b>\$4,793</b>	<b>\$5,291</b>	<b>\$6,735</b>	<b>\$9,948</b>	<b>\$10,371</b>	<b>\$13,857</b>

See Refrigeration Accessories on pages 82-86 for options and prices





# SUSHI CASES

## Features & Benefits of HOSHIZAKI Sushi Cases

- Energy efficient LED lights with on/off switch
- Elegant curved front glass design enhances product on display
- Condenser airflow comes in the back and out the side
- Large diameter 1" drain at front, vinyl hose included
- NSF approved thermometer
- Easy to clean ceiling
- Plate space on top of unit, 5.6 inches
- Larger front to back interior, 11 inches
- Interior floor has a radius at all four sides
- Self-contained refrigeration unit - easy to install
- Large diameter upper evaporator with tin plating
- Slightly taller doors with plastic seal at end, opposite of the handle
- Solid food plates with radius groove to fit sushi foods
- Energy-efficient and environmentally friendly R600a refrigerant



Model Number	Condenser	Refrigeration Unit Location (Front View)	Dimensions W x D x H	Shipping Dimensions W x D x H	Electrical	Shipping Weight	List Price
<b>HNC-120BA-R-SLH</b>	Air-Cooled	Right Side	47.2" x 13.6" x 11"	50.5" x 16.5" x 20.5"	115V/60/1	45 Lbs.	<b>\$ 8,708</b>
<b>HNC-120BA-L-SLH</b>	Air-Cooled	Left Side	47.2" x 13.6" x 11"	50.5" x 16.5" x 20.5"	115V/60/1	45 Lbs.	<b>\$ 8,708</b>
<b>HNC-150BA-R-SLH</b>	Air-Cooled	Right Side	59.1" x 13.6" x 11"	62.25" x 16.5" x 20.5"	115V/60/1	115 Lbs.	<b>\$ 9,411</b>
<b>HNC-150BA-L-SLH</b>	Air-Cooled	Left Side	59.1" x 13.6" x 11"	62.25" x 16.5" x 20.5"	115V/60/1	115 Lbs.	<b>\$ 9,411</b>
<b>HNC-180BA-R-SLH</b>	Air-Cooled	Right Side	70.9" x 13.6" x 11"	74" x 16.5" x 20.5"	115V/60/1	130 Lbs.	<b>\$10,525</b>
<b>HNC-180BA-L-SLH</b>	Air-Cooled	Left Side	70.9" x 13.6" x 11"	74" x 16.5" x 20.5"	115V/60/1	130 Lbs.	<b>\$10,525</b>
<b>HNC-210BA-R-SLH</b>	Air-Cooled	Right Side	82.7" x 13.6" x 11"	85.75" x 16.5" x 20.5"	115V/60/1	145 Lbs.	<b>\$11,639</b>
<b>HNC-210BA-L-SLH</b>	Air-Cooled	Left Side	82.7" x 13.6" x 11"	85.75" x 16.5" x 20.5"	115V/60/1	145 Lbs.	<b>\$11,639</b>


"R" - Condensing Unit is on RIGHT from front view

"L" - Condensing Unit is on LEFT from front view


Not intended for overnight storage. NSF Standard 7



**HNC-120BA-L-SLH**



**HNC-210BA-L-SLH**



**HNC-150BA-L-SLH**



**HNC-180BA-L-SLH**



# BACK BAR REFRIGERATORS



**BB59(-S\*)**



**BB69(-S\*)**



**BB80(-S\*)**



**BB95(-S\*)**

- Stainless steel interior with LED lights
- Heavy duty 18-gauge stainless steel top
- Maximum product storage capacity with the ability to store tall boys three high per section
- Black vinyl coated or stainless steel exterior front, sides, and rear
- Doors come with a stainless steel interior liner are self-closing and include locks
- Engineered to maintain NSF-7 temperatures in 100°F ambient

Model Number	BB59(-S*)	BB69(-S*)	BB80(-S*)	BB95(-S*)
Cabinet Dimensions W x D x H	59.5" x 29" x 36.88"	69.5" x 29" x 36.88"	80" x 29" x 36.88"	95.5" x 29" x 36.88"
Capacity (AHAM) cu ft	18.56 ft <sup>3</sup>	22.17 ft <sup>3</sup>	28.74 ft <sup>3</sup>	32.4 ft <sup>3</sup>
Capacity 12oz. cans	852	1014	1092	1302
Door(s)	2	2	3	3
Shelves	4	4	6	6
Capacity 1/2 Barrels	3	3	4	5
HP	1/3	1/3	1/3	1/3
Voltage	115V/60/1	115V/60/1	115V/60/1	115V/60/1
Amperage (AMP)	5.2	2.5	2.5	5.2
NEMA Plug	8 ft. 5-15P	8 ft. 5-15P	8 ft. 5-15P	8 ft. 5-15P
Shipping Dimensions W x D x H	63.5" x 33" x 42"	72.5" x 31.25" x 42.75"	82.5" x 31.25" x 42.75"	101" x 33" x 42"
Shipping Weight	307 lbs.	350 lbs.	430 lbs.	429 lbs.
Refrigerant	R-134a	R290	R290	R-134a
List Price	<b>\$6,530</b> <b>*\$7,776</b>	<b>\$7,147</b> <b>*\$8,555</b>	<b>\$8,241</b> <b>*\$10,651</b>	<b>\$8,392</b> <b>*\$10,802</b>

\*(-S) Stainless Steel Exterior option available - Made to order.  
See Refrigeration Accessories on pages 82-86 for options and prices



# BACK BAR REFRIGERATORS with GLASS DOORS



**BB59-G(-S\*)**



**BB69-G(-S\*)**



**BB80-G(-S\*)**



**BB95-G(-S\*)**

- Stainless steel interior with LED lights
- Heavy duty 18-gauge stainless steel top
- Maximum product storage capacity with the ability to store tall boys three high per section
- Black vinyl coated or stainless steel exterior front, sides, and rear
- Energy efficient Low-E Multi pane glass self-closing doors come standard with barrel locks
- Engineered to maintain NSF-7 temperatures in 100°F ambient

Model Number	BB59-G(-S*)	BB69-G(-S*)	BB80-G(-S*)	BB95-G(S*)
Cabinet Dimensions W x D x H	59.5" x 29" x 36.88"	69.5" x 29" x 36.88"	80" x 29" x 36.88"	95.5" x 29" x 36.88"
Capacity (AHAM) cu ft	18.45 ft <sup>3</sup>	22.14 ft <sup>3</sup>	26.74 ft <sup>3</sup>	32.53 ft <sup>3</sup>
Capacity 12oz. cans	852	1014	1092	1302
Door(s)	2	2	3	3
Shelves	4	4	6	6
Capacity 1/2 Barrels	3	3	4	5
HP	1/3	1/3	1/3	1/3
Voltage	115V/60/1	115V/60/1	115V/60/1	115V/60/1
Amperage (AMP)	5.2	5.2	5.2	2.5
NEMA Plug	8 ft. 5-15P	8 ft. 5-15P	8 ft. 5-15P	8 ft. 5-15P
Shipping Dimensions W x D x H	62.5" x 31.25" x 42.75"	73.5" x 33" x 42"	84" x 33" x 42"	98.5" x 31.25" x 42.75"
Shipping Weight	310 lbs.	357 lbs.	396 lbs.	490 lbs.
Refrigerant	R-134a	R-134a	R-134a	R290
List Price	<b>\$6,833</b> <b>*\$7,880</b>	<b>\$7,729</b> <b>*\$8,986</b>	<b>\$9,114</b> <b>*\$10,942</b>	<b>\$9,277</b> <b>*\$11,454</b>

\*(-S) Stainless Steel Exterior option available - Made to order.  
See Refrigeration Accessories on pages 82-86 for options and prices



# SLIDE TOP BOTTLE COOLERS



**CC50(-S\*)**



**CC65(-S\*)**



**CC80(-S\*)**



**CC95(-S\*)**

- Stainless steel interior
- Heavy duty 18-gauge stainless steel top
- Front breathing, side mount refrigeration is easily accessible by sliding out front for cleaning and service
- Black vinyl coated or stainless steel exterior front, sides, and rear
- Durable stainless steel slide top lids including locks
- Engineered to maintain NSF-7 temperatures in 100°F ambient

Model Number	CC50(-S*)	CC65(-S*)	CC80(-S*)	CC95(-S*)
Cabinet Dimensions† W x D x H	53.5" x 31.25" x 39"	65.5" x 26.5" x 33.38"	80" x 26.5" x 33.38"	95" x 26.5" x 33.38"
Capacity (AHAM) cu ft	14.4 ft³	19.6 ft³	24.67 ft³	27.98 ft³
Capacity 12oz. / 20oz. Cans	704 / 286	890 / 360	1150 / 547	1408 / 672
Lids	2	2	3	3
Bin Dividers	3	4	6	7
HP	1/4	1/3	1/3	1/2
Voltage	115V/60/1	115V/60/1	115V/60/1	115V/60/1
Amperage (AMP)	5.9	6.2	6.2	6.5
NEMA Plug	8 ft. 5-15P	8 ft. 5-15P	8 ft. 5-15P	8 ft. 5-15P
Shipping Dimensions W x D x H	53.5" x 31.25" x 29"	69.5" x 33" x 42"	84" x 33" x 42"	101" x 33" x 42"
Shipping Weight	236 lbs.	275 lbs.	315 lbs.	379 lbs.
Refrigerant	R-134a	R-134a	R-134a	R-134a
List Price	<b>\$5,529</b> <b>*\$6,623</b>	<b>\$6,146</b> <b>*\$7,194</b>	<b>\$7,764</b> <b>*\$8,881</b>	<b>\$8,195</b> <b>*\$9,417</b>

\*(-S) Stainless Steel Exterior option available - Made to order.

† Does not include 1" rear cabinet bumper or bottle cap catcher depth  
See Refrigeration Accessories on pages 82-86 for options and prices



# DIRECT DRAW REFRIGERATORS



**DD24(-S\*)**



**DD59(-S\*)**



**DD69(-S\*)**



**DD80(-S\*)**



**DD95(-S\*)**

- Stainless steel interior
- Heavy duty 18-gauge stainless steel top
- Polished stainless-steel insulated towers with plated brass faucet
- Black vinyl coated or stainless steel exterior front, sides, and rear
- Stainless steel threshold protects door frame from damage when loading and unloading
- Keg cushions standard to protect floor and increase air flow around kegs

Model Number	DD24(-S*)	DD59(-S*)	DD69(-S*)	DD80(-S*)	DD95(-S*)
Cabinet Dimensions W x D x H	24.88" x 30" x 39.38"	59.5" x 29" x 36.88"	69.5" x 29" x 36.88"	80" x 29" x 36.88"	95.5" x 29" x 36.88"
Capacity (AHAM) cu ft	7.46 ft <sup>3</sup>	18.45 ft <sup>3</sup>	22.14 ft <sup>3</sup>	26.79 ft <sup>3</sup>	32.53 ft <sup>3</sup>
Door(s)	1	2	2	3	3
Tower(s)	1	2	2	2	2
Tap(s)	1	3	3	4	4
Capacity 1/2 Barrels	1	2	3	4	5
HP	1/6	1/3	1/3	1/3	1/3
Voltage	115V/60/1	115V/60/1	115V/60/1	115V/60/1	115V/60/1
Amperage (AMP)	2.5	2.5	2.5	2.5	2.5
NEMA Plug	5-15P	5-15P	5-15P	5-15P	5-15P
Shipping Dimensions W x D x H	28" x 33" x 43"	62.5" x 31.25" x 42.5"	72.5" x 31.25" x 42.5"	82.5" x 31.25" x 42.5"	98.5" x 31.25" x 42.5"
Shipping Weight	165 lbs.	345 lbs.	360 lbs.	385 lbs.	430 lbs.
Refrigerant	R290	R290	R290	R290	R290
List Price	<b>\$4,761</b> *\$6,053	<b>\$7,950</b> *\$9,405	<b>\$8,753</b> *\$11,023	<b>\$9,324</b> *\$11,326	<b>\$9,475</b> *\$11,500

\*(-S) Stainless Steel Exterior option available - Made to order.  
See Refrigeration Accessories on pages 82-86 for options and prices





**ER1A-FS**  
ENERGY STAR  
Qualified



**ER2A-FS**  
ENERGY STAR  
Qualified

- Stainless steel interior floor with aluminum sides, rear, and top
- Stainless steel exterior door(s) come standard with lock(s)
- Energy efficient interior LED light
- Time initiated automatic defrost
- Energy efficient heated condensate removal
- Heavy duty grey epoxy coated shelves are adjustable in 1/2" increments; 3 per section. 105 lbs. capacity

Model Number	ER1A-FS	ER2A-FS
Interior Storage Capacity (AHAM)	17.8 ft <sup>3</sup>	38.61 ft <sup>3</sup>
Overall Dimensions (W x D x H including 4" casters)	27" x 29.63" x 81.63"	54.37" x 29.63" x 81.63"
Depth with Doors Open at 90°	55.38"	55.38"
Interior Door Opening Width	22.25"	22.9"
Interior Door Opening Height	52.1"	52.1"
Adjustable Shelves	3	6
Shelf Dimensions (W x D)	21.5" x 23.1"	24.3" x 21.7"
Crated Shipping Weight	279 lbs.	523 lbs.
Crated Shipping Dimensions (L x W x H)	31.5" x 28.75" x 84"	58" x 31.5" x 84"
Voltage	115V/60/1	115V/60/1
Amperage (AMP)	2	4.3
HACR Breaker (AMP)	15	15
Energy Consumption (kWh / day) ASHRAE	1.06	2.1
Heat Rejection (BTU / hr)	1960(1/5HP)	4291(1/3HP)
Voltage Range	103 - 127	103 - 127
Ambient Temp. Range	45° to 100°F	45° to 100°F
Control Set Point Range	33° to 39°F	33° to 39°F
Refrigerant	R290	R290
List Price	<b>\$4,482</b>	<b>\$6,972</b>

See Refrigeration Accessories on pages 82-86 for options and prices



**EF1A-FS**



**EF2A-FS**

- Stainless steel interior floor with aluminum sides, rear, and top
- Stainless steel exterior door(s) come standard with lock(s)
- Energy efficient interior LED light

- Time initiated automatic defrost
- Energy efficient heated condensate removal
- Heavy duty grey epoxy coated shelves are adjustable in 1/2" increments; 3 per section. 105 lbs. capacity

Model Number	EF1A-FS	EF2A-FS
Interior Storage Capacity (AHAM)	17.74 ft <sup>3</sup>	38.54 ft <sup>3</sup>
Overall Dimensions (W x D x H including 4" casters)	27" x 29.63" x 81.63"	54.37" x 29.63" x 81.63"
Depth with Doors Open at 90°	55.38"	55.38"
Interior Door Opening Width	22.25"	22.9"
Interior Door Opening Height	52.1"	52.1"
Adjustable Shelves	3	6
Shelf Dimensions (W x D)	21.5" x 23.1"	24.3" x 21.7"
Crated Shipping Weight	279 lbs.	523 lbs.
Crated Shipping Dimensions (L x W x H)	31.5" x 28.75" x 84"	58" x 31.5" x 84"
Voltage	115V/60/1	115V/60/1
Amperage (AMP)	3.2	4.7
HACR Breaker (AMP)	15	15
Energy Consumption (kWh / day) ASHRAE	4.62	8.8
Heat Rejection (BTU / hr)	1399(1/3HP)	2074(1/2HP)
Voltage Range	103 - 127	103 - 127
Ambient Temp. Range	45° to 100°F	45° to 100°F
Control Set Point Range	-5° to 5°F	-5° to 5°F
Refrigerant	R290	R290
List Price	<b>\$5,416</b>	<b>\$8,117</b>

See Refrigeration Accessories on pages 82-86 for options and prices

# UNDERCOUNTER ECONOMY REFRIGERATORS & FREEZERS



**EUR27A**  
ENERGY STAR  
Qualified



**EUR48A**  
ENERGY STAR  
Qualified



**EUF27A**  
ENERGY STAR  
Qualified



**EUF48A**  
ENERGY STAR  
Qualified

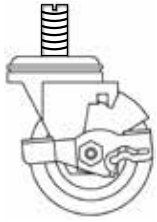
- Stainless steel interior floor with aluminum sides, rear, and top
- Stainless steel exterior door(s) come standard with lock(s)
- Energy efficient interior LED light
- Time initiated automatic defrost
- Energy efficient heated condensate removal
- Heavy duty grey epoxy coated shelves are adjustable in 1/2" increments; 3 per section. 105 lbs. capacity

Model Number	EUR27A	EUR48A	EUF27A	EUF48A
Interior Storage Capacity (AHAM)	6.33 ft <sup>3</sup>	12.09 ft <sup>3</sup>	6.33 ft <sup>3</sup>	12.09 ft <sup>3</sup>
Overall Dimensions (W x D x H including 4" casters)	27" x 30" x 33.75"	47.75" x 30" x 33.75"	27" x 30" x 33.75"	47.75" x 30" x 33.75"
Depth with Doors Open at 90°	54.5"	51.5"	55.75"	52.75"
Interior Door Opening Width	22.6"	19.5"	22.6"	19.5"
Interior Door Opening Height	22.75"	22.75"	22.75"	22.75"
Adjustable Shelves	1	2	1	2
Shelf Dimensions (W x D)	22" x 16"	21.25" x 16"	22" x 16"	21.25" x 16"
Crated Shipping Weight	200 lbs.	290 lbs.	200 lbs.	290 lbs.
Crated Shipping Dimensions (L x W x H)	33" x 29" x 37"	52" x 33" x 37"	33" x 29" x 37"	52" x 33" x 37"
Voltage	115V/60/1	115V/60/1	115V/60/1	115V/60/1
Amperage (AMP)	1.5	1.8	1.2	1.7
HACR Breaker (AMP)	15	15	15	15
Energy Consumption (kWh / day) ASHRAE	0.95	1.21	1.92	3.44
Heat Rejection (BTU / hr)	1289(1/6HP)	1709(1/6HP)	993(1/6HP)	1468(1/6HP)
Voltage Range	115-127	115-127	115-127	115-127
Ambient Temp. Range	45° to 100°F	45° to 100°F	45° to 100°F	45° to 100°F
Control Set Point Range	33° to 39°F	33° to 39°F	33° to 39°F	33° to 39°F
Refrigerant	R290	R290	R290	R290
List Price	<b>\$3,673</b>	<b>\$4,980</b>	<b>\$4,109</b>	<b>\$5,540</b>

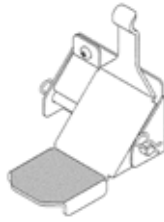
See Refrigeration Accessories on pages 82-86 for options and prices




# REFRIGERATION ACCESSORIES



**CASTERS**



**FOOT PEDAL  
DOOR OPENER**



**SHELVES**



**TRAY / PAN SLIDES**

## CASTERS & LEGS

Model Number	Description	List Price
HS-3546	4" Casters - Set of four, two with brakes (1/2 Section Uprights)	\$498
HS-3547	4" Casters - Set of six, three with brakes (3 Section Uprights)	\$772
HS-5035	4" Casters - Set of four, two with brakes (1, 2 & 3 Section Horizontal Units)	\$137
HS-5036	6" Casters - Set of four, two with brakes (1, 2 & 3 Section Horizontal Units)	\$174
HS-5037	2 1/4" Casters - Set of four, two with brakes (1 & 2 Section Undercounters) for ADA Compliant dimensions	\$149
HS-5320	3 3/8" Casters - Set of four, two with brakes (for pizza prep tables) for ADA Compliant dimensions	\$137
HS-5321	3 3/8" Casters - Set of six, three with brakes (for pizza prep tables) for ADA Compliant dimensions	\$187

## FOOT PEDALS

Model Number	Description	For Use With Steelheart Models	List Price
HS-5378	One Door Foot Pedal	Left Hand Hinge	\$361
HS-5379	One Door Foot Pedal	Right Hand Hinge	\$361
HS-5380	Two Door Foot Pedal	n/a	\$610
HS-5555	Left-Hinged Door Foot Pedal (right foot pedal)	Commercial Series and Steelheart solid door undercounter, worktop and sandwich prep table models.	\$361
HS-5556	Right-Hinged Door Foot Pedal (left foot pedal)	Commercial Series and Steelheart solid door undercounter, worktop and sandwich prep table models.	\$361

## DOOR REVERSAL KIT

Model Number	Description	List Price
HS-5258	Door Reversal Kit - Undercounter Glass Door Models (Right Hinge to Left Hinge)	\$237
HS-5259	Door Reversal Kit - Undercounter Glass Door Models (Left Hinge to Right Hinge)	\$237

## SHELVES

Model Number	Description	For Use With Steelheart Models	List Price
HS-5052	Industrial Strength Epoxy Coated Shelf, Includes 4 Pilaster Clips	1,2,3 Section Uprights	\$237
HS-5053	Industrial Strength Epoxy Coated Shelf, 3 each, Includes 12 Pilaster Clips	1,2,3 Section Uprights	\$361
HS-5054	Industrial Strength Stainless Steel Shelf, Includes 4 Pilaster Clips	1,2,3 Section Uprights	\$374
HS-3504	Industrial Strength Stainless Steel Center Shelf	2 Section Uprights	\$349



# REFRIGERATION ACCESSORIES

## SHELVES...CONTINUED

<b>HS-3505</b>	Industrial Strength Stainless Steel Center Shelf , 3 each	2 Section Uprights	<b>\$535</b>
<b>HS-3509</b>	Industrial Strength Epoxy Coated Shelf Center Shelf	2 Section Uprights	<b>\$261</b>
<b>HS-3510</b>	Industrial Strength Epoxy Coated Shelf Center Shelf, 3 each	2 Section Uprights	<b>\$423</b>
<b>HS-3550</b>	Pass-Thru Epoxy Shelf, 3 pack	1 & 2 Section Models	<b>\$330</b>
<b>HS-3551</b>	Pass-Thru Epoxy Shelf, 1 pack	1 & 2 Section Models	<b>\$286</b>
<b>HS-3552</b>	Pass-Thru Stainless Steel Shelf, 3 Pack	1 & 2 Section Models	<b>\$996</b>
<b>HS-3553</b>	Pass-Thru Stainless Steel Shelf, 1 Pack	1 & 2 Section Models	<b>\$486</b>
<b>HS-5388</b>	Industrial Strength Epoxy Coated Shelf Center Shelf, 1 each	3 Section Uprights	<b>\$261</b>
<b>HS-5389</b>	Industrial Strength Epoxy Coated Shelf Center Shelf, 3 each	3 Section Uprights	<b>\$623</b>
<b>HS-5057</b>	Tempered Glass Shelves, 3 each	For use with HR24B	<b>\$261</b>
<b>HS-5058</b>	Epoxy Coated Wire Shelf, Includes 4 Pilaster Clips	All 27" and 72" Undercounters, Worktops and Prep Tables	<b>\$125</b>
<b>HS-5235</b>	Epoxy Coated Wire Shelf, Includes 4 Pilaster Clips	All 36" Undercounters, Worktops and Prep Tables	<b>\$187</b>
<b>HS-5059</b>	Epoxy Coated Wire Shelf, Includes 4 Pilaster Clips	All 48" Undercounters, Worktops and Prep Tables	<b>\$125</b>
<b>HS-5108</b>	Epoxy Coated Wire Shelf, Includes 4 Pilaster Clips	All 60" Undercounters, Worktops and Prep Tables	<b>\$149</b>
<b>HS-5116</b>	Stainless Steel Shelf, Includes 4 Pilaster Clips	All 27" and 72" Undercounters, Worktops and Prep Tables	<b>\$286</b>
<b>HS-5117</b>	Stainless Steel Shelf, Includes 4 Pilaster Clips	All 48" Undercounters, Worktops and Prep Tables	<b>\$349</b>
<b>HS-5118</b>	Stainless Steel Shelf, Includes 4 Pilaster Clips	All 60" Undercounters, Worktops and Prep Tables	<b>\$411</b>
<b>HS-5151</b>	Epoxy Coated Wire Shelf, Includes 4 Pilaster Clips	PR67/93	<b>\$237</b>
<b>HS-5152</b>	Epoxy Coated Wire Shelf, Includes 4 Pilaster Clips	PR46A	<b>\$237</b>
<b>HS-5153</b>	Stainless Steel Shelf, Includes 4 Pilaster Clips	PR67/93	<b>\$423</b>
<b>HS-5154</b>	Stainless Steel Shelf, Includes 4 Pilaster Clips	PR46A	<b>\$436</b>

## OVERSHELVES

Model Number	Description	For Use With	List Price
<b>HS-5172<sup>†</sup></b>	Single Overshelf for 27" Cabinet	27" Undercounters, Worktops, Sandwich Top & Mega Top	<b>\$784</b>
<b>HS-5237<sup>†</sup></b>	Single Overshelf for 36" Cabinet	36" Undercounters, Worktops, Sandwich Top & Mega Top	<b>\$872</b>
<b>HS-5173<sup>†</sup></b>	Single Overshelf for 48" Cabinet	48" Undercounters, Worktops, Sandwich Top & Mega Top	<b>\$909</b>
<b>HS-5174<sup>†</sup></b>	Single Overshelf for 60" Cabinet	60" Undercounters, Worktops, Sandwich Top & Mega Top	<b>\$1,108</b>
<b>HS-5175<sup>†</sup></b>	Single Overshelf for 72" Cabinet	72" Undercounters, Worktops, Sandwich Top & Mega Top	<b>\$1,332</b>
<b>HS-5163<sup>†</sup></b>	Double Overshelf for 27" Cabinet	27" Undercounters, Worktops, Sandwich Top & Mega Top	<b>\$984</b>
<b>HS-5236<sup>†</sup></b>	Double Overshelf for 36" Cabinet	36" Undercounters, Worktops, Sandwich Top & Mega Top	<b>\$1,183</b>
<b>HS-5164<sup>†</sup></b>	Double Overshelf for 48" Cabinet	48" Undercounters, Worktops, Sandwich Top & Mega Top	<b>\$1,407</b>
<b>HS-5165<sup>†</sup></b>	Double Overshelf for 60" Cabinet	60" Undercounters, Worktops, Sandwich Top & Mega Top	<b>\$2,017</b>
<b>HS-5166<sup>†</sup></b>	Double Overshelf for 72" Cabinet	72" Undercounters, Worktops, Sandwich Top & Mega Top	<b>\$2,602</b>
<b>HS-5229**</b>	Single Overshelf for 46" / 93" Cabinet	46" / 93" Pizza Prep Tables 93" cabinets can accommodate (2) HS-5229 Single Overshelves	<b>\$996</b>
<b>HS-5231<sup>†</sup></b>	Single Overshelf for 67" Cabinet	67" Pizza Prep Tables	<b>\$1,183</b>
<b>HS-5228**</b>	Double Overshelf for 46" / 93" Cabinet	46" / 93" Pizza Prep Tables 93" cabinets can accommodate (2) HS-5228 Double Overshelves	<b>\$1,506</b>
<b>HS-5230<sup>†</sup></b>	Double Overshelf for 67" Cabinet	67" Pizza Prep Tables	<b>\$1,967</b>

<sup>†</sup>Compatible with models manufactured since March 2016. (Serial # FXXXXXC and after)

<sup>‡</sup>Compatible with models manufactured since January 2017. (Serial # GXXXXXA and after)

\* 93" cabinets can accommodate (2) HS-5229 Single Overshelves or (2) HS-5228 Double Overshelves.

**TRAY / PAN SLIDES****(16) Sets on 3" Centers per section is the recommended maximum capacity for Uprights. Units can hold as many as (24) sets on 2" Centers per section.**

Model Number	Description	List Price
HS-3557	Stainless Steel Bottom Support Universal Pan Slides (1 Set), Includes 4 Pilaster Clips	\$224
HS-3558	Stainless Steel Bottom Support Universal Pan Slides (4 Sets), Includes 16 Pilaster Clips	\$735
HS-5092	Stainless Steel Bottom Support Wire Tray Slides (1 Set) for 18x26 Baker Pan Only, Includes 4 Pilaster Clips	\$162
HS-5093	Stainless Steel Bottom Support Wire Tray Slides (4 Sets) for 18x26 Baker Pan Only, Includes 16 Pilaster Clips	\$523

**PIZZ PREP TABLES - PAN SLIDES**

Model Number	Description	List Price
HS-5514	Removable Tray Pan Rack For pr- Accommodates (6) 18" x 26" Sheet Pans With 3" Spacing	\$1,133

**FLAT LIFT OFF COVERS**

Model Number	Description	For Use With	List Price
HS-5070	Flat Lift-Off Stainless Steel Cover - 12 pan Mega Top opening	SR27A-12M, SR48A-12M, SR60A-12M *SR60A-24M, *SR72A-24M, SR27A-12MD *SR60A-24MD4 (*2 of each cover required per model)	\$361
HS-5279	Flat Lift-Off Stainless Steel Cover - 15 pan Mega Top opening	SR36A-15M	\$361
HS-5071	Flat Lift-Off Stainless Steel Cover - 18 pan Mega Top opening	SR48A-18M, SR60A-18M, SR72A-18M SR48A-18MD4	\$361
HS-5072	Flat Lift-Off Stainless Steel Cover - SR27A-8	SR27A-8, SR27A-8D	\$361
HS-5073	Flat Lift-Off Stainless Steel Cover - SR48A-8	SR48A-8, SR60A-8	\$361
HS-5278	Flat Lift-Off Stainless Steel Cover - 10 pan Sandwich Top opening	SR36A-10	\$361
HS-5074	Flat Lift-Off Stainless Steel Cover - 12 pan Sandwich Top opening	SR48A-12, SR48A-12MD4, SR60A-12, SR72A-12	\$361
HS-5106	Flat Lift-Off Stainless Steel Cover - SR60A-16, SR72A-16	SR60A-16, SR72A-16	\$461
HS-5107	Flat Lift-Off Stainless Steel Cover - SR72A-18	SR72A-18	\$461
HS-5070 + HS-5071	Flat Lift-Off Stainless Steel Cover - 12 pan Mega Top opening Flat Lift-Off Stainless Steel Cover - 18 pan Mega Top opening	SR72A-30M, SR72A-30M6 (1 of each cover required per model)	\$361 (Each Cover)

**COMPOSITE CUTTING BOARDS**

Model Number	Description	For Use With	List Price
HS-5265	10" x 27" x 1/2" Composite Cutting Board	27" Sandwich Top & Mega Top	\$349
HS-5266	10" x 36" x 1/2" Composite Cutting Board	36" Sandwich Top & Mega Top	\$461
HS-5267	10" x 48" x 1/2" Composite Cutting Board	48" Sandwich Top & Mega Top	\$610
HS-5268	10" x 60" x 1/2" Composite Cutting Board	60" Sandwich Top & Mega Top	\$759
HS-5269	10" x 72" x 1/2" Composite Cutting Board	72" Sandwich Top & Mega Top	\$909
HS-5270	19" x 46" x 1/2" Composite Cutting Board	46" Pizza Prep Tables	\$1,108
HS-5271	19" x 67" x 1/2" Composite Cutting Board	67" Pizza Prep Table	\$1,681
HS-5272	19" x 93" x 1/2" Composite Cutting Board	93" Pizza Prep Table	\$2,341

**GLASS DOOR MERCHANDISER ACCESSORIES**

Model Number	Description	For Use With	List Price
HS-5446	Organizer Shelf With Tracks, Includes 4 Pilaster Clips	RM-10-HC	\$187
HS-5291	Organizer Shelf With Tracks, Includes 4 Pilaster Clips	RM-26-HC	\$199
HS-5293	Organizer Shelf With Tracks, Includes 4 Pilaster Clips	RM-45-SD-HC	\$199
HS-5295	Organizer Shelf With Tracks, Includes 4 Pilaster Clips	RM-49-HC	\$199
HS-5290	Price Tag Holder	RM-10-HC	\$25

**GLASS DOOR MERCHANDISER ACCESSORIES - CONTINUED**

<b>HS-5292</b>	Price Tag Holder	RM-26-HC	<b>\$25</b>
<b>HS-5294</b>	Price Tag Holder	RM-45-SD-HC	<b>\$25</b>
<b>HS-5296</b>	Price Tag Holder	RM-49-HC	<b>\$25</b>
<b>HS-5447</b>	Epoxy Shelf, Includes 4 Pilaster Clips	RM-10-HC	<b>\$137</b>
<b>HS-5317</b>	Epoxy Shelf, Includes 4 Pilaster Clips	RM-26-HC	<b>\$174</b>
<b>HS-5318</b>	Epoxy Shelf, Includes 4 Pilaster Clips	RM-45-SD-HC	<b>\$174</b>
<b>HS-5319</b>	Epoxy Shelf, Includes 4 Pilaster Clips	RM-49-HC	<b>\$174</b>
<b>HS-5343</b>	Epoxy Shelf, Includes 4 Pilaster Clips	RM-7-HC	<b>\$87</b>
<b>HS-5344</b>	Epoxy Floor Shelf	RM-7-HC	<b>\$62</b>
<b>HS-5288</b>	4" Casters-Set Of Four, Two With Brakes	RM-10-HC, RM-26-HC, RM-45-SD-HC, RM-49-HC	<b>\$149</b>
<b>HS-5460</b>	Flat Epoxy coated shelf, RM-65-HC Middle Section	RM-65-HC	<b>\$174</b>
<b>HS-5461</b>	Flat Epoxy coated shelf, RM-65-HC Right & Left Section	RM-65-HC	<b>\$174</b>
<b>HS-5465</b>	Organizer Shelf with Tracks, Middle Section	RM-65-HC	<b>\$199</b>
<b>HS-5466</b>	Organizer Shelf with Tracks, Right & Left Section	RM-65-HC	<b>\$199</b>

**BACK BAR ACCESSORIES**

Model Number	Description	For Use With	List Price
<b>HS-5408</b>	Low Profile 3" Casters & Rail (2 rails, 4 casters & hardware)	BB59, BB69, BB59-G, BB69-G, CC50, CC65, DD59, DD69	<b>\$535</b>
<b>HS-5409</b>	Low Profile 3" Casters & Rail (3 rails, 6 casters & hardware)	BB80, BB95, BB80-G, BB95-G, CC80, CC95, DD80, DD95	<b>\$934</b>
<b>HS-5410</b>	Complete Door Assembly-Solid, Right Hinge	All Back Bar and Direct Draw Models except DD24	<b>\$336</b>
<b>HS-5411</b>	Complete Door Assembly-Solid, Left Hinge	All Back Bar and Direct Draw Models except DD24, BB80, BB80-G, DD80	<b>\$336</b>
<b>HS-5412</b>	Complete Door Left Section Assembly-Solid, Left Hinge 80"	BB80, DD80, BB80-G	<b>\$336</b>
<b>HS-5413</b>	Complete Door Assembly-Glass, Right Hinge	All Back Bar and Direct Draw Models except DD24	<b>\$672</b>
<b>HS-5414</b>	Complete Door Assembly-Glass, Left Hinge	BB59, BB69, BB95, BB59-G, BB69-G, DD59, DD69, DD95	<b>\$672</b>
<b>HS-5415</b>	Complete Door Left Section Assembly-Glass, Left Hinge 80"	BB80, DD80, BB80-G	<b>\$672</b>
<b>HS-5417</b>	Flat Shelf, 59" & Right 80" Cabinets, 21.25" x 21.4", Includes 4 SS pilaster clips	BB59, BB59-G, DD59, (Right Section) BB80, BB80-G, DD80	<b>\$137</b>
<b>HS-5418</b>	Flat Shelf, 69" & 95" Cabinets, 26" x 21.4", Includes 4 SS pilaster clips	BB69, BB69-G, BB95, DD69, DD95, BB95-G	<b>\$137</b>
<b>HS-5419</b>	Flat Shelf Center, 80" Cabinets, 23.1" x 21.4", Includes 4 SS pilaster clips	(Center) BB80, BB80-G, DD80	<b>\$137</b>
<b>HS-5420</b>	Flat Shelf Left, 80" Cabinets, 18" x 21.4", Includes 4 SS pilaster clips	(Left Section) BB80, BB80-G, DD80	<b>\$137</b>
<b>HS-5421</b>	Set of 4 Pilasters 20.2"	All Back Bar and Direct Draw Models	<b>\$137</b>
<b>HS-5515</b>	Bottle Dividers for Back Bar Shelves, 6 Pack with 12 clips	All Back Bar	<b>\$156</b>

**MISCELLANEOUS ACCESSORIES**

Model Number	Description	For Use With	List Price
<b>HS-4007</b>	Drawer Assembly Divider Bar (Accommodates 1/2, 1/3 and 1/6 Size Pans)	Undercounters, Worktops, Prep Tables, Equipment Stands	<b>\$50</b>
<b>HS-4009</b>	12" Rail Divider Bar	Prep Tables	<b>\$37</b>
<b>HS-5069</b>	Sandwich Top Rail Adapter Bar - 12.6" x 1.0" (front to back)	Sandwich Top & Mega Top Prep Tables	<b>\$37</b>
<b>HS-5280</b>	Full Size Pan Adapter Bar for UR27A-8 Rail	Sandwich Top Prep Tables	<b>\$50</b>

**MISCELLANEOUS ACCESSORIES - CONTINUED**

<b>HS-5281</b>	Full Size Pan Adapter Bar for SR36A-10 Rail	Sandwich Top Prep Tables	<b>\$50</b>
<b>HS-5075</b>	Stainless Back - 27" Horizontal Models (factory installed only)	Refrigerator & Prep	<b>\$498</b>
<b>HS-5476</b>	Black kickplate for HR15A	HR15A	<b>\$31</b>
<b>HS-5171</b>	Stainless Back - 27" Horizontal Models (factory installed only)	Freezer	<b>\$510</b>
<b>HS-5277</b>	Stainless Back - 36" Horizontal Models (factory installed only)	Refrigerator, Freezer	<b>\$573</b>
<b>HS-5076</b>	Stainless Back - 48" Horizontal Models (factory installed only)	Refrigerator	<b>\$647</b>
<b>HS-5527</b>	Stainless Back - 48" Horizontal Models (factory installed only)	Freezer & Prep	<b>\$647</b>
<b>HS-5085</b>	Stainless Back - 60" Horizontal Models (factory installed only)	Refrigerator	<b>\$735</b>
<b>HS-5170</b>	Stainless Back - 60" Horizontal Models (factory installed only)	Freezer & Prep	<b>\$735</b>
<b>HS-5086</b>	Stainless Back - 72" Horizontal Models (factory installed only)	Prep	<b>\$847</b>
<b>HS-5528</b>	Stainless Back - 72" Horizontal Models (factory installed only)	Refrigerator	<b>\$847</b>
<b>HS-5112</b>	Stacking Kit - UR27A & UF27A	Undercounters	<b>\$523</b>
<b>HS-5184</b>	All Mega Top divider front to back	Mega Top Prep Tables	<b>\$50</b>
<b>HS-5185</b>	All Mega Top & Sandwich Prep 27-8 divider side to side (outer)	Sandwich Top & Mega Top Prep Tables	<b>\$37</b>
<b>HS-5186</b>	Mega Top 18M & 30M divider side to side (center)	Mega Top Prep Tables	<b>\$37</b>
<b>HS-5187</b>	Sandwich Prep 27-8 divider front to back	Sandwich Top Prep Tables	<b>\$37</b>
<b>HS-5188</b>	Sandwich Prep 48-8 and 12, 16, 18 pan openings divider front to back	Sandwich Top Prep Tables	<b>\$37</b>
<b>HS-5189</b>	Sandwich Prep 48-8 and 12, 16, 18 pan openings side to side (outer)	Sandwich Top Prep Tables	<b>\$37</b>
<b>HS-5190</b>	Sandwich Prep 12 & 16 pan openings side to side (center)	Sandwich Top Prep Tables	<b>\$37</b>
<b>HS-5191</b>	Sandwich Prep 18 pan openings side to side (outer)	Sandwich Top Prep Tables	<b>\$50</b>
<b>HS-5192</b>	Sandwich Prep 18 pan openings side to side (center)	Sandwich Top Prep Tables	<b>\$50</b>
<b>HS-5453</b>	Heated Condensate Pan Kit	≥46" Undercounter, Worktop and Prep Tables	<b>\$510</b>
<b>HS-5462</b>	Heated Condensate Pan	Steelheart Uprights	<b>\$535</b>
<b>HS-5526</b>	Stainless Steel Rear Panel for 1 Section Upright, (factory installed only)	Steelheart Uprights	<b>\$1,040</b>
<b>HS-5525</b>	Stainless Steel Rear Panel for 2 Section Upright, (factory installed only)	Steelheart Uprights	<b>\$1,992</b>
<b>HS-5496</b>	Stainless Steel Rear Panel for DT1A (factory installed only)	Steelheart Uprights	<b>\$1,040</b>
<b>HS-5497</b>	Stainless Steel Rear Panel for DT2A (factory installed only)	Steelheart Uprights	<b>\$1,992</b>

**ECONOMY SERIES**

<b>Model Number</b>	<b>Description</b>	<b>For Use With</b>	<b>List Price</b>
<b>HS-5511</b>	Flat Shelf Economy Series 1 Section Uprights with clips	Refrigerator, Freezer	<b>\$286</b>
<b>HS-5512</b>	Flat Shelf Economy Series 2 Section Uprights with clips	Refrigerator, Freezer	<b>\$299</b>





# OUR COMMITMENT TO OUR CUSTOMERS

Our commitment to quality continues after the sale. To ensure your HOSHIZAKI equipment operates at its optimum, we provide the following:

## Customer Service

**800-438-6087**

For assistance with orders or finding a local distributor

- ▶ Established Field Service Network - [hoshizakiamerica.com/locate-service-rep](http://hoshizakiamerica.com/locate-service-rep)
- ▶ QR Code on the back of each unit for easy access to warranty and service information.
- ▶ Toll-Free Technical Support 24 hours/day (including holidays)
- ▶ Basic and Advanced training
- ▶ User-Friendly Website
  - Product Information
  - FAQ
  - Library of literature
  - Videos
  - Manuals
  - Tech tips/guides
  - Warranty information



**Toll-Free Technical Support Line 24 hours**

7 days a week, (including holidays)

**800-233-1940**



**HOSHIZAKI. BEYOND STRONG.**

**HOSHIZAKI AMERICA, INC.**

618 Hwy. 74, South, Peachtree City, GA 30269

TEL 800-438-6087 | FAX 800-345-1325

[hoshizakiamerica.com](http://hoshizakiamerica.com)

Item #40067 | 08-13-20  
08-27-20 (CDN)

