



COOKING EQUIPMENT

SERVING THE FOOD INDUSTRY SINCE 1951

BAIN MARIE

Item: 18269/ 42156
Model: FW-CN-0905

Item: 42157
Model: FW-CN-1170

Item: 43055
Model: FW-CN-1435

Our bain-maries are constructed with high quality stainless steel. They provide high-efficiency performance and are equipped with a thermostat. They all include glass sneeze guard, clear lids, and half-size pans. Can accommodate full-size pans in lieu of two half-size pans. Ideal for restaurants, hotels, banquet halls, and cafeterias.



43055



Authorized Dealer



WARRANTY
PARTS AND LABOR



TECHNICAL SPECIFICATION

Model FW-CN-0905



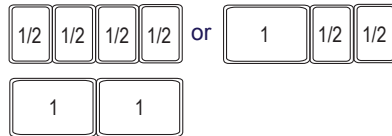
Pan Capacity: 2-WAYS



Model FW-CN-1170



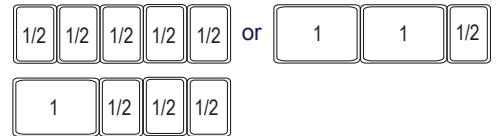
Pan Capacity: 3-WAYS



Model FW-CN-1435

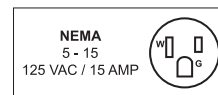


Pan Capacity: 3-WAYS



	1.5-kW Bain Marie with 3 Half-size Pans		1.5-kW Bain Marie with 4 Half-size Pans	1.8-kW Bain Marie with 5 Half-size Pans
ITEM NUMBER	18269*	42156	42157	43055
MODEL	FW-CN-0905		FW-CN-1170	FW-CN-1435
POWER	1.5 KW		1.5 KW	1.8 KW
PAN CAPACITY (4" Height)	(Three) Half-size or (One) Full size & (One) 1/2-size		(Four) 1/2-size or (Two) Full size or (One) Full size & (Two) 1/2-size	(Five) 1/2-size or (One) Full size & (Three) Half size or (Two) Full size & (One) 1/2-size
TEMPERATURE RANGE	30-85° C / 86-185° F		30-85° C / 86-185° F	30-85° C / 86-185° F
ELECTRICAL	110v/60hz/1ph		110v/60hz/1ph	110v/60hz/1ph
NET WEIGHT	16 kg. / 35.20 lbs.		16.2 kg. / 35.7 lbs.	20 kg./ 44 lbs.
GROSS WEIGHT	23 kg. / 50.60 lbs.		29 kg. / 64 lbs.	23 kg./ 51 lbs.
DIMENSIONS (DWH)	13.78" x 35.63" x 12.40" / 350 x 905 x 315 mm		13.78" x 46" x 12.40" / 350 x 1168 x 315 mm	13.78" x 56.50" x 12.40" / 350 x 1435 x 315 mm
GROSS DIMENSIONS	17" x 38" x 9.5" / 432 x 965 x 241 mm		50" x 17" x 10" / 1270 x 432 x 254 mm	16" x 60" x 11" / 415 x 1525 x 280 mm

* Different control panel design



OMCAN INC.

Telephone: 1-800-465-0234
 Fax: (905) 607-0234
 Email: sales@omcan.com
 Website: www.omcan.com



Follow us to keep up to date with the latest news and offers

