


Mud Flap Alti Mount Installation Instruction

1. Unscrew the screws on the back of the Galaxy & pull out the hand mount.



2. Put the screws back on but don't tighten it yet.



3. Lay down the Mud Flap Alti Mount as shown in the picture & bend the non-shattering insert upward.







4. The bottom of the Galaxy faces left & slide it into the Velcro pile as shown.



5. Attach the Velcro pile to the hook



6. Insert the long end Velcro pile from under through the mud flap. The non-shattering insert should be under the mud flap while the other soft webbing with Velcro hook on stays on top of the mud flap.
7. Attach the long end Velcro pile to the Velcro hook that is on top of the mud flap.



8. Trim the Velcro pile to the desired length.

