

CIRCLE LIGHTS



Marine Lighting Fixtures

Docks • Bridges • Wharves • Dry Docks • Ship Yards • Ferry Slips
Warehouses • Loading Areas • Crane Lighting • Merchant Vessels

Complete Line of Industrial & Emergency Lighting

MODEL 3011 OR 3011/12V

Marine Lights/Outdoor Type Super Rugged **PAR 56**
NSN 6220-01-387-6332



Designed for use on Merchant Vessels this Super Rugged fixture meets the requirements of the U.S. Coast Guard. Constructed of light weight, heavy-wall cast aluminum alloy with weather and saltwater resistant polyester powder coating. Stainless steel hardware used throughout. The lamp housing has a weatherproof clear lens cover which is mounted in a hinged guard. Three evenly spaced wing nut clamps secure the hinged guard against a resilient sealing gasket made of silicone which protects lamp housing interior and lamp from weather, salt-water and dirt.

Unit is furnished complete, wired to junction box and is supplied with a 3/4" NPT swivel mounting arm with lock screw, for horizontal and vertical positioning. May be used with or without guard.

Designed for PAR 56 lamp type, please inquire. Lamps sold separately.

Applications:

- Fishing Boats
- Ferries
- Patrol Boats
- All Dock Applications
- Cranes
- Tugboats
- Towboats
- Barges
- Bridges
- Many more suitable situations

Features Include:

- Constructed of heavy wall, corrosion resistant cast aluminum alloy, with optional weather and saltwater resistant polyester powder coating.
- UL Listed, suitable for wet locations.
- Furnished with stainless steel hardware
- Lamp is cushioned and protected inside by three stainless steel spring clips.
- Weatherproof clear lens cover, mounted in a hinged guard, secured with three evenly spaced wing nut clamps is cushioned against a silicone gasket which helps to prevent moisture, saltwater, dust and dirt from entering into housing.
- Weight 8½ lbs. approx.
- Height 14" approx.
- Length 9½" approx.

MODEL 3011GN

Marine Light/Outdoor Type **PAR 56**
NSN 6230-01-439-0149



Circle-D's Heavy Duty Marine Light is designed with 3 equally spaced bosses (120° apart), blind tapped 3/8"-16 for solidly shoring to bulkhead or structural member of merchant vessel. Intended to resist pounding of heavy seas. Constructed of light weight heavy cast aluminum alloy. Lamp housing has a weatherproof clear lens cover, mounted in a hinged ring. Three evenly spaced wing nut clamps secure lens ring against a resilient sealing gasket, lamp housing interior and lamp are thus protected from weather and dirt.

Cast aluminum hexagon junction box connects to lamp with a stainless steel 3/4" close nipple. Unit is furnished complete, wired to the junction box, with guard. May be used with or without guard.

Designed for PAR 56 lamp type, please inquire. Lamps sold separately.

Applications:

- Fishing Boats
- Ferries
- Patrol Vessels
- All Dock Applications
- Cranes
- Tugboats
- Towboats
- Barges
- Bridges
- Many more suitable situations

Features Include:

- Constructed of heavy wall, corrosion resistant cast aluminum alloy, with optional weather and saltwater resistant polyester powder coating.
- UL Listed, suitable for wet locations.
- Furnished with stainless steel hardware.
- Weatherproof clear lens cover, mounted in a hinged guard, secured with three evenly spaced wing nut clamps is cushioned against a silicone gasket which helps to prevent moisture, saltwater, dust and dirt from entering into housing.
- Silicone gasket which helps to prevent moisture, saltwater, dust and dirt from entering housing.
- Weight 8½ lbs.
- Height 15½"
- Length 9½"

MODEL 101 WTG

Marine Light / Indoor-Outdoor Type **R-40**
NSN 6220-01-299-2485



Constructed of light weight, heavy-wall cast aluminum alloy, with optional weather and salt water resistant polyester powder coating. Unit has patented spring mounted, porcelain mogul socket and heat resistant silicon rubber lamp sealing gasket providing maximum protection against shock, vibration and dust & moisture. Gasket compensates for lamp tolerance variation thus insuring snug fit. Flexible cable enters lamp housing through a water tight gland. Furnished completely assembled with cast aluminum guard, 3/4" swivel pipe mounting arm with set screws, 3 feet of #14/3 SOOW flexible cable and all hardware is stainless steel.

Designed for R-40 type rough filament, incandescent mogul base lamp, please inquire. Lamps sold separately.

Applications:

- Loading Areas
- All Dock Areas
- Cranes
- Warehouses
- Shipyards
- Many more suitable situations

Features Include:

- Constructed of heavy wall, corrosion resistant cast aluminum alloy, with optional weather and saltwater resistant polyester powder coating.
- UL Listed, suitable for wet locations.
- Furnished with stainless steel hardware
- Equipped with patented spring mounted porcelain mogul socket assembly.
- Heavy duty cast aluminum guard.
- Silicone gasket which helps to prevent moisture, dust and dirt from entering housing.
- Water tight gland entering back of housing with flexible cable.
- Weight 5 lbs.
- Height 9 1/2" approx.
- Length 12" approx.

MODEL 3200

Marine Light/Outdoor Type **R-40**
NSN 6230-01-278-3191



Designed by CIRCLE-D for use on Merchant Vessels and meets the requirements of the U.S. Coast Guard. Constructed of light weight, heavy duty cast aluminum alloy with weather and saltwater resistant polyester powder coating. Lamp housing has a weatherproof clear glass lens protected by a heavy duty cast aluminum hinged guard. Three evenly spaced wing nut clamps, secure guard ring against a resilient sealing gasket. Lamp housing interior and lamp are thus protected from weather, saltwater and dirt. Unit has patented spring mounted porcelain mogul socket and heat resistant cushioning gasket to provide for maximum protection against shock, vibration and also to compensate for lamp tolerance variations.

Design is complemented by indexed swivel mounting arm with lock screws or horizontal and vertical positioning in relation to cast aluminum junction box mounting base. Unit is furnished complete, wired to junction box mounting base and is supplied with a 3/4" NPT swivel arm with lock screws, for horizontal and vertical positioning. May be used with or without guard.

Designed for R-40 type, rough filament, incandescent mogul base lamp, please inquire. Lamps sold separately.

Applications:

- Fishing Boats
- Ferries
- Patrol Boats
- All Dock Applications
- Cranes
- Tugboats
- Towboats
- Barges
- Bridges
- Many more suitable situations

Features Include:

- Constructed of heavy wall, corrosion resistant cast aluminum alloy, with optional weather and saltwater resistant polyester powder coating.
- UL Listed, suitable for wet locations.
- Furnished with stainless steel hardware.
- Equipped with patented spring mounted porcelain socket assembly, to absorb vibration.
- May be used with or without the standard furnished, heavy duty cast aluminum guard.
- Silicone gasket which helps to prevent moisture, saltwater, dust and dirt from entering housing.
- Weight 10 lbs. approx.
- Height 14 1/2" approx.
- Length 11" approx.

MODEL 3300

Drip Proof - Flood Light

R-40

CIRCLE-D light constructed of light weight, heavy-wall cast aluminum alloy. Unit has patented spring mounted, porcelain mogul socket, and heat resistant lamp sealing gasket to provide maximum protection against shock, vibration, and moisture, to compensate for lamp tolerance variations, insuring snug fit. housing is tapped 3/8" N.P.S. on center top.

Furnished completely assembled with cast aluminum guard and concealed wired with 14 gauge fiber glass insulated stranded wire. Designed for R-40 type, rough filaent, incandescent mogul base lamp, please inquire. Lamps sold separately.

Applications:

- Loading Areas
- All Dock Areas
- Cranes
- Warehouses
- Shipyards
- Many more suitable situations

Features Include:

- Constructed of heavy wall, corrosion resistant cast aluminum alloy, with optional weather and saltwater resistant polyester powder coating.
- Furnished with stainless steel hardware.
- Equipped with patented spring mounted porcelain socket assembly, to absorb vibration.
- Silicone gasket which helps to prevent moisture, saltwater, dust and dirt from entering housing.
- Weight 5 1/2" lbs.
- Height 12 1/2" approx.
- Length 7 1/2" approx.



Navigation Lights for Bridges, Piers, Etc.



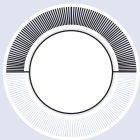
Regulation Mid-Channel Span Light with obstructions. NO. 3334

Light complete as illustrated. Wired to socket, less blub.General specifications, lens colors and arcs. (See below)

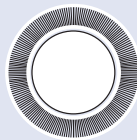
Pedestal light for sheer booms, piers, pivot mounting. (Not shown) NO. 3335

Pivot mounting allows light to be seen beneath the bridge and may be swung up for easy servicing from bridge level. Wired to socket, less blub. General specifications, lens colors and arcs. (See below)

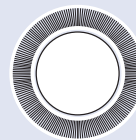
Light colors and horizontal arcs of visibility in accordance with "Aids to Navigation" regulations on lighting for bridges.



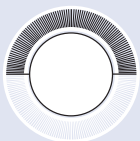
180 DEGREE RED:
For piers, axis, abutments, channel sides or channel margins.



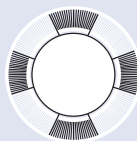
180 DEGREE CLEAR:
For main channel markers on fixed bridges.



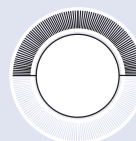
360 DEGREE RED, GREEN OR CLEAR: For sheer booms, isolated piers and obstructions not part of the bridge or bridge approach structure. May be shielded to various degrees as required.




60 OR 90 DEGREE ALTERNATE RED AND GREEN:
For draw span of draw bridges or swing span of through swing bridges. When required for swing span of deck or half-through swing bridges, one red lens is shielded.



360 DEGREE GREEN:
For mid-channel or channel center, for span of fixed bridge over a navigable channel.



180 DEGREE GREEN AND RED:
For span of single and double-lift bascule bridges. Green when lift span is fully open for navigation, red for all other positions of lift span.



Circle D Lights is a leader in the field of lighting for over 60 years. Our reputation for quality is undisputed throughout the industry renowned for dependability, durability and safety. Our stress has been to focus on both quality and innovation in the development of our products. Designing with the needs of our users, as a priority, yet remaining within the high standards which have allowed us to be repeatedly requested and purchased by the United States government, U.S. Coast Guard, Firefighting and Disaster markets throughout the U.S. and Canada.


Construction and Manufacturing Information: Circle D Lights fixtures are weatherproof, corrosion and shock resistant. All fixtures are constructed of heavy wall, cast aluminum A356.2 (Aerospace quality) alloy housing coated with a durable powder coated surface, stainless steel hardware used throughout the fixture. Exclusively use a patented, double cushioned spring mounted socket and resilient rig rim gasket, which holds the lamp tight and keeps out dirt and moisture. We are approved and listed by Underwriter's Laboratories in the USA and Canada.

Applications:

Circle D Lights are used extensively by:

- Cargo Lighting
- Fishing Boats
- Cranes
- Barges
- Ferries
- Tugboats
- Decks
- Patrol Boats
- Towboats
- Hatchways
- Merchant Vessels

Services:

- Full line of replacement parts and accessories available
- Aluminum casting foundry on site
- Authorized Distributor and Repair Center for  parts and products

800-883-8382 • 201-933-5500 • www.circle-d.com

Distributed by:



CATALOG NUMBER 1006

NATALE MACHINE AND TOOL CO., INC., CARLSTADT, NJ 07072
800-883-8382 • 201-933-5500 • FAX 201-933-8146
www.circle-d.com

Made with Pride in the U.S.A.