




ahead of the curve®

The perfect blend.



CR-1: Active Subwoofer Crossover

The lucky few who have heard a well-integrated subwoofer in a great audio system know that the subwoofer's effect is profound. While everyone expects the bass extension to improve, most are shocked at the transformation that occurs in the main speakers. They simply open up, delivering improved dynamics, superior imaging and more low-level detail. Many describe it as the greatest speaker upgrade they have ever made.

Over the years, we have calibrated many subwoofer systems in highly critical listening environments, and we have been frustrated by the limitations of active crossovers we have worked with. Tired of struggling with “blunt instruments”, we felt that a higher precision tool was needed, so we decided to build it and call it “CR-1”. When properly set up, CR-1 creates a listening experience in which the subwoofers and main speakers become one, delivering a cohesive and compelling sonic presentation.

The CR-1 Active Subwoofer Crossover has been designed by audiophiles, for audiophiles. We believe it has no equal, offering a powerful combination of subwoofer/satellite tuning features, and a complete commitment to analog signal purity.

CR-1 is built around two banks of precision Linkwitz-Riley low-pass and high-pass filters. Multiplying DACs with monolithic ratio matching are employed to adjust

the analog circuit's filter frequencies. This offers superior tracking behavior and far more precise left/right channel balance, compared to conventional approaches.

Another of CR-1's unique and powerful features is a pair of rotary controls that control the damping of each filter bank. These damping controls dramatically improve the acoustic summing through the crossover region, by compensating for each speaker system's frequency response. At the center of the front panel, a single intuitive, rotary control permits quick adjustment of the relative level between the subwoofer(s) and main speakers.

To minimize distortion and noise, CR-1 employs top-grade component parts in its all-analog audio circuitry: 1% precision resistors, JFET-input audio-grade op-amps, polypropylene film-and-foil capacitors and metallized-polypropylene film capacitors, to name just a few.

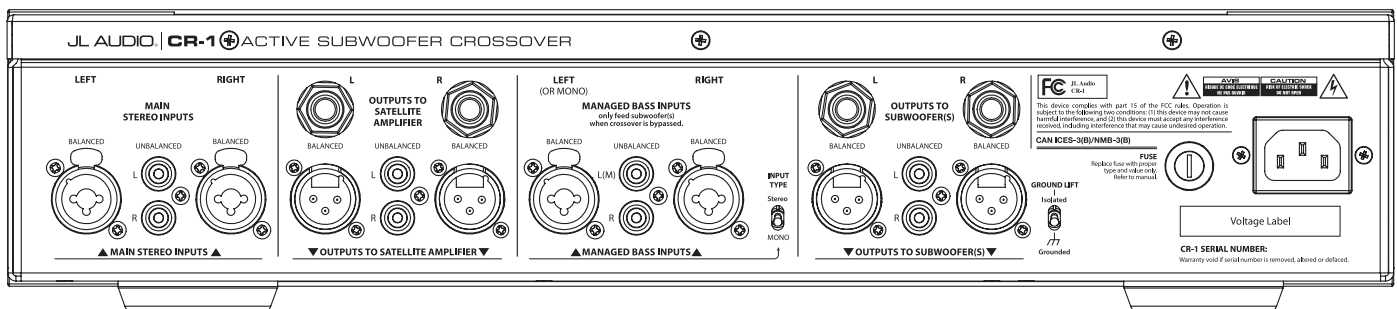
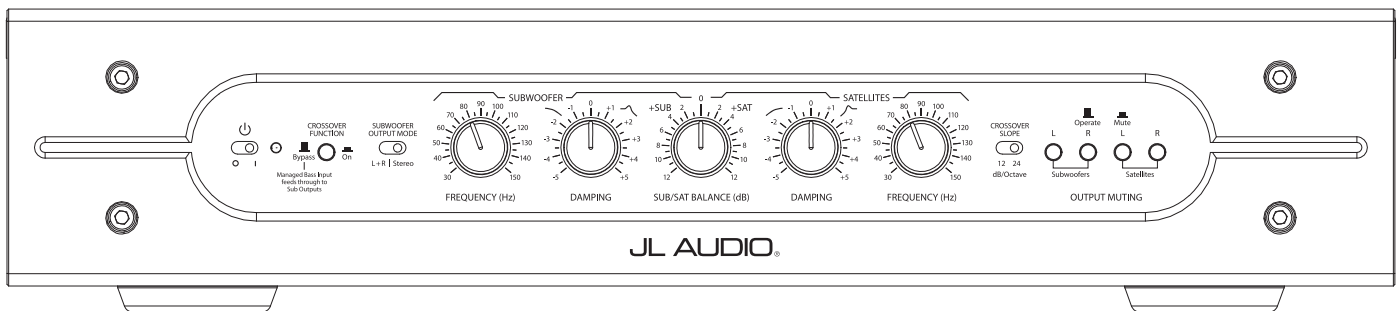
CR-1's input-output design makes it equally adaptable to studio, mastering suite or audiophile two-channel playback environments. To accommodate dual-mode systems, we also include a bypass feature that engages a pass-through from a dedicated “Managed Bass Input” on the rear panel, to the CR-1's subwoofer outputs. This makes it convenient to switch from two-channel to multi-channel mode.

CR-1 is the ultimate tool for subwoofer integration.

CR-1 Features:

CR-1 Specifications:

Power Modes: Off/On, selectable via front panel switch	Main Stereo Inputs: Unbalanced L/R: (2 RCA jacks) Balanced L/R (2 XLR/TRS combo jacks)	Maximum Input Voltage: 8 Vrms (+18 dBv)
Crossover Function: Bypass or On, selectable via front panel switch	Managed Bass Inputs: Unbalanced L/R: (2 RCA jacks) Balanced L/R (2 XLR/TRS combo jacks)	Input Impedance: Unbalanced: 50 kΩ Balanced: 20 kΩ (10 kΩ per leg)
Subwoofer Output Modes: Mono L+R or Stereo, selectable via front panel switch	Satellite Line Outputs: Unbalanced (2 RCA jacks) Balanced (2 TRS jacks, 2 XLR jacks)	Maximum Output Voltage: 8 Vrms (+18 dBv)
Crossover Frequency Range: 30 Hz – 150 Hz, variable with independent high-pass and low-pass filter frequency controls on front panel	Subwoofer Line Outputs: Unbalanced L/R: (2 RCA jacks) Balanced L/R: (2 TRS jacks, 2 XLR jacks)	Output Impedance: Unbalanced: 150 Ω Balanced: 300 Ω (150 Ω per leg)
Subwoofer/Satellite Balance Control: +/- 12 dB, fully variable via front panel knob		THD + Noise: < 0.002% at 8 Vrms/10 kΩ 20 Hz - 20 kHz, 90 kHz bandwidth
Filter Damping Controls: Q: 0.3 - 1.4 @ 12 dB/octave, via front panel knob Q: 0.16 - 4.0 @ 24 dB/octave, via front panel knob For either slope, Q = 0.5 at top dead center "0" mark		Channel Separation: >80 dB at 1 kHz
Crossover Slopes: 12 dB/octave or 24 dB/octave, Linkwitz-Riley selectable via front panel switch		Low Pass Frequency Response: +0, -1 dB from 5 Hz to 1/4 of filter frequency
Output Muting: independent for each output, via front panel push-button switches		High Pass Frequency Response: +0, -1 dB from 4x filter frequency to 80 kHz
Ground Lift: Isolated/Grounded, via rear panel switch		Power Consumption: 30 Watts (typical, with or without signal)
		Mains Voltage (Frequency): 120V (60 Hz) or 230/240V (50 Hz or 60 Hz), factory-set for destination country
		Dimensions (HxWxD): 3.80 in. x 17.40 in. x 15.67 in. 97 mm x 441 mm x 398 mm



"JL Audio", "Ahead of the Curve" and the JL Audio logo are registered trademarks of JL Audio, Inc.
 ©2016 JL Audio, Inc.
 Due to our policy of continuous product development, all specifications are subject to change without notice.

www.jlaudio.com
 10369 North Commerce Parkway • Miramar, Florida • 33025 • USA



SKU#97206 05-2016
 Printed in U.S.A.