

## HEPA Air Filtration Equipment

### Air Scrubbers for Mold, Asbestos and Lead Abatement Industry

**MiniForce II** - compact, light weight machine, 2-speeds: 350 and 425 cfm. Weight: 40 lbs. Size: 14"Hx14"Wx26.5"L **Accessories:** Activated carbon filter for toxic fumes and odors.

**OmniAire 600V** - compact, variable speed control, 150 - 600 cfm. Weight: 55 lbs. Size: 16"Hx14"Wx30.5"L **Accessories:** Activated carbon filter for toxic fumes and odors; UV-C Germicidal Light for viruses, bacteria, mold and odors.

**OmniAire 1000V** - compact, versatile, variable speed control, 300 - 950 cfm. Weight: 75 lbs. Size: 21"Hx18"Wx32"L **Accessories:** Activated carbon filter for toxic fumes and odors.

**OmniAire 1300V** - narrow profile housing, variable speed control, 300 - 1250 cfm. Weight: 90 lbs. Size: 29"Hx14"Wx33"L **Accessories:** Activated carbon filter for toxic fumes and odors.

**OmniAire 2000 and 2000V** - 2-speed, 1000 and 1900 cfm or variable speed control, 300 - 1900 cfm. Weight: 110 lbs. Size: 30"Hx20"Wx33"L **Accessories:** Activated carbon filter for toxic fumes and odors; UV-C Germicidal Light for viruses, bacteria, mold and odors.

**OmniAire 2200** - 2-speed, 1000 and 2000 cfm. Weight: 125 lbs. Size: 31"Hx26"Wx32"L. **Accessories:** Activated carbon filter.




**OmniForce II** - compact and modular, variable speed control, 300 - 1900 cfm. Weight: 95 lbs. Size: 27"Hx18"Wx32"L with filter attached. **Accessories:** Activated carbon filter for toxic fumes and odors.



## OmniAire 2200



**OMNIAIRE 2200** HEPA Air Filtration system is designed for removal of toxic mold, asbestos and lead abatement projects and any applications where HEPA filtration is required.

 <b>CAUTION</b> 	
Do not use in hazardous atmosphere.	
Do not use to exhaust combustible or explosive gases.	
Do not expose to water or rain.	
Connect only to grounded outlet with GFCI device.	
Disconnect power for cleaning and servicing.	

425-774-3257

2125 196th Street SW, Suite 115, Lynnwood, WA 98036

[www.omnitecdesign.com](http://www.omnitecdesign.com)

**Omnitec Design, Inc.**

2125 196th Street SW, Suite 115, Lynnwood, WA 98036

[www.omnitecdesign.com](http://www.omnitecdesign.com)

## SPECIFICATIONS

**Motor:** 1½ hp, 115 VAC/13.8 amps, thermal protected

**Controls:** Switch, vacuum gauge 0-5" W.C.

**Blower:** Airflow with HEPA Filter, LOW - 1000 cfm HIGH - 2000 cfm.

**Final Filter:** HEPA 99.97% @ 0.3 micron,, particle board frame, 24"x24"x11.5"

**Pre-filter:** 2-stage poly pad, 35% efficiency, 24"x24"x2"

**Housing:** Aluminum/galvanized steel, size 31.5"Hx26"Wx34"L

**Weight:** 125 lbs.

<b>ORDERING INFO.....</b>	<b>PART #</b>
OmniAire 2200UL.....	OA2200UL
HEPA Filter 99.97%, 0.3µ .....	OAH2424
Primary/Secondary Filter (qty 20)① .....	OAP2424
Intake Manifold, 12"② .....	OAIM2200-12
Quick Clamp, 12"③ .....	QCW14
Flexible Duct, 12"x25' .....	OAD12
Carbon Vapor Trap Filter .....	OCVT2424
OdorGuard 600 Carbon Filter.....	OG2424



## OPERATING INSTRUCTIONS

**Unpacking;** Check unit for damage. Remove the primary/secondary filter and check the HEPA filter to be sure that it is seated well against the internal flange and the bottom of the unit.

**Operation:** For **asbestos** and **mold** abatement, the machine must be operated with HEPA filter in place. Also, it is recommended to use the primary/secondary filter and replace it frequently to extend the life of the HEPA.

**To start the machine:** Place the switch in the **HIGH** position to turn ON. Once the machine has started the desired airflow can be selected with the switch.

When filters are clean, the pressure gauge will indicate about 1.8" of W.C. of vacuum at high speed. As the filters fill with dust, **the efficiency of the filters are maintained**, but the air flow will decrease and the vacuum reading will increase. Change the primary/secondary filter frequently to protect the HEPA and to get more air flow. When vacuum reaches about 3.0" W.C. with a clean pre-filter, the HEPA filter will have to be replaced to increase the air flow. Optional **Intake Manifold** can be used on the suction side of the unit providing 12" connection for flex duct. The discharge side of the unit has a 12" diameter ring for a flex hose.

**Maintenance:** The blower and motor do not require any maintenance when the machine is operated with the HEPA filter in place. When replacing the HEPA filter, the gasket side of the HEPA must face the blower unit. The HEPA filter is held in place by four metal tabs. Make sure that the HEPA filter is seated well against the internal flange and the bottom of the unit. Tighten the filter tabs to compress the gasket by 1/8", **do not over tighten.**