



User Manual



CRAVE VAPORIZERS



WWW.CRAVEVAPORIZERS.COM

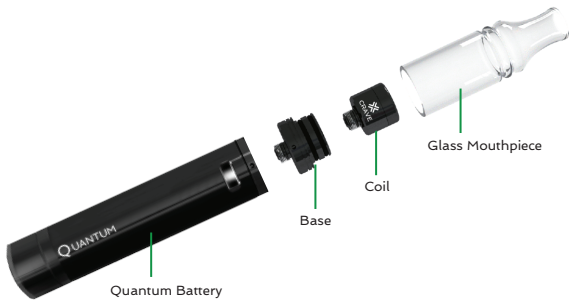
Thank you for purchasing
CRAVE QUANTUM Vaporizer.

In order to use your vaporizer safely and effciently,
please read the full instructions and safety warnings
carefully before operating.

MAIN FEATURES

The CRAVE QUANTUM is an ultra-portable wax vaporizer that
provides clean, pure tasting vapor.

- Double-layer ceramic coils, dual-heating zones
- Splash-proof inner atomizers, less wastage, less cleaning
- Highest Medical Grade Stainless steel wire coils
- Ultra-portable design with built in wax jar



KIT CONTENTS:

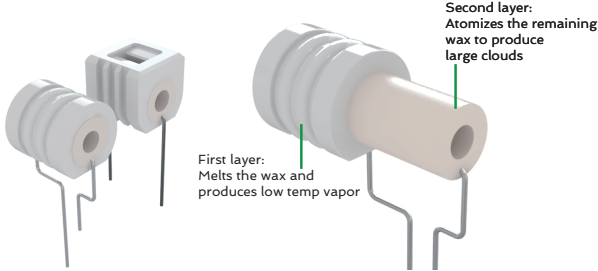
- 2 x Quantum atomizers
- 1 x 1100mAh battery
- 1 x Dab tool
- 1 x USB charger
- 1 x Manual

QUANTUM SPECIFICATIONS:

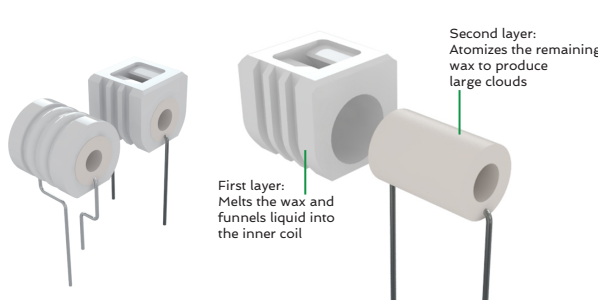
- Size: 19mm x 133mm
- High-end pyrex glass and stainless steel
- Battery capacity: 1100mAh
- Heating chamber: Double-layer ceramic structure
- High Medical Grade stainless steel wire
- Low temp and high volume coils available

How Do The Quantum coils work?

- Low Temperature Coil
Engineered for low temperature vaporization



- High Volume coil
Designed to produce large clouds quickly



HOW TO USE THE BATTERY



POWER ON/OFF

Press the button 5 times in quick succession,
the button light will flash 5 times to indicate battery
is ready for use.
To turn off, battery will be powered off after 5 presses.

VAPING

Hold down the button to activate the battery
When the button is held down,the button light will turn on.

NOTE: Quantum battery has a 10 second run time protection.
The light will flash 8 times if the button is held for more
than 10 seconds

CHARGING

Simply charge the battery by connecting it to a computer or a wall
adapter via USB cable.When fully charged, the button light will
flash 20 times and then go out.



Low voltage protection:When the battery has no more power
the button light will flash 10 times and battery will stop functioning.
Please charge the battery to reactivate.

CLEANING AND MAINTENANCE

- Quantum coils and mouthpiece can be soaked
in ISO-Alcohol to remove residue.
- Soak in clean water after cleaning with
ISO-Alcohol.
- Allow to dry fully before use.
- Never heat the coils without material inside as
it will reduce the life of the coil.

WARNINGS AND WARRANTY

Important Usage Tips:

- The Quantum coils are rated to use a maximum of 20W
- Do not heat the coils without wax inside to avoid damage.
- Glass mouthpiece is made from toughened Pyrex but will still
break if not handled correctly
- Do not use Quantum coils with other batteries.

The CRAVE QUANTUM comes with a **6 month** warranty
on the battery and a **DOA** (Dead on arrival) warranty for all
Quantum coils.