

# 66" WINSLOW RESIN FREESTANDING TUB

Cat. No.  
RTDRN66B



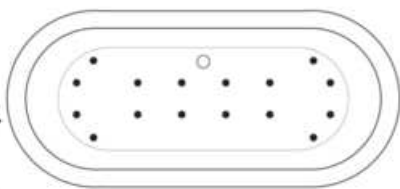
L: 66"  
W: 32-5/8"  
H: 23-5/8"

Water depth: 17-1/2" to top of tub  
Water depth: 14-3/8" to overflow  
Overflow slot diameter: 3"  
Center drain to back of rim: 11"  
Bottom of drain to back to floor: 3-5/8"  
Bathing well to floor: 3-7/8"

## The following is recommended for RTDRN66B tubs:

- Faucets: part #7082, #7088, and #4602
- Rigid, Freestanding Supplies: part #4502, #5576
- Freestanding filler: part #7901, 7922, 7952, or 7932  
(Does not need bath supplies)

Gallon Capacity : 75  
Shipping Weight: 384 lbs.  
Empty Weight: 295 lbs.  
Filled Weight: 917 lbs.



(Air jet configuration if system is added,  
more info on page 2.)

## Features:

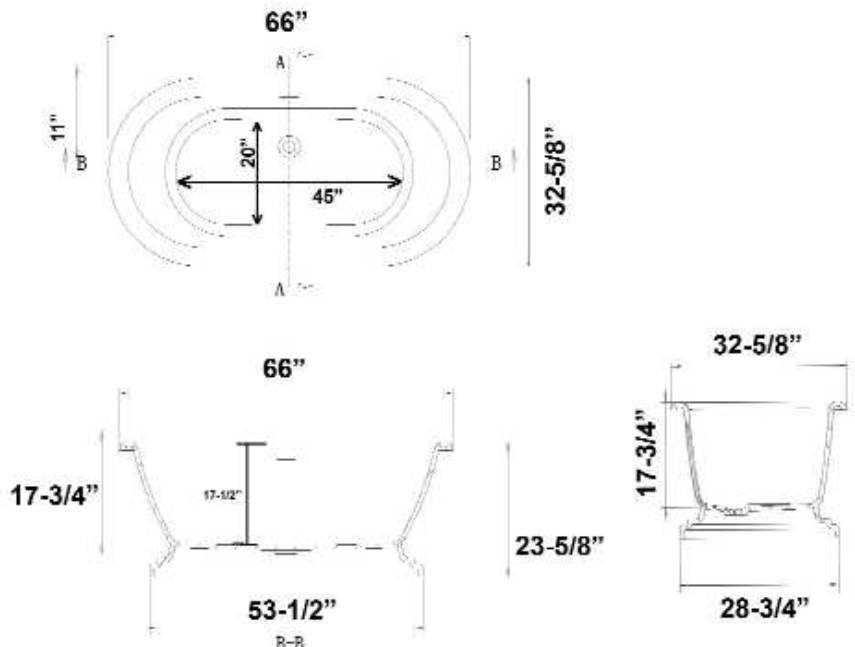
- ▶ Made of poly-resin blend that is the same color throughout
- ▶ Rim measurement: 3"
- ▶ Angle slope of tub: 22°
- ▶ Continuous rim
- ▶ Integrated base included
- ▶ Available in Matte or Gloss finish
- ▶ No faucet holes
- ▶ Built-in overflow slot
- ▶ Includes white pop-up drain
- ▶ Tub is thoroughly inspected before shipment
- ▶ **New:** Air jet system now available, more info on page 2



## Tub Colors:

**WH** Matte White  
**WHGL** Gloss White

**Custom Colors Available** (inside of tub is always white enamel): Painted bathtubs are considered "special order" and are not returnable.



Dimensions of fixture are nominal and specifications subject to change without notice.


8/22/22

P 847•244•1234

www.barclayproducts.com

# BATHTUB AIR JET KIT

Cat. No.  
AIR KIT 1, AIR KIT 2



- A** AIR JET - Bottom air jets for maximum bubble action.
- B** BLOWER - The heart of the massage system.
- C** MANIFOLD - Double back flow security prevention device.
- D** FLEXIBLE PVC HOSEING - IAPMO certified.
- E** MAIN AIR INTAKE HOSE - High temperature and pressure resistant.

**Air Kit is installed in tub before shipment**

## Features:

- ▶ 750 Watt blower motor operates system
- ▶ 300 Watt air heater warms air
- ▶ System powered by 120V
- ▶ 16 brass air jets placed in bottom of tub
- ▶ Each air jet has 24 holes
- ▶ Air jet caps available in white (AIR KIT 1) or black (AIR KIT 2)
- ▶ Includes 1 1/4" x 3' main air hose plus 1 1/4" x 9' extension hose
- ▶ Automatic system purge after each use
- ▶ Automatic safety timer turns off system after 20 minutes
- ▶ Includes water tight remote control
- ▶ Compatible with most acrylic, copper and resin tubs with no feet
- ▶ Not available with cast iron tubs or tubs with feet

## INSIDE TUB VIEW - WILL VARY BY TUB DESIGN




Air Jet




Remote

**Oval bathtub**  
Sample jet configuration

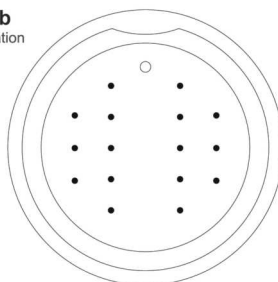


with end drain




with center drain


**Round bathtub**  
Sample jet configuration



**Rectangular bathtub**  
Sample jet configuration



with end drain



with center drain

These diagrams are general representations.  
Jet placement may vary dependent on tub shape

### Features:

(16) Maxi Air Jets



Elbows for air jets



Tees for air jets