

72" MARSHALL CAST IRON DOUBLE SLIPPER

Cat. No.

CTDSN



L: 72"
W: 31"
H: 30" (from floor to top of tub)
26-3/4" (from floor to center of tub)

Features:

- ▶ Inside finish is white enamel
- ▶ Cast Iron lion paw feet
- ▶ Tub exterior is white
- ▶ No faucet holes
- ▶ Pre-drilled overflow hole
- ▶ UPC certified
- ▶ Continuous rolled rim
- ▶ Non-skid strips
- ▶ Feet are attached and leveled before shipment
- ▶ Tub is thoroughly inspected before shipment
- ▶ Rim: 3-1/4"



Foot Finishes:

- UF Unfinished
- BL Painted Black
- BQ Painted Bisque
- PB Polished Brass



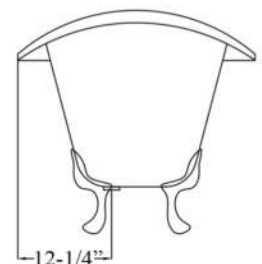
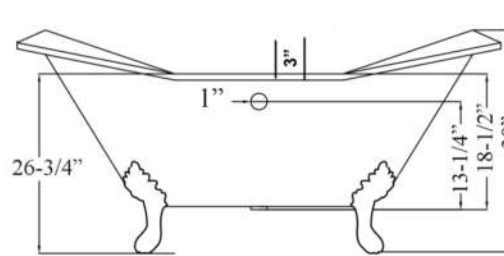
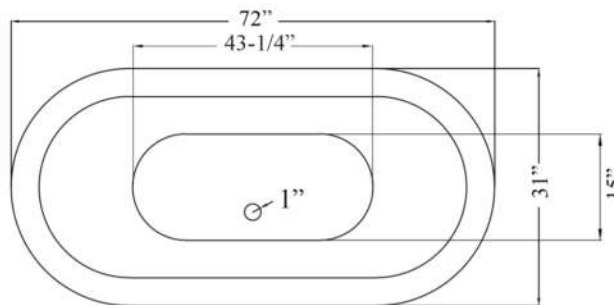
- CP Polished Chrome
- WH Painted White
- PN Polished Nickel
- SN Brushed Nickel
- ORB Oil Rubbed Bronze

Water depth: 18-1/2" to top of tub
Water depth: 12-1/4" to overflow

Custom Colors Available (inside of tub is always white enamel):
Painted bathtubs are considered "special order" and are not returnable

The following is recommended for CTDSN tubs without faucet holes:

- Faucets: part #4602, 4604 7082
- Rigid, freestanding supplies: part #4502
- Leg tub drain: part #5599



Gallon Capacity: 43 1/2
Shipping Weight: 544 lbs.
Empty Weight: 364 lbs.
Filled Weight: 728 lbs

Dimensions and specifications subject to change without notice.

04/04/2023

P 847•244•1234

www.barclayproducts.com