

**MONTEBELLO
ACRYLIC DOUBLE
SLIPPER TUB**

Cat. No.
ATDS7H69B



L: 69"
W: 28 1/2"
H: 28 3/8"

Depth: 17" to top of tub

The following is recommended for ATDS7H tubs:

- Faucets: part #4601 and #7529
- Use with Straight Bath Supplies: part #5577
- Leg tub drain: part #5599

Gallon Capacity: 53
Shipping Weight: 296 lbs.
Empty Weight: 100 lbs.
Filled Weight: 543 lbs.

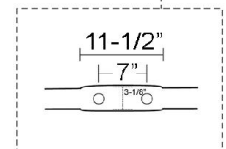
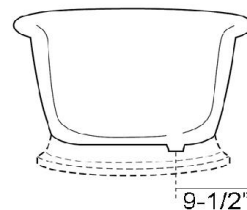
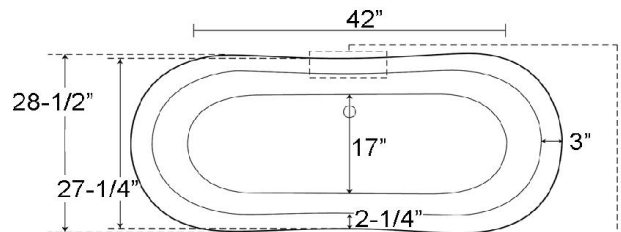
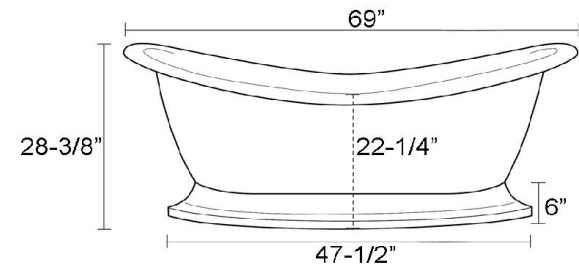
Features:

- ▶ Interior and exterior walls acrylic sheets
- ▶ Space between walls is partially filled with fiberglass & resin
- ▶ 7" centers in tub deck
- ▶ Includes base
- ▶ Tub is thoroughly inspected before shipment

Compliance Certification
Meets or exceeds the following specifications: ASME A112.19.2 2013 and CSA B45.1-13 for ceramic plumbing fixtures.



Custom Colors Available (inside of tub is always white enamel):
Painted bathtubs are considered "special order" and are not returnable
\$160 Bisque or Black \$250 Designer Color



Dimensions of fixture are nominal and specifications subject to change without notice.