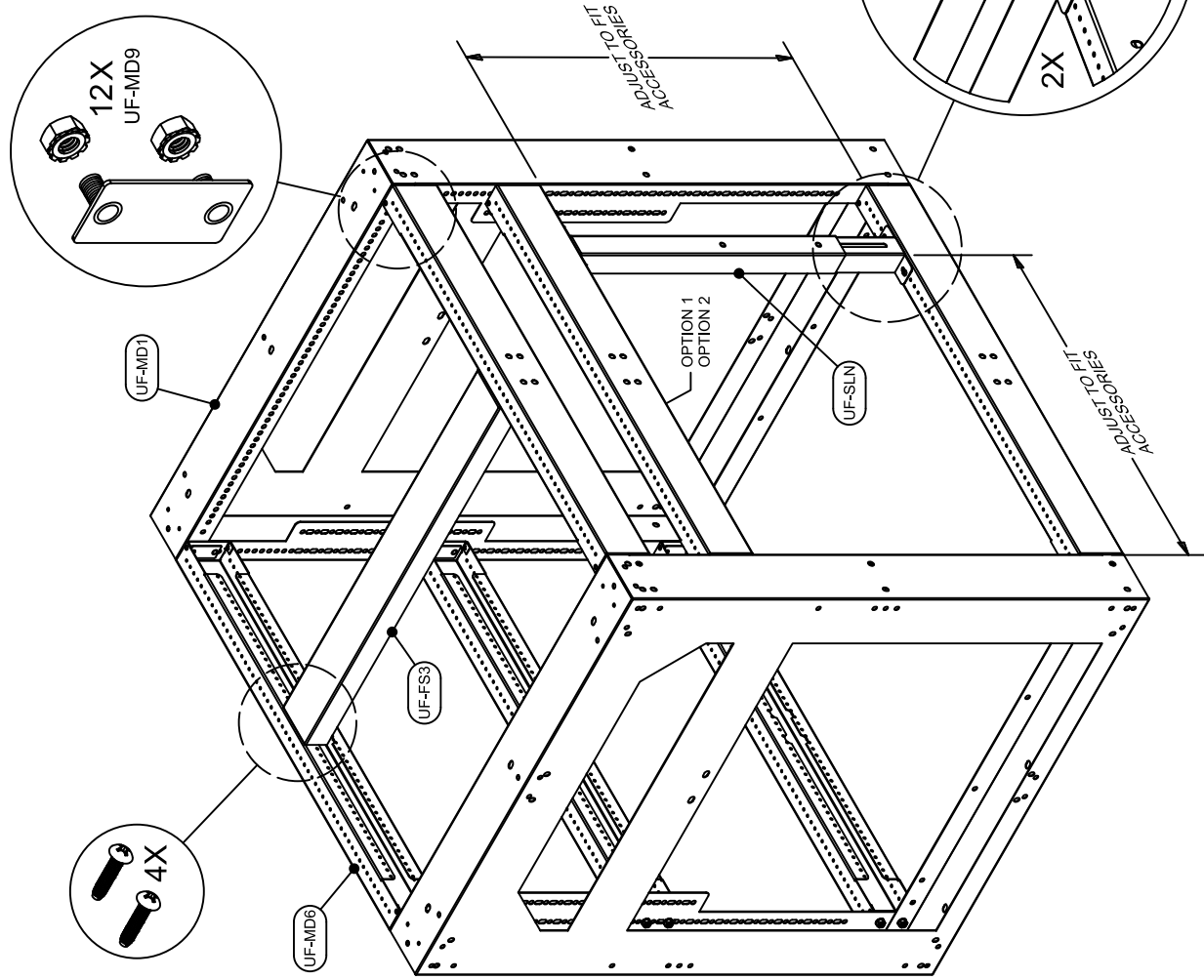
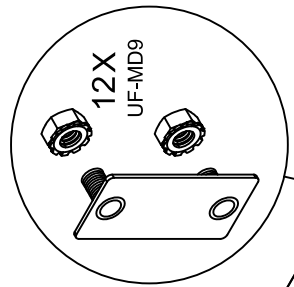
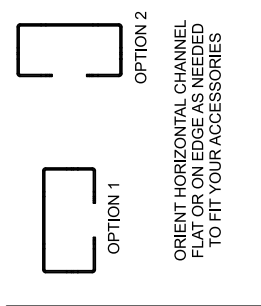


ASSEMBLY INSTRUCTIONS 36" MODULE

P/N: UF-M36

HARDWARE PROVIDED

- DOUBLE STUD PLATES (UF-MD9)
- 1/4-20 LOCK NUTS
- #8-32 X 3/4" THREAD CUTTING SCREWS



PARTS LIST		
PN	DESCRIPTION	QTY
UF-MD1	END PANEL OR SPACER	2
UF-MD6	HORIZONTAL CHANNEL, 29"	6
UF-SLN	ADJUSTABLE VERTICAL SLIDE	1
UF-MD9	DOUBLE STUD PLATE	12
UF-FS3	FLOOR SUPPORT, 26-1/2"	1

All installations must be ventilated in compliance with applicable local, state, and federal codes
All adjustments to be based on appliance manufacturer's recommendations and all local building codes