

ASSEMBLY INSTRUCTIONS 30" MODULE

P/N: UF-M30

HARDWARE PROVIDED



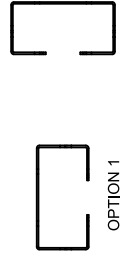
DOUBLE STUD PLATES (UF-MD9)



1/4-20 LOCK NUTS

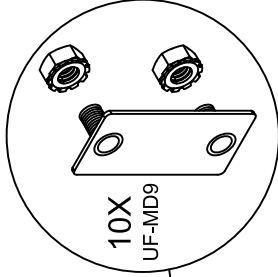


#8-32 X 3/4" THREAD CUTTING SCREWS

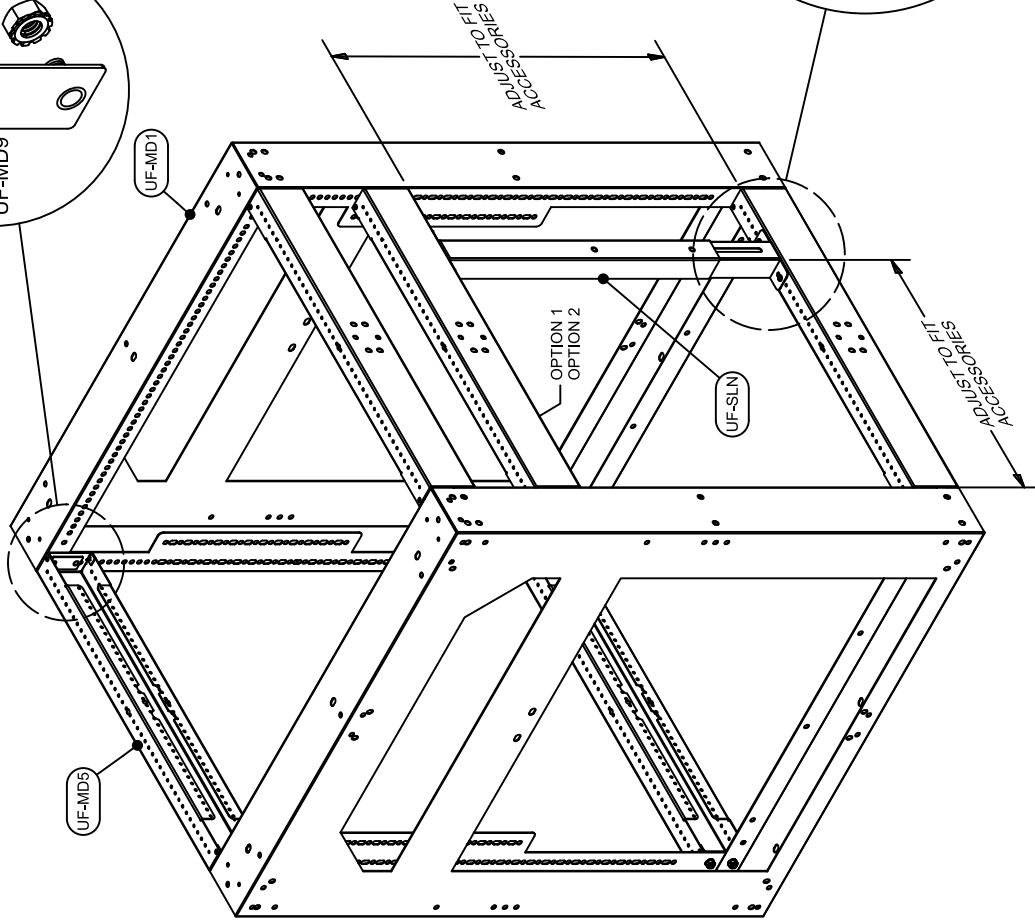


OPTION 2

ORIENT HORIZONTAL CHANNEL
FLAT OR ON EDGE AS NEEDED
TO FIT YOUR ACCESSORIES



10X
UF-MD9



| PARTS LIST | | |
|------------|---------------------------|-----|
| PN | DESCRIPTION | QTY |
| UF-MD1 | END PANEL OR SPACER | 2 |
| UF-MD5 | HORIZONTAL CHANNEL, 23" | 5 |
| UF-SLN | ADJUSTABLE VERTICAL SLIDE | 1 |
| UF-MD9 | DOUBLE STUD PLATE | 10 |

All installations must be ventilated in compliance with applicable local, state, and federal codes
All adjustments to be based on appliance manufacturer's recommendations and all local building codes