



EARTHQUIP

AFFORDABLE HEAVY EQUIPMENT SOLUTIONS

ALTERNATORS & STARTER MOTORS



NEW REPLACEMENT PARTS FOR HEAVY EQUIPMENT

HINO



02012220510

ALT 24V 80A SAWAFUJI 3PIN
J08C HINO
Manufacturer: Hino



A1312

ALT 24V 40A SAWAFUJI EX
REG PAD MNT
Manufacturer: Hino



A1314

ALTERNATOR HINOBUS 24V
130A ER
Manufacturer: Hino



A1315

ALTERNATOR HINO BUS
24V 150A
Manufacturer: Hino



A1401

ALTERNATOR 24V 25A HINO
VAC PMP
Manufacturer: Hino



A4025

ALT 24V35A LRG VAC BUS P.S.
Manufacturers: Nissan, Hino



A4026

GEN SAWAFUJI ALT 24V 40A
LGE PUMP
Manufacturer: Hino



A5070

ALT 24V 55AMP IC NISSAN
TRUCK FE6
Manufacturers: Nissan, Hino



A5071

ALT 24V A/M 55AMP
SUIT HINO
Manufacturer: Hino

HINO



A5072
ALTERNATOR 24V 30A HINO
SNGL LEG
Manufacturer: Hino



A5074
ALT, SAWAFUJI 24V 50A HINO
Manufacturer: Hino



A5076
ALTERNATOR HINO JO 1995-
Manufacturer: Hino



A5095
ALT.24V35A HINO I/R
1PM.98LGS
Manufacturer: Hino



A877
ALT DENSO D/P 24V 50A
HINO DUTRO
Manufacturer: Hino



S1472
STR 24V SUIT HINO
Manufacturer: Hino



S1472N
STR HINO N DENSO 24V
6.0KW 11TH
Manufacturer: Hino



S1473
STARTER HINO K SERIES 24V
6KW AM
Manufacturer: Hino



S1502
STARTER 24V 7KW SAWAFUJI
Manufacturer: Hino

HINO

S1503 CW Sub: HINO	
24v 6.0kw G/R Engine: EK100, EK200, EM100, EP100	
Dimensions (mm) Note: M170X120 Teeth: 11	
Pinion Offset: 60	Mt. Holes Ctr. to Ctr.: 170/165/120
Sprocket Diameter: 122	Pinion Diameter: 47
	Pinion At Rest: 42

S1503
 STR 24V DENSO 6KW HINO
 Manufacturer: Hino

S82076 CW Sub: HINO (SAWAFUJI TYPE)	
24v 5.5kw G/R Engine: EC100, EH700, H06C, H07C	
Dimensions (mm) Teeth: 11	
Pinion Offset: 60	Mt. Holes Ctr. to Ctr.: 141/125/106
Sprocket Diameter: 100	Pinion Diameter: 40
	Pinion At Rest: 28

S82076
 STR HINO SAWAFUJI 24V G/R
 Manufacturer: Hino

S89045 CW Sub: HINO	
24v 4.5kw G/R Engine: JO SERIES JO 505C, 505D	
Dimensions (mm) Teeth: 11	
Pinion Offset: n/a	Mt. Holes Ctr. to Ctr.: 143
Sprocket Diameter: 105	Pinion Diameter: 40
	Pinion At Rest: 30

S89045
 STARTER HINO 24V JO NOSELESS
 Manufacturer: Hino

S89047 Sub: HINO	
24v 4.5kw Engine: J05, S05	
Dimensions (mm) TOP HOLE THREADED Teeth: 11	
Pinion Offset: yes	Mt. Holes Ctr. to Ctr.: 195
Sprocket Diameter: 105	Pinion Diameter: 40
	Pinion At Rest: 30

S89047
 STR 24V 4.5KW SUIT HINO S05C,S05D "99-
 Manufacturer: Hino

S9020 CW Sub: HINO	
24v 4.5kw G/R Engine: DK10, DK20, DS50, DS70	
Dimensions (mm) Teeth: 13	
Pinion Offset: 60	Mt. Holes Ctr. to Ctr.: 133/133/103
Sprocket Diameter: 100	Pinion Diameter: 40
	Pinion At Rest: 35

S9020
 STARTER 24V 13TH HINO DK10 EB100 EB200 DS50
 Manufacturer: Hino

S9045 CW Sub: HINO	
24v 4.5kw G/R Engine: JO SERIES	
Dimensions (mm) Note: Top Mt. Hole Threaded Teeth: 11	
Pinion Offset: no	Mt. Holes Ctr. to Ctr.: 130
Sprocket Diameter: 105	Pinion Diameter: 40
	Pinion At Rest: 30

S9045
 STARTER NDENSO 24V SUIT HINO JO SERIES
 Manufacturer: Hino

S9065 CW Sub: TOYOTA DYNIA	
12v 2.5kw G/R Engine: 6-9T 1W DIESEL	
Dimensions (mm) Note: Top Mt. Hole Threaded Teeth: 11	
Pinion Offset: n/a	Mt. Holes Ctr. to Ctr.: 152
Sprocket Diameter: 105	Pinion Diameter: 40
	Pinion At Rest: 34.5

S9065
 STARTER 12V DENSO SUIT 1W
 Manufacturers: Toyota, Hino

S9067 CW Sub: HINO P-FD16, P-FD17	
24v 4.5kw G/R Engine: EC100, EH700	
Dimensions (mm) Teeth: 11	
Pinion Offset: 60	Mt. Holes Ctr. to Ctr.: 141/120/106
Sprocket Diameter: 100	Pinion Diameter: 40
	Pinion At Rest: 28

S9067
 STR DENSO 24V 11TH HINO 3BLT
 Manufacturer: Hino

S9067L CW Sub: HINO (BATTERY POST LEFT)	
24v 4.5kw G/R Engine: H06C, H07C, H07D (Late Model)	
Dimensions (mm) Teeth: 11	
Pinion Offset: 60	Mt. Holes Ctr. to Ctr.: 141/120/106
Sprocket Diameter: 100	Pinion Diameter: 40
	Pinion At Rest: 28

S9067L
 STARTER DENSO 24V SUIT H07C HINO
 Manufacturer: Hino

HINO



S9068

STR 24V N/D 11TH HINO
 2HOLE
 Manufacturer: Hino



S9070

STR DENSO 24V G/R SUIT
 1W 11TH
 Manufacturer: Hino



S9104


STR DENSO 5.5KW H/DUTY
 SUIT HINO
 Manufacturer: Hino

INTERNATIONAL



A12490

ALT BOSCH 12V 160AMP, D+, W
 Manufacturers: Kenworth, Mack,
 Volvo, Caterpillar, Cummins,
 International, John Deere,
 Massey Ferguson, Volvo Penta,
 Bosch



A2510JN

ALT. INTERNATIONAL TRUCK
 Manufacturer: International



LRS172

STARTER 12V LUCAS SUIT
 INT/CASE
 Manufacturer: International

CATERPILLAR



110-258

ALT,RPL PRESTOLITE, 24V 175A
 Manufacturers: Volvo Penta,
 Caterpillar, Cummins,
 Leece Neville



110-431

ALTERNATOR 24V 150A
 LOADHANDLER
 Manufacturers: Caterpillar,
 Cummins



110-555

ALT LEECE NEVILLE 12V 160A
 Manufacturers: Caterpillar,
 Cummins, Leece Neville



A1001

ALTERNATOR 12V 150A IR/EF
 21SI/ 22SI APPS
 Manufacturers: Yanmar,
 Kenworth, Mack, Caterpillar,
 Cummins



A1101

ALTERNATOR 24V 70A REP
 DELCO 27SI
 Manufacturers: GM,
 Kenworth, Mack, Caterpillar,
 Cummins



A12001

ALT 12V ND 40AMP
 CATAPILLAR SELF-EX
 Manufacturer: Caterpillar



A12060N

ALT 24V 95A IND,CATA.A/MKT
 Manufacturer: Caterpillar



A12192

ALT 12V 90A ND CATAPILLAR
 P-IG-L D/P
 Manufacturer: Caterpillar



A12490

ALT BOSCH 12V 160AMP,D+,W
 Manufacturers: Kenworth, Mack,
 Volvo, Caterpillar, Cummins,
 International, John Deere, Massey
 Ferguson, Volvo Penta, Bosch

CATERPILLAR



A7297

ALT, S/E, 24V 45A
BRUSHLESS 20SI
Manufacturers: Komatsu,
Delco, Caterpillar, Cummins



A7418

ALTERNATOR 12V 55A
MOTOROLA /CAT LEG 28MM
Manufacturers: Hyster,
Caterpillar



A7861

ALTR 12V 85AMP CHEV TRUCK
SEE A7981
Manufacturers: Caterpillar,
Chevrolet, GM, Delco



A7981-7

ALTR DELCO 12V 100AMP
CHEV TRUCK
Manufacturers: Caterpillar,
Chevrolet, GM, Delco



A8050

24V 35A MOTOROLA MARINE
ALT, ABOVE GRND
Manufacturer: Caterpillar



A8392

ALT, 24V 110A INS,S/E,HAS
W/L IF REQ
Manufacturer: Caterpillar



AR4020E4

ALT 24V 20A SEALED MIT
CAT,can be S/E
Manufacturers: Caterpillar,
Komatsu



M4T95478

STARTER MIT G/R JAP CAT or
use S9036
Manufacturer: Caterpillar



S1440M

STR 12TH 24V 7.5KW REP
NIKKO
Manufacturer: Caterpillar

CATERPILLAR

S17392 CW Subst: DAEWOO		12v 2.0kw G/R		Engine: 1.3L, 2.0L	
				Teeth: 10	
Dimensions (mm)					
Price Offert: n/a	Alt. Holes Cot. to Cot: 127	Spring Diameter: 69	Pinon Diameter: 40	Pinon At Root: 18	

S17392
 STR 12V 10TH CAT & DAEWOO LIFT
 Manufacturers: Forklift, Daewoo, Caterpillar

S17615 CW Subst: CATERPILLAR (WET CLUTCH)		12v 3.0kw OSGR		Engine: 3114, 3116	
				Teeth: 10	
Dimensions (mm)					
Price Offert: yes	Alt. Holes Cot. to Cot: 90/90/127	Spring Diameter: 66	Pinon Diameter: 40	Pinon At Root: 40	

S17615
 STARTER 12v DENSO 3KW SUIT CATERPILLAR
 Manufacturer: Caterpillar

S17616 CW Subst: CATERPILLAR (WET CLUTCH)		24v 5.5kw OSGR		Engine: 3114 - 3116	
				Teeth: 10	
Dimensions (mm)					
Price Offert: n/a	Alt. Holes Cot. to Cot: 90/90/127	Spring Diameter: 68	Pinon Diameter: 40	Pinon At Root: 40	

S17616
 STR 24V 5.5 10TH (WET) CAT
 Manufacturer: Caterpillar

S17618 CW Subst: JOHN DEERE 1990-		12v 4.0kw G/R		Engine: VARIOUS	
				Teeth: 10	
Dimensions (mm)					
Price Offert: n/a	Alt. Holes Cot. to Cot: 90/90/127	Spring Diameter: 66	Pinon Diameter: 40	Pinon At Root: 40	

S17618
 STR 12V John Deere 12v 4KW D/D
 Manufacturers: John Deere, Caterpillar

S17633 CW Subst: CATERPILLAR		12v 4.0kw D/D		Engine: 3246, 3204	
				Teeth: 10	
Dimensions (mm)					
Price Offert: n/a	Alt. Holes Cot. to Cot: 90/90/127	Spring Diameter: 66	Pinon Diameter: 40	Pinon At Root: 40	

S17633
 STR DENSO 12V 10TH D/D SUIT CAT SC \$200
 Manufacturer: Caterpillar

S18164P CW Subst: CATERPILLAR, KOBELCO 1990-		24v 5.5kw Planetary		Engine: MITSUBISHI	
				Teeth: 13	
Dimensions (mm)					
Price Offert: yes	Alt. Holes Cot. to Cot: 106/104/144	Spring Diameter: 100	Pinon Diameter: 47.5	Pinon At Root: 23	

S18164P
 STR 24V MITSU 3 HOLE 5.5 PLANETRY
 Manufacturers: Forklift, Kobelco, Mitsubishi, Caterpillar

S18246 CW Subst: CATERPILLAR		24v 5kw PLGR		Engine: MITSUBISHI S6E, S6S	
				Teeth: 10	
Dimensions (mm)					
Price Offert: n/a	Alt. Holes Cot. to Cot: 115/105/105	Spring Diameter: 62	Pinon Diameter: 39	Pinon At Root: 22	

S18246
 STARTER 24V 10TH CATAPILLAR WET
 Manufacturers: Forklift, Mitsubishi, Caterpillar

S19501 CW Subst: CAC, KENWORTH		12v 5.0kw		Engine:	
				Teeth: 10	
Dimensions (mm)					
Price Offert: n/a	Alt. Holes Cot. to Cot: 106x106x106	Spring Diameter: 60	Pinon Diameter: 40	Pinon At Root: 40	

S19501
 DENSO R TYPE STR - 12V 10TH 5.0KW
 Manufacturers: Caterpillar, Kenworth, Nippondenso

S6182 CW Subst: MITSUBISHI FORKLIFT		24v 5.0kw G/R		Engine: S6E, 4DQ	
				Teeth: 10	
Dimensions (mm)					
Price Offert: yes	Alt. Holes Cot. to Cot: 104	Spring Diameter: 62	Pinon Diameter: 39	Pinon At Root: 22	

S6182
 STARTER 24V 5.0KW S6E 4DQ
 Manufacturers: Forklift, Mitsubishi, Caterpillar

CATERPILLAR



S6264

STARTER 42MT 12V. 11TH
 56MM CCW
 Manufacturers: Caterpillar,
 Cummins



S9018

STARTER G/R TYPE 12V 12T
 46MM SUIT BT66
 Manufacturer: Caterpillar



S9036

STR 24V G/R SUIT CAT
 920.950.D4 WET
 Manufacturer: Caterpillar



S9036L

STR 24V G/R SUIT CAT BAT
 LH(WET)
 Manufacturer: Caterpillar



S9041

STR 12TH 12V G/R REP
 DD 10TH
 Manufacturer: Caterpillar



S9084

STR 12V 10TH REP M50/
 DELCO/BOSCH
 Manufacturers: Caterpillar,
 Perkins

CUMMINS



110-258

ALT,RPL PRESTOLITE, 24V 175A
Manufacturers: Volvo Penta, Caterpillar, Cummins, Leece Neville



110-431

ALTERNATOR 24V 150A
LOADHANDLER
Manufacturers: Caterpillar, Cummins



110-555

ALT LEECE NEVILLE 12V 160A
Manufacturers: Caterpillar, Cummins, Leece Neville



A1001

ALTERNATOR 12V 150A IR/EF
21SI/ 22SI APPS
Manufacturers: Yanmar, Kenworth, Mack, Caterpillar, Cummins



A1101

ALTERNATOR 24V 70A REP
DELCO 27SI
Manufacturers: GM, Kenworth, Mack, Caterpillar, Cummins



A12349

ND ALTERNATOR 12V 130
AMP MACK APPLICATIONS
Manufacturers: Mack, Cummins



A12490

ALT BOSCH 12V 160AMP,D+,W
Manufacturers: Kenworth, Mack, Volvo, Caterpillar, Cummins, International, John Deere, Massey Ferguson, Volvo Penta, Bosch



A7297

ALT, S/E, 24V 45A BRUSHLESS
20SI
Manufacturers: Komatsu, Delco, Caterpillar, Cummins



A8361

ALT DELCO QUAD MOUNT
12V 120A
Manufacturers: Cummins, Kenworth, Mack

CUMMINS

A8623 24V 35AMP		Sub: MOTOROLA	
Engine:			
			
Dimensions (mm)		Teeth: -	
Pinion Offset	Pinion Diameter	Pinion At Rest	Number of Gears
MB	13	170	1-v

A8623
 ALTERNATOR REP MOTOROLA
 24V 35A
 Manufacturer: Cummins

S16658 12v 2.5kw G/R		Sub: CUMMINS	
Engine: 4G52			
			
Dimensions (mm)		Teeth: 13	
Pinion Offset	Pinion Diameter	Pinion At Rest	
yes	68	40	

S16658
 STARTER 12V G/R SUIT
 CUMMINS
 Manufacturers: Cummins,
 Ford

S16990 12v 2.5kw G/R		Sub: CUMMINS	
Engine: 390, 580, 590			
			
Dimensions (mm)		Teeth: 13	
Pinion Offset	Pinion Diameter	Pinion At Rest	
yes	68	39	

S16990
 STARTER 12V 13TH CUMMINS
 CASE
 Manufacturer: Cummins

S1699024 24v 4.5kw G/R		Sub: CUMMINS ENGINES (WET CLUTCH)	
Engine: -			
			
Dimensions (mm)		Teeth: 13	
Pinion Offset	Pinion Diameter	Pinion At Rest	
n/a	89	47	

S1699024
 STARTER CUMMINS B 24V
 G/R WET
 Manufacturer: Cummins

S18406 12v 3.0kw G/R (Wet)		Sub: CUMMINS (NIPPONDENSO)	
Engine: 6C			
			
Dimensions (mm)		Teeth: 10	
Pinion Offset	Pinion Diameter	Pinion At Rest	
n/a	92	50	

S18406
 STR. 12V 4KW CUMMINS
 6C WET
 Manufacturer: Cummins

S18535 24v 6.0kw G/R		Sub: CUMMINS	
Engine: B3L			
			
Dimensions (mm)		Teeth: 10	
Pinion Offset	Pinion Diameter	Pinion At Rest	
yes	92	52	

S18535
 CUMMINS 24V, 10TOOTH
 (WET)
 Manufacturer: Cummins

S18981 12v 2.2kw G/R		Sub: CUMMINS 2003-	
Engine: B3.3L			
			
Dimensions (mm)		Teeth: 9	
Pinion Offset	Pinion Diameter	Pinion At Rest	
68	95	19	

S18981
 Cummins B3.3L Engine 2003-
 On 12v 2.2KW 9TH 35MM
 GEAR
 Manufacturer: Cummins

56804J 12v 7.2kw Replaces 11th Delco 56805U 12v 7.2kw Replaces 12th Delco 56813 24v 8.2kw Replaces 13th Delco 519535U 24v 8.2kw Replaces 11th Delco 56833 24v (38v) 3.8kw Replaces 13th Delco		39MT PGR 38MT PGR DELCO	
			
Dimensions (mm)		Teeth: 11th or 12th	
Pinion Offset	Pinion Diameter	Pinion At Rest	
yes	92	47	

S19535U
 STARTER 39MT 24V 11TOOTH
 CUMMINS
 Manufacturers: Delco,
 Cummins, Kenworth

CUMMINS



S6264

STARTER 42MT 12V. 11TH
56MM CCW
Manufacturers: Caterpillar,
Cummins



S7057

STARTER 28MT 12V WET
10TH32MM
Manufacturers: Cummins,
Delco



S7063

STR 28MT 12V 2.5KW 10TH
WET 32MM
Manufacturers: Cummins,
Delco



S7150

STARTER 24V 10TH32MM
28MT(DRY)
Manufacturers: Delco,
Cummins



S7158

STR 28MT 24V WET 10TH
32MM
Manufacturers: Mack, Delco,
Cummins



S7162

STR 28MT 24V 10THX32 WET
CUMMINS
Manufacturers: Cummins,
Delco



S9034

STARTER 24V ND WET
(CUMMINS)10TH
Manufacturers: Komatsu,
Cummins

DOOSAN



S17177

STARTER MITSU FORKLIFT 10TH PMGR

Manufacturers: Doosan, Mitsubishi, Forklift



S9055

STR 12V G/R ISEKI/ISUZU/DOOSAN 11TH

Manufacturers: Iseki, Doosan, Isuzu

FORD



A11054

ALT, FORD FOCUS & VOLVO S40,c/w ORC

Manufacturers: Ford, Volvo



A12046

ALT, 12V LUCAS 55amp L.H. with pulley & fan

Manufacturers: Massey Ferguson, Ford, Perkins



A12072

A115 70A LUCAS ALTERNATOR RH

Manufacturers: Ford, Perkins, Rover

FORD

A13190
 12v
 75a

With FORD MERCURY, TEMPO, TOPAZ
 Engine 2.3L

Dimensions					
Adj Hole Diameter	Flange Hole Diameter	Adj In Flange	Leg/Tooth Length	Pulley Diameter	Number of Grooves
8	10	151	78	75	1-V

A13190
 ALT.FORD TEMPO MERCURY TOPAZ 2.3L
 Manufacturer: Ford

A13196
 12v
 70a 1/R

With MAZDA 626, B1800, B2000, B2200
 Engine F8, FE

Dimensions (mm)					
Adj Hole Diameter	Flange Hole Diameter	Adj In Flange	Leg/Tooth Length	Pulley Diameter	Number of Grooves
6	8/10	176	65	64	3

A13196
 ALT MITSU IR/IF 3RIB MAZDA S&L
 Manufacturers: Mazda, Ford

A13445
 12v
 80a 1/R

With MAZDA 626 1993-97
 Engine -

Dimensions (mm)					
Adj Hole Diameter	Flange Hole Diameter	Adj In Flange	Leg/Tooth Length	Pulley Diameter	Number of Grooves
8	10	175	67	54	4

A13445
 ALT.FORD PROBE, MAZDA626,KIA
 Manufacturers: Mazda, Ford

A13446
 12v
 90a 1/R

With MAZDA 626 1992-96
 TXS 1992-96
 Engine K7, KL, KB

Dimensions (mm)					
Adj Hole Diameter	Flange Hole Diameter	Adj In Flange	Leg/Tooth Length	Pulley Diameter	Number of Grooves
10	8 x 10	175	65	59	5

A13446
 ALT.12V 90A PROBE 626 MX6 CRONOS
 Manufacturers: Mazda, Ford

A14029
 12v
 50a 1/R

With FORD ESCORT, CORTINA
 Engine VARIOUS

Dimensions					
Adj Hole Diameter	Flange Hole Diameter	Adj In Flange	Leg/Tooth Length	Pulley Diameter	Number of Grooves
8	8	143	86	65	1-V

A14029
 ALT -12V.18ACR L.H. LUCAS 50AMP LRA100
 Manufacturers: Ford, Perkins, Massey Ferguson, Rover

A14030
 12v
 50a 1/R

With LUCAS 18ACR
 Engine Various Right Hand Version

Dimensions					
Adj Hole Diameter	Flange Hole Diameter	Adj In Flange	Leg/Tooth Length	Pulley Diameter	Number of Grooves
8	8	143	86	65	1-V

A14030
 ALT 12 V 18 ACR LRA101 (2 CLOCK ADJ)
 Manufacturers: Ford, Perkins, Massey Ferguson, Rover

A14092
 12v
 70a 1/R

With ROVER
 Engine

Dimensions (mm)					
Adj Hole Diameter	Flange Hole Diameter	Adj In Flange	Leg/Tooth Length	Pulley Diameter	Number of Grooves
8	8	143	86	65	1-V

A14092
 ALT.LUCAS A113 LEFT HAND 12V 70AMP
 Manufacturers: Ford, Perkins, Rover

A14902
 12v
 60a 1/R

With MAZDA 323
 Engine 1.6L

Dimensions (mm)					
Adj Hole Diameter	Flange Hole Diameter	Adj In Flange	Leg/Tooth Length	Pulley Diameter	Number of Grooves
6	8	175	65	67	1V

A14902
 ALTERNATOR 12V P TERM LAS/MAZ
 Manufacturers: Ford, Mazda

NO IMAGE AVAILABLE


A1620
 ALT VAC TYPE LUC TRANSIT NO PUMP
 Manufacturer: Ford

FORD

**NO
IMAGE
AVAILABLE**

A1620F

Replace with BX415016
Manufacturer: Ford



A1620M

ALTERNATOR TRANSIT MIT
W/PMP
Manufacturer: Ford



A1808

ALTERNATOR MOTORCRAFT
MONDEO DIESEL
Manufacturer: Ford



A20969

ALT 12V BOSCH MONDEO
ALT-2066
Manufacturers: Ford, Bosch



A21222

ALTERNATOR FORD ESCORT
1.6L 70A
Manufacturer: Ford



A21356

ALT FORD FOCUS 1.4 1.6
98-2000 PCM CONT
Manufacturer: Ford



A22169

ALT FORD FIESTA 1.4L, 1.6L
16V 2001-ON
Manufacturer: Ford



A23064


ALT.12V 90A ODD MAZDA,
HITACHI,
Manufacturers: Ford, Mazda



A23201

ALT M/CRAFT FORD/MAZDA
BOUNTY
Manufacturers: Mazda, Ford

FORD



A23839

ALT, 12V, DENSO FOCUS PAD
MNT 04~ PCM CONTROL
Manufacturer: Ford



A23839CP

ALT 12V ND SUIT FOCUS PAD
MNT 04- PCM ORC
Manufacturers: Ford, Volvo



A23912

ALT, FORD FOCUS 1.8L TDCI
2005-ON
Manufacturer: Ford



A23925

ALT 12V BOSCH C/P
TRANSIT,FIAT,2006-13
Manufacturers: Citroen, Fiat,
Peugeot, Ford, Bosch



A3T14791

ALT SUIT FORD V8 2 PIN
Manufacturer: Ford



A3TJ1691

ALT LATE FORD AUSSIE fg
Manufacturer: Ford



A4036

ALTERNATOR 12V 70A
UNIVERSAL LUCAS TYPE
Manufacturers: Ford, Forklift,
Perkins, Rover



A4215

ALT FORD ESCORT 1.8D
1996-1999
Manufacturer: Ford



A4219

ALTERNATOR FORD FOCUS
12V 80AMP
Manufacturer: Ford

FORD



A4222

ALT MONDEO/ESCORT 12V
90A DIESEL
Manufacturer: Ford



A4227

ALT, LAND ROVER 12V 100A
R.H. ADJ
Manufacturers: Land Rover,
Ford, Perkins, Rover



A4227L

ALT, LAND ROVER 12V 115A
L.H. Adj 10 oclock
Manufacturers: Ford, Perkin,
Rover, Land Rover




A4228

ALT, 12V 120A EUROPEAN...
R.H ADJ,
Manufacturers: Rover, Ford,
Perkins, Land Rover



A7750

ALT FORD EXPLORER 12V 95A
Manufacturer: Ford



A7751

ALTERNATOR MOTORCRAFT
95A 3G SERIES
Manufacturer: Ford



A7753

FORD ALT 12V 95A SUIT FORD
3G 4.6L
Manufacturer: Ford



A7755

ALTERNATOR FALCON V8
12V95A IR >
Manufacturer: Ford



A7758

ALTERNATOR FORD 3G 12V
90A
Manufacturer: Ford

FORD



A7759M

ALT AU FALCON. MITSU 2 PIN TYPE

Manufacturer: Ford



A7768

MOTORCRAFT 12V 130A FORD EXPLORER

Manufacturer: Ford



A7771

ALTERNATOR FORD F250,F350 12V 130AMP

Manufacturer: Ford



A7775

ALTERNATOR FORD MONDEO/ CONTOUR 130A 95-98

Manufacturer: Ford



A7778-11

ALTERNATOR FORD TRUCK 115A 93/98

Manufacturer: Ford



A7780

ALT 12V 130A FORD TAURUS

Manufacturer: Ford



A7785-3

ALT SUIT FORD 95A 8 RIB

Manufacturer: Ford



A7786

ALT FORD 4G TRI MOUNT FALCON/EXPLORER

Manufacturer: Ford



A7787

ALT FORD EXPLORER 96-2001

Manufacturer: Ford

FORD



A8250

ALT FORD MONDEO/ESCAPE
Manufacturer: Ford



A8259

ALT TRIBUTE FORD ESCAPE
LRC REG PAD MT
Manufacturers: Mazda, Ford



A8315

ALT FORD 02-04 135A Pcm
controlled FG FALCON
Manufacturer: Ford



A8440

ALT, Visteon Focus & MONDEO
Manufacturer: Ford



A91897

ALT MITSUI 12V SUIT FORD EB
Manufacturer: Ford



A9602

ALT, 12V FORD FALCON I/F EF
EL 6CYL
Manufacturer: Ford



A-V001

ALT. 12v 50AMP TRADER/
TITAN...VAC
Manufacturers: Mazda, Ford



A-V002

ALTERNATOR 24V MAZDA
TITAN IF/IR L & R
Manufacturers: Mazda, Ford



BX415016

ALT, INC ORC, REP BOSCH
TRANSIT 2000-06
Manufacturers: Ford, Bosch

FORD



BXC8071
STARTER CORTINA PLNTRY
SUIT AUTO
Manufacturer: Ford



BXF1238
ALT FORD 12V 55A 76MM
FOOT INT REG
Manufacturers: Bosch, Ford



BXF1257
EA,EB FALCON ALT,12V 85 AMP
Manufacturers: Bosch, Ford



BXF128
BOSCH STR, XP-BF FALCON &
Territory
Manufacturers: Ford, Bosch



S1234
STARTER 12V ND SUIT V6
ZEPHYR
Manufacturer: Ford



S1620B
STARTER BOSCH TRANSIT
DSL 12V
Manufacturers: Ford, Bosch



S1620F
STARTER 12TH MOTORCRAFT
TRANSIT
Manufacturer: Ford



S16527
STR.MAZDA 626 1979-82
Manufacturers: Ford, Mazda



S16658
STARTER 12V G/R SUIT
CUMMINS
Manufacturers: Cummins,
Ford

FORD

S16859	CW	Sub: FORD
12v 8.0kw D/D		Engine: 4 CYL - PETROL
		
Dimensions (mm)		Teeth: 8
Price Offset: n/a	Alt. Holes Cut. to Cut: 79/90/109	Spigot Diameter: 74
Price Diameter: 26.5	Price At Rest: 13	

S16859
STARTER MAZDA 8TH 3HOLE
Manufacturer: Ford

S16933	CW	Sub: MAZDA 323 626 MX5 PROTEGE
12v 1.4kw PMGR		Engine: BP B6 F2 F5
		
Dimensions (mm) Note: All Mt. Holes Threaded		Teeth: 10
Price Offset: n/a	Alt. Holes Cut. to Cut: 110 x 78 x 77	Spigot Diameter: 74
Price Diameter: 31.5	Price At Rest: 16	

S16933
STR.MAZDA 2.2L PICKUP
1988-93
Manufacturers: Mazda, Ford

S17010	CCW	Sub: FORD FESTIVA 1988-93
12v 0.8kw D/D		Engine: 1.3L
		
Dimensions (mm)		Teeth: 8
Price Offset: n/a	Alt. Holes Cut. to Cut: 115	Spigot Diameter: 78
Price Diameter: 28	Price At Rest: 20	

S17010
STR FORD FESTIVA 88-93 CCW
Manufacturers: Mazda, Ford

S17244	CW	Sub: FORD AG TRACTOR
12v 1.2kw G/R		Engine: 3-77, 3-81, 3-85 DIESEL
		
Dimensions (mm)		Teeth: 11
Price Offset: yes	Alt. Holes Cut. to Cut: 111	Spigot Diameter: 34
Price Diameter: 34	Price At Rest: 19	

S17244
STARTER MITSU G/R FORD/
MIT 3CYL
Manufacturers: Ford,
Mitsubishi

S17244N	CW	Sub: FORD AG TRACTOR
12v 2.0kw G/R		Engine: 3-77, 3-88, 3-85 DIESEL
		
Dimensions (mm)		Teeth: 9
Price Offset: n/a	Alt. Holes Cut. to Cut: 111	Spigot Diameter: 34
Price Diameter: 34	Price At Rest: 19	

S17244N
STARTER H/D SUIT PERKINS
G/R
Manufacturer: Ford

S17578	CW	Sub: FORD
12v 3.6kw PLGR		Engine: 7.3L DIESEL
		
Dimensions (mm)		Teeth: 12
Price Offset: yes	Alt. Holes Cut. to Cut: 90/90/127	Spigot Diameter: 66
Price Diameter: 36	Price At Rest: 33	

S17578
STR.FORD TRUCKS 7.3L DSL
W/DIRECT
Manufacturer: Ford

S2002	CW	Sub: FORD GRANADA
12v 1.4kw PMGR		Engine: 2.4, 2.9
		
Dimensions (mm)		Teeth: 9
Price Offset: n/a	Alt. Holes Cut. to Cut: 105	Spigot Diameter: 76
Price Diameter: 25	Price At Rest: 6	

S2002
STARTER 12V PMGR FORD
GRANADA
Manufacturer: Ford

S2007	CW	Sub: FORD SIERRA
12v 1.4kw PMGR		Engine: -
		
Dimensions (mm)		Teeth: 10
Price Offset: n/a	Alt. Holes Cut. to Cut: 114.4/90/90	Spigot Diameter: 68.5
Price Diameter: 26	Price At Rest: 26	

S2007
STARTER FORD 12V PMGR
Manufacturer: Ford

S2009	CW	Sub: FORD w/GRANADA, SCORPIO, SIERRA
12v 1.4kw PMGR		Engine: 1.8, 2.0, 2.0L
		
Dimensions (mm)		Teeth: 10
Price Offset: n/a	Alt. Holes Cut. to Cut: 114/90.5/90.5	Spigot Diameter: 76
Price Diameter: 27	Price At Rest: 14.5	

S2009
STARTER BOSCH PMGR FORD
1.8 2LTR
Manufacturers: Ford, Bosch

FORD



S2018
STARTER 12V SUIT FORD KA
21TH CCW
Manufacturer: Ford



S2038
FORD MONDEO
Manufacturer: Ford



S2048
FORD GRANADA
Manufacturer: Ford



S2232
FORD STR 12V 2.3KW SIDE
MT. TRANSIT 2000
Manufacturer: Ford



S289A
STARTER FORD V8 AUTO
ND G/R
Manufacturer: Ford



S289M
STARTER FORD V8 MANUAL
Manufacturer: Ford



S3043
STARTER 12V FORD USA
PMGR V8 REPLACES RATRAP
Manufacturer: Ford



S30733
STR 12V 1.7KW EURO FORD/
MAZDA PLANETARY
Manufacturers: Mazda, Ford



S31167
STR,12V 1.1KW FOCUS/
FIESTA 95-ON
Manufacturer: Ford

FORD



S31305
 STARTER 12V MAZDA/FORD
 CCW TITAN, TRADER
 Manufacturers: Mazda, Ford



S3180
 STARTER PMGR REP RAT
 TRAP AUTO
 Manufacturer: Ford



S3185
 STR RATTRAP REPLACEMENT
 MANUAL
 Manufacturer: Ford



S3205
 STR FORD 12V PMGR V8, AUTO
 Manufacturer: Ford



S3213
 STR FORD PMGR 10TH 90-95
 V8 AU111
 Manufacturer: Ford



S3217
 FORD 12V 1.4KW 10TH
 ESCORT 91-97
 Manufacturer: Ford



S3223
 STR FORD V8 PMGR MANUAL
 Manufacturer: Ford



S3224
 STR 12V 1.4KW 10TH
 EXPLORER 91-95
 Manufacturer: Ford



S3232
 STR 12V 1.4KW 10TH
 EXPLORER V6 4.0L
 Manufacturer: Ford

FORD



S32507
 STARTER SUIT FORD FOCUS/
 MONDEO 12V CW 11TH
 1.5KW
 Manufacturer: Ford



S3261
 STARTER 12V PMGR FORD/
 MONDEO
 Manufacturer: Ford



S3262
 STARTER FORD PMGR 10TH
 MONDEO
 Manufacturer: Ford



S3264
 STARTER FORD TAURUS TOP
 MOUNT
 Manufacturers: Ford, Mazda



S3271
 STARTER FORD 4.0L V6 PMGR
 EXPLORER/RANGER 99-2006
 Manufacturer: Ford



S33149
 FORD ESCORT, FOCUS
 MONDEO 1.6L, 1.8L, 2.0L
 1995-02
 Manufacturer: Ford



S33243
 STR TRANSIT/ DUCATO
 2006 ON
 Manufacturers: Ford, Fiat



S351A
 STR FORD AUTO G/R
 HEAVY DUTY
 Manufacturer: Ford



S351M
 STR FORD MANUAL G/R
 HEAVY DUTY
 Manufacturer: Ford

FORD

S3598 CW		Subs: FORD ESCAPE, MONDEO	
12v 1.2kw PMGR		Engine: -	
			
Dimensions (mm)		Teeth: 10	
Price Offset: no	Alt. Holes Cut. to Cut: 65/66/103	Target Diameter: 76	Price At Rest: 3

S3598
FORD MONDEO/ESCAPE 12V 1.2KW 10th
Manufacturer: Ford

S4830 CW		Subs: FORD	
12v 2.0kw G/R		Engine: 2.5L Diesel	
			
Dimensions (mm)		Teeth: 9	
Price Offset: yes	Alt. Holes Cut. to Cut: 137/95/76	Target Diameter: 62	Price At Rest: 18

S4830
STR,ND,2.5L DSL,RPL FORD COURIER & MITSU
Manufacturers: Mazda, Ford

S5000 CW		Subs: FORD (NISSAN/DAISON)	
12v 2.0kw G/R		Engine: PERKINS	
			
Dimensions (mm)		Teeth: 10	
Price Offset: no	Alt. Holes Cut. to Cut: 182/102/146	Target Diameter: 92	Price At Rest: 21

S5000
STARTER G/R SUIT FORD TRACTOR
Manufacturer: Ford

S5000HD CW		Subs: FORD	
12v 2.5kw G/R		Engine: M45, M50	
			
Dimensions (mm)		Teeth: 10	
Price Offset: no	Alt. Holes Cut. to Cut: 146/103/103	Target Diameter: 92	Price At Rest: 20

S5000HD
STARTER 12V 10TH G/R HD REP M50
Manufacturer: Ford

S5001HD CW		Subs: FORD 5000 TRACTOR	
12v 2.5kw G/R		Engine: FORD INDUSTRIAL	
			
Dimensions (mm)		Teeth: 10	
Price Offset: no	Alt. Holes Cut. to Cut: 183/103/146	Target Diameter: 92	Price At Rest: 20

S5001HD
STARTER 12V 10TH REP M50/CA45
Manufacturer: Ford

S54471 CCW		Subs: MAZDA TITAN	
12v 2.7kw G/R		Engine: HA, XA	
			
Dimensions (mm)		Teeth: 14	
Price Offset: yes	Alt. Holes Cut. to Cut: 185/106/144	Target Diameter: 100	Price At Rest: 29

S54471
STARTER 12V CCW SUIT MAZDA
Manufacturers: Mazda, Ford

S6037 CW		Subs: FORD	
12v 2.0kw G/R		Engine: -	
			
Dimensions (mm)		Teeth: 13	
Price Offset: yes	Alt. Holes Cut. to Cut: 111	Target Diameter: 74	Price At Rest: 20

S6037
STARTER MITSU H/D G/R SUIT PERKINS
Manufacturers: Perkins, Ford

S6646 CW		Subs: FORD V6, V10	
12v 1.4kw PMGR		Engine: 4.6 - 6.8L	
			
Dimensions (mm)		Teeth: 12	
Price Offset: no	Alt. Holes Cut. to Cut: 64/63/102	Target Diameter: 76	Price At Rest: 16

S6646
FORD 1999-06 4.6L-6.8L NOSELESS
Manufacturer: Ford

S6647 CW		Subs: FORD V6 AUTOMATIC	
12v 1.4kw PMGR		Engine: 4.2L V6	
			
Dimensions (mm)		Teeth: 10	
Price Offset: yes	Alt. Holes Cut. to Cut: 135	Target Diameter: 104	Price At Rest: 14

S6647
STR SUIT FORD AUTO (NEW NOSELESS)
Manufacturer: Ford

FORD



S6656

STR FORD ESCAPE, JAGUAR X TYPE

Manufacturers: Ford, Mazda, Jaguar



S6657

STR SUIT MAZDA /FORD PAD MOUNT

Manufacturers: Mazda, Ford



S6658

STR 4.6L V8 EXPLORER 02-06 NOSELESS

Manufacturer: Ford



S6669

STARTER 12V 10TH G/R HD REP M50

Manufacturer: Ford



S6670

FORD E, F-SERIES 6.0L DSL 2003-06

Manufacturer: Ford



S6674

STARTER MAZDA/FORD ESCAPE TRIBUTE 2004-2006

Manufacturers: Ford, Mazda



S7051

STR 12V 10TH 32MM 28MT

Manufacturers: Ford, Delco



S7056

STARTER 28MT 12V 10TH 32MM DRY

Manufacturers: Ford, Delco



S87091

STR 24V CCW TRADER/TITAN PLANETRY

Manufacturers: Mazda, Ford

FORD



S9052

STR 24V SUIT ZB 13th MAZDA
 N.D.G/R
 Manufacturers: Mazda, Ford



S9090

STR 24V CCW N/D MAZDA
 SL HA
 Manufacturers: Mazda, Ford



SB003

STARTER BOSCH 2.2KW PLGR
 DIESEL FORD
 Manufacturers: Ford, Bosch

FORKLIFT



A107

ALTERNATOR 12V IC FORKLIFT
 Manufacturers: Forklift, Kubota



A1213B

ALTERNATOR NISSAN FORK
 12V 40A
 Manufacturers: Nissan, Forklift



A1213B

ALTERNATOR 12V YALE FORK
 LIFT
 Manufacturers: Forklift, Yale

FORKLIFT



A12180

ALT, 12V KUBOTA, FORKL, IG & L
Manufacturers: Forklift,
Kubota



A12184

ALTERNATOR 12v TOYOTA
FORK 55A
Manufacturers: Forklift,
Toyota, Kubota



A12187

ALTERNATOR 12V ND TOY
F/HOIST
Manufacturers: Forklift,
Toyota, Kubota



A12210

ALTERNATOR TOYOTA F/LIFT
24V 20a
Manufacturers: Forklift,
Toyota, Kubota



A12243

ALT KOMATSU 24V 20A WAS
A900N
Manufacturers: Forklift,
Komatsu



A12357

ALTERNATOR 12V ND
FORKLIFT
Manufacturers: Forklift,
Toyota



A13171

ALT.TOYOTA EXT REG, EXT FAN,
1979-82
Manufacturers: Toyota,
Forklift



A4036

ALTERNATOR 12V 70A
UNIVERSAL LUCAS TYPE
Manufacturers: Ford, Forklift,
Perkins, Rover



A900

ALT, 24V 25A IC REG L & R
Manufacturers: Yanmar,
Forklift, Kubota

FORKLIFT



A900N

USE A12243

Manufacturers: Forklift,
Komatsu



A901

ALT, I/R 12V 35A RPL HITACHI

Manufacturers: Hitachi,
Forklift, Yanmar



S16207GR

STARTER SUIT NISSAN 9TH G/R

Manufacturers: Forklift, Nissan



S16210

STR 1.2KW PMGR NISSAN
9TH NO THREAD

Manufacturers: Nissan, Forklift



S16211

STR.NISSAN 210SERIES
1971-82 8TH A12

Manufacturers: Nissan, Forklift



S16223

STARTER 12V P/E KOMATSU
P40

Manufacturers: Komats,
Toyota, Forklift



S16791

STARTER ND GR FORKHOIST 4Y

Manufacturers: Forklift,
Toyota



S16793

STARTER CLARK FORKLIFT

Manufacturers: Forklift,
Mitsubishi



S16794

STARTER NISSAN H20, H15 8TH

Manufacturers: Nissan, Forklift

FORKLIFT



S16795GR
STARTER DENSO G/R SUIT FORKLIFT
Manufacturers: Forklift, Hyster



S16798
STARTER YALE FORKLIFT 8TH D/D
Manufacturers: Forklift, Yale, Nissan



S16939
STARTER, HYUNDAI, MITSUBISHI PMGR
Manufacturers: Mitsubishi, Forklift, Hyundai



S17081
STARTER 12V 11TH MITSUBISHI G/R WET
Manufacturers: Mitsubishi, Forklift



S17096
STARTER 12V MITSUBISHI INDUSTRIAL
Manufacturers: Forklift, Mitsubishi



S17097
SUIT KOMATSU FORKLIFT
Manufacturers: Forklift, Komatsu, Mitsubishi



S17100
STARTER N.D G/R 10TH PERKINS/HYSTER
Manufacturers: Perkins, Hyster, Forklift



S17177
STARTER MITSUBISHI FORKLIFT 10TH PMGR
Manufacturers: Doosan, Mitsubishi, Forklift



S17278
STARTER ND 12V toyota engine
Manufacturer: Forklift

FORKLIFT



S17392

STR 12V 10TH CAT & DAEWOO LIFT
Manufacturers: Forklift, Daewoo, Caterpillar



S17425

STR.NISSAN 2.4L Z PLANETRY
Manufacturers: Nissan, Forklift



S18067

STARTER 12V 2KW G/R ISUZU 2.2DI
Manufacturers: Isuzu, Forklift



S18164P

STR 24V MITSU 3 HOLE 5.5 PLANETRY
Manufacturers: Forklift, Kobelco, Mitsubishi, Caterpillar



S18171

STARTER 12V 2.2KW YALE 13TH
Manufacturers: Yale, Forklift, Hyster, Perkins



S18173

YALE FORKLIFT MITSU ENGINE 12VOLT
Manufacturers: Forklift, Yale



S18198

STR (WET)G/R SUIT HYSTER FORKLIFT
Manufacturers: Forklift, Hyster



S18246

STARTER 24V 10TH CATAPILLAR WET
Manufacturers: Forklift, Mitsubishi, Caterpillar



S18973

STR 12V SUIT NISSAN F/LIFT
Manufacturers: Nissan, Forklift

FORKLIFT



S19719
 STARTER S4S/ S6S 12V
 2.8KW 10TH G/R
 Manufacturers: Mitsubishi,
 Forklift



S2216
 AUDI 1.9L DIESEL STARTER -
 EUROLIFT LINDE
 Manufacturers: Forklift, Audi



S358
 STARTER ND GR SUIT CROWN
 F/LIFT
 Manufacturer: Forklift



S4328
 STARTER 12V ND RPL DELCO
 9TH 29MM
 Manufacturer: Forklift



S6034
 STARTER 12V G/R S4S 4DQ
 2KW
 Manufacturers: Forklift,
 Mitsubishi



S6034HD
 STARTER MITSU S4S 12V PLGR
 TYPE H/D
 Manufacturers: Mitsubishi,
 Forklift



S6144
 STARTER 24V G/R SUIT MIT
 Manufacturers: Forklift,
 Mitsubishi



S6182
 STARTER 24V 5.0KW S6E 4DQ
 Manufacturers: Forklift,
 Mitsubishi, Caterpillar



S6471
 STR YALE FORK 12V 14TH CW
 Manufacturers: Forklift, Yale

FORKLIFT



S6570
 28MT 12V 2.5KW 10TH SUIT
 JOHN DEERE
 Manufacturers: John Deere,
 Delco, Bobcat, Forklift



S7067
 STARTER 12V 10TH40MM
 28MT(DRY)
 Manufacturer: Forklift



S8610
 STARTER 24V G/R HALLA
 FORKLIFT
 Manufacturer: Forklift



S9048
 STARTER 12V G/R ISUZU H/D
 Manufacturers: Forklift, Isuzu,
 Komatsu



S9057
 STR N/D 24V 4.5KW SUIT D
 SERIES
 Manufacturers: Forklift, Toyota



S9064
 STARTER 12V 11TH TOYOTA
 FORK WET!
 Manufacturers: Forklift,
 Toyota



S988NGR
 STR DENSO G/R SUIT SD22-25
 FORKLIFT
 Manufacturers: Nissan, Forklift

ISUZU



0-24000-0088
 STR NIKKO 24V 5.5KW 13TH
 O/SET ISUZU 4HK1
 Manufacturer: Isuzu



0-33000-5650
 ALTERNATOR 12V NIKKO
 ALT 12OCLOCK
 Manufacturer: Isuzu



0-33000-5660
 ALTERNATOR 12V ISEKI
 TRACTOR
 Manufacturers: Isuzu, Iseki



100211-2681
 ALT SUIT ISUZU 24V 40A
 6BD1T, 6GM1
 Manufacturer: Isuzu



A1200N
 ALTERNATOR NIKKO 24V
 30A 4BD1T
 Manufacturers: Komatsu,
 Isuzu



A12251M
 ALTERNATOR 24V 40A 9
 RIB KOMATSU
 Manufacturers: Komatsu,
 Isuzu



A12258
 ALTERNATOR 24V 40A
 B\LESS NIKKO
 Manufacturers: Isuzu, Komatsu



A1225880
 ALTERNATOR NIKKO 24V 80A
 ISUZU (SPECIAL)
 Manufacturer: Isuzu



A12258M
 ALTERNATOR 24V 50A SUIT
 ISUZU
 Manufacturers: Isuzu,
 Komatsu

ISUZU



A12263

ALTERNATOR 24V 35A NIKKO, ISUZU
Manufacturers: Isuzu, Komatsu



A12266

ALT 24V 25A NIKKO SUIT 6BD1 & 6BB1
Manufacturers: Isuzu, Komatsu



A12331

ALT ISUZU 24V 25A VAC ER/EF
Manufacturer: Isuzu



A12360

ALT REP NIKKO HITACHI EXCAVATOR 24V
Manufacturers: Hitachi, Isuzu, Komatsu



A13521

ALT.ISUZU TROOPER 1992-94
Manufacturer: Isuzu



A13564

ALT.HONDA PASSPORT, ISUZU, RODEO
Manufacturers: Isuzu, Honda



A13935

ALTERNATOR SUIT HONDA/ ISUZU 3.2
Manufacturers: Isuzu, Honda



A14732

ALT.ISUZU GEO 1985-89 D-IG-L
Manufacturer: Isuzu



A14960

ALT.HONDA ISUZU 1991-95
Manufacturers: Isuzu, Holden, GM

ISUZU



A20095
ALT 12V HITACHI V/PUMP
ISUZU/HOLDEN
Manufacturers: Holden, Isuzu



A20212
ALTERNATOR ISUZU D-MAX
90A NEW
Manufacturer: Isuzu



A5770
ALTERNATOR NIKKO 24V 40A
ISUZU I/R
Manufacturer: Isuzu



A5770V
ALT 24V 40A V/PUMP, RPL
NIKKO
Manufacturer: Isuzu



A70767
ALT ISUZU 12V 70A IF/IF LIGHT
/SENSE 4JX1
Manufacturer: Isuzu



A801
ALTERNATOR 12V 80A VAC
ISUZU
Manufacturers: Isuzu, Holden



A850
ALT.ISUZU 12V VAC 30CC PMP
Manufacturer: Isuzu



A851
ALTERNATOR ISUZU 12V
60A 50CC
Manufacturer: Isuzu



A85100
ALT 12V ISUZU 100MM LEG
UNI VAC
Manufacturer: Isuzu

ISUZU



A852

ALT. 24V ISUZU 50CC 11 OCL 3 PULLEY
Manufacturer: Isuzu



A8524

ALT 24V VAC SUIT ISUZU 50CC 11 OCLOCK
Manufacturer: Isuzu



A853

ALTERNATOR 12V ISUZU VAC 11CLK (80MM LEG
Manufacturer: Isuzu



A854

ALTERNATOR 24V 30CC ISUZU 12OCLOCK
Manufacturer: Isuzu



A855

ALTERNATOR 24V 50CC VAC ISUZU
Manufacturer: Isuzu




A856

ALTERNATOR ISUZU 24V VAC 4BD1
Manufacturer: Isuzu



A857

Replace with A8524
Manufacturer: Isuzu



A858

ALTERNATOR 24V 80A ISUZU 1 WIRE
Manufacturer: Isuzu



A860

ALTERNATOR 24V VAC 50CC ISUZU
Manufacturer: Isuzu

ISUZU



A870
ALTERNATOR 12V 70A ISUZU
12OCLK 50CC
Manufacturer: Isuzu



S13-557
STARTER G/R LATE 4J ISUZU
HOLDEN 12V
Manufacturer: Isuzu



S16270
STR.CHEVY LUV OPEL
ISUZU1976-84
Manufacturer: Isuzu



S16739
STARTER 2KW 9TH 32MM N/D
Manufacturer: Isuzu



S16740
STR.HITACHI G/R ISUZU 9TH
29MM
Manufacturer: Isuzu



S16878
STR G/R SUIT ISUZU 9TH
29MM
Manufacturer: Isuzu



S17044
STARTER DENSO G/R 4JB1
ISUZU
Manufacturer: Isuzu



S17079
STARTER ISUZU 3KC1 G/R 9TH
29MM
Manufacturer: Isuzu



S17303
STARTER ISUZU 2.2KW
4JB-4JG
Manufacturer: Isuzu

ISUZU



S17381

IZUZU 3AB,3LD, STR 9TH 32MM
Manufacturer: Isuzu



S17546

STARTER ISUZU 3.2L V6
92-2000
Manufacturer: Isuzu



S17601

STR ND 12V 9TH
Manufacturers: Isuzu, Small engines



S18056

STARTER 12V D/D SUIT
ISUZU 3KC1
Manufacturer: Isuzu



S18067

STARTER 12V 2KW G/R
ISUZU 2.2DI
Manufacturers: Isuzu, Forklift



S18100

STARTER NIKKO SUIT 6BD1
ISUZU 'EXCHANGE'
Manufacturer: Isuzu



S18194

STARTER SUIT ISUZU INDUSTRIAL 24V SC\$200
Manufacturer: Isuzu



S18296

STARTER 4JB1 etc. G/R ISUZU
Manufacturer: Isuzu



S18299

STARTER HITACHI 12V OSGR 9TH ISUZU
Manufacturer: Isuzu

ISUZU



S1839

STARTER 24V 11TH CCW 4BE-4HJ1,4HF1,4HK1
Manufacturer: Isuzu



S18491

STARTER 12V 3KW, YANMAR/ISUZU 9TH G/R
Manufacturers: Yanmar, Isuzu



S210-108

STARTER 24V E120 11KW HITACHI
Manufacturer: Isuzu



S30678

STARTER 12V CCW ISUZU/ROVER 11TH
Manufacturers: Rover, Isuzu



S385

STARTER DENSO REP S114-385
Manufacturer: Isuzu



S429

STARTER 12V N/D G/R RPL HIT S114-429
Manufacturer: Isuzu



S5006

STARTER 12V CCW ISUZU/ROVER 11TH
Manufacturer: Isuzu



S6000

STARTER 12V HIT G/R ISUZU 9TH32MM
Manufacturer: Isuzu



S6071

STARTER NIKKO ISUZU V10 7.5KW
Manufacturer: Isuzu

ISUZU

S6102 CW		Subs: ISUZU	
24v 3.5kw G/R		Engine: 4JB1	
			
Dimensions (mm)		Teeth: 9	
Pinion Offset: 60	Mt. Holes Cnt. to Cnt: 120	Spring Diameter: 95	Pinion Diameter: 32
			Pinion At Rest: 20

S6102

STARTER 24V REP S24-07
Manufacturer: Isuzu

S6103 CW		Subs: ISUZU	
24v 3.5kw G/R		Engine: 4BA1, 4BB1, 4BC1, 4BC2, 4BD1, 4BE1, 4BG1	
			
Dimensions (mm)		Teeth: 9	
Pinion Offset: 60	Mt. Holes Cnt. to Cnt: 120	Spring Diameter: 95	Pinion Diameter: 35
			Pinion At Rest: 20

S6103

STR HITACHI 24V 9TH
G/R ISUZU
Manufacturer: Isuzu

S80871 CW		Subs: ISUZU	
24v 7.0kw PMGR		Engine: 10PE1	
			
Dimensions (mm)		Teeth: 12	
Pinion Offset: N/A	Mt. Holes Cnt. to Cnt: 167/140/114	Spring Diameter: 105	Pinion Diameter: 44
			Pinion At Rest: 29

S80871

STR 7KW SUIT ISUZU 61L 8P
9E1 10PE1 12PE1
Manufacturer: Isuzu

S9000 CW		Subs: ISUZU TRUCKS	
24v 5.5kw		Engine: 6WG, 6WA, 6BF	
			
Dimensions (mm)		Teeth: 11	
Pinion Offset: 60	Mt. Holes Cnt. to Cnt: 167/143/109	Spring Diameter: 105	Pinion Diameter: 47
			Pinion At Rest: 41

S9000

STARTER ND 6WG,6WA,
ISUZU,24V
Manufacturer: Isuzu

S9000M CW		Subs: ISUZU	
27v 7.0kw PLGR		Engine: 6WG1, 6WA1	
			
Dimensions (mm)		Teeth: 11	
Pinion Offset: 60	Mt. Holes Cnt. to Cnt: 166/139/147	Spring Diameter: 105	Pinion Diameter: 47
			Pinion At Rest: 41

S9000M

STARTER SUIT ISUZU 6WA1
7KW MITSU
Manufacturer: Isuzu

S9001 CW		Subs: ISUZU	
24v 4.5kw G/R		Engine: 6H, 6HE1	
			
Dimensions (mm)		Teeth: 11	
Pinion Offset: 60	Mt. Holes Cnt. to Cnt: 150	Spring Diameter: 105	Pinion Diameter: 40
			Pinion At Rest: 43

S9001

STR 24V G/R ISUZU 6HE1
Manufacturer: Isuzu

S9006 CW		Subs: ISUZU	
24v 4.5kw G/R		Engine: 6HH1	
			
Dimensions (mm)		Teeth: 11	
Pinion Offset: YES	Mt. Holes Cnt. to Cnt: 162.5	Spring Diameter: 95	Pinion Diameter: 40
			Pinion At Rest: 45

S9006

STARTER 24V G/R ISUZU
6HH1-6HK1
Manufacturer: Isuzu

S9011 CW		Subs: ISUZU	
24v 4.5kw G/R		Engine: 6SA, 6SD, 6HH1	
			
Dimensions (mm)		Teeth: 11	
Pinion Offset: 60	Mt. Holes Cnt. to Cnt: 174	Spring Diameter: 105	Pinion Diameter: 40
			Pinion At Rest: 57

S9011

STR 6SD1 ISUZU 24V 4.5KW
Manufacturer: Isuzu

S9048 CW		Subs: ISUZU KOMATSU FORKLIFT	
12v 2.5kw G/R		Engine: -	
			
Dimensions (mm)		Teeth: 11	
Pinion Offset: YES	Mt. Holes Cnt. to Cnt: 120	Spring Diameter: 95	Pinion Diameter: 38
			Pinion At Rest: 22

S9048

STARTER 12V G/R ISUZU H/D
Manufacturers: Forklift, Isuzu,
Komatsu

ISUZU



S9055

STR 12V G/R ISEKI/ISUZU/
DOOSAN 11TH
Manufacturers: Iseki, Doosan,
Isuzu



S9056

STARTER 24V ISUZU G/R
5.5KW
Manufacturer: Isuzu



S9060

STARTER 24V SUIT 6 CYL ISUZU
Manufacturer: Isuzu



S9063

STARTER 24V 11TH G/R
ISUZU 4.5KW
Manufacturer: Isuzu



S9079

STR 24V G/R SUIT ISUZU
Manufacturer: Isuzu



S9080

STR N/D SUIT ISUZU 24V H/D
Manufacturer: Isuzu



S9220

STARTER 7KW GR SUIT
6WA1 ISUZU
Manufacturer: Isuzu



S9492

ND 12V 3.0KW ISUZU
6B01 11TH
Manufacturer: Isuzu



SE120

STR SUIT E120 6B01 ISUZU
7.4KW 11TH NIKKO
Manufacturer: Isuzu

JOHN DEERE



A12131

REPLACE WITH A12490 OR A1001
Manufacturers: John Deere, Bosch



A12188

ALT 12V 40AMP
Manufacturers: John Deere, Yanmar



A12356

ALTERNATOR 40A P.I.G.L
YANMAR
Manufacturers: Yanmar, Kubota, John Deere



A12490

ALT BOSCH 12V 160AMP,D+,W
Manufacturers: Kenworth, Mack, Volvo, Caterpillar, Cummins, International, John Deere, Massey Ferguson, Volvo Penta, Bosch



A12683

ALTERNATOR 12V 120A
JOHN DEERE
Manufacturer: John Deere



A13710

ALT,12v148A MERC(6 RIB)
J DEERE (8 RIB)
Manufacturers: Mercedes Benz, John Deere



S1052

STR KOHLER 10HP-16HP
Manufacturers: John Deere, Kohler, Small engines



S1053

STR KOHLER 10-16HP
Manufacturers: John Deere, Kohler, Small engines



S1055

STR KOHLER 18-23HP
Manufacturers: John Deere, Kohler, Small engines

JOHN DEERE

S17382 CW Suits: JOHN DEERE with YANMAR ENGINE Engine: 3T72, 3TNAJ2

CORE EXCHANGE

Dimensions (mm)				
Teeth: 11				
Pinion Offset: n/a	Mt. Holes Ctr. to Ctr.: 120	Spigot Diameter: 95	Pinion Diameter: 34	Pinion At Rest: 21

S17382
 STR DENSO G/R 11TH 34MM YANMAR
 Manufacturers: Yanmar, John Deere

S17618 CW Suits: JOHN DEERE 1990- Engine: VARIOUS

Dimensions (mm)				
Teeth: 10				
Pinion Offset: n/a	Mt. Holes Ctr. to Ctr.: 90/90/127	Spigot Diameter: 66	Pinion Diameter: 40	Pinion At Rest: 40

S17618
 STR 12V John Deere 12v 4KW D/D
 Manufacturers: John Deere, Caterpillar

S17618GR CW Suits: JOHN DEERE 1990- Engine: VARIOUS

CORE EXCHANGE

Dimensions (mm)				
Teeth: 10				
Pinion Offset: n/a	Mt. Holes Ctr. to Ctr.: 90/90/127	Spigot Diameter: 68	Pinion Diameter: 40	Pinion At Rest: 47

S17618GR
 STARTER 12V 4KW ND J.DEERE & CAT
 Manufacturer: John Deere

S18309 CCW Suits: JOHN DEERE KAWASAKI Engine:

Dimensions (mm)				
Teeth: 9				
Pinion Offset: n/a	Mt. Holes Ctr. to Ctr.: 89	Spigot Diameter: 62	Pinion Diameter: 29	Pinion At Rest: 27

S18309
 STARTER HIT 9TH CCW JOHN DEERE
 Manufacturers: John Deere, Kawasaki, Small engines

S18350 CCW Suits: HONDA, JOHN DEERE Engine: Honda 11, 13 HP

Dimensions (mm)				
Teeth: 14				
Pinion Offset: n/a	Mt. Holes Ctr. to Ctr.: 92	Spigot Diameter: n/a	Pinion Diameter: 30	Pinion At Rest: 9

S18350
 STARTER HONDA 14TH PMDD
 Manufacturers: Honda, Small engines, John Deere

S18533 CCW Suits: JOHN DEERE Engine: KAWASAKI 10HP

Dimensions (mm)				
Teeth: 8				
Pinion Offset: n/a	Mt. Holes Ctr. to Ctr.: 66	Spigot Diameter: 62	Pinion Diameter: 27	Pinion At Rest: 8

S18533
 STARTER KAWASAKI 10-12HP
 Manufacturers: John Deere, Kawasaki

S18978 CW Suits: JOHN DEERE Engine: VARIOUS

CORE EXCHANGE

Dimensions (mm)				
Teeth: 11				
Pinion Offset: n/a	Mt. Holes Ctr. to Ctr.: 90/90/127	Spigot Diameter: 89	Pinion Diameter: 40	Pinion At Rest: 47

S18978
 STR ND G/R 12V 3KW 11TH WET JOHN DEERE
 Manufacturer: John Deere

S5777 CCW Suits: JOHN DEERE Engine: 16 - 18.5hp

Dimensions (mm)				
Teeth: 14				
Pinion Offset: n/a	Mt. Holes Ctr. to Ctr.: 56	Spigot Diameter: n/a	Pinion Diameter: 41	Pinion At Rest: 34

S5777
 STARTER BRIGGS - JOHN DEERE 16-18.5 HP 2000-06
 Manufacturers: Small engines, John Deere

S6570 CW Suits: JOHN DEERE, CLARK Engine: 3179, 4039, 4219, 4276

Dimensions (mm)				
Teeth: 10				
Pinion Offset: n/a	Mt. Holes Ctr. to Ctr.: 105	Spigot Diameter: 82.5	Pinion Diameter: 32	Pinion At Rest: 45.5

S6570
 28MT 12V 2.5KW 10TH SUIT JOHN DEERE
 Manufacturers: John Deere, Delco, Bobcat, Forklift

JOHN DEERE



S9019

STR 12V 11TH SUIT
JOHN DEERE
Manufacturer: John Deere



S9025

STR 12V G/R 10TH REP C.A.V.
Manufacturer: John Deere



S9028

STR 12V 11TH J. DEERE &
ZETOR
Manufacturer: John Deere



S9085

STR 2.5KW 15TH 4BOLT
YANMAR
Manufacturers: Yanmar, John Deere



SM51747

STARTER JOHN DEERE W/
KOHLER ENGINE
Manufacturers: John Deere, Kohler

KOBELCO



S18164P

STR 24V MITSU 3 HOLE
 5.5 PLANETRY
 Manufacturers: Forklift, Kobelco, Mitsubishi, Caterpillar



S18219

STARTER HITACHI YANMAR
 PMGR - KOBELCO
 Manufacturers: Yanmar, Kobelco



S18539

STARTER MITSU 24V PLTRY
 6D34- KOBELCO
 Manufacturers: Kobelco, Mitsubishi



S2062U

STARTER NDENSO 24V
 SUIT 6D22
 Manufacturers: Fuso, Mitsubishi, Kobelco

KOMATSU



A1200N

ALTERNATOR NIKKO 24V
30A 4BD1T
Manufacturers: Komatsu,
Isuzu



A12243

ALT KOMATSU 24V 20A
WAS A900N
Manufacturers: Forklift,
Komatsu



A12249

NIKKO ALTERNATOR SEALED
24V 20A
Manufacturer: Komatsu



A12251

ALTERNATOR 24V 25A EF/IR
KOMATSU
Manufacturer: Komatsu



A12251D

ALTERNATOR KOMATSU
DOUBLE PULLEY
Manufacturer: Komatsu



A12251M

ALTERNATOR 24V 40A 9
RIB KOMATSU
Manufacturers: Komatsu,
Isuzu



A12258

ALTERNATOR 24V 40A
B\LESS NIKKO
Manufacturers: Isuzu, Komatsu



A12258M

ALTERNATOR 24V 50A
SUIT ISUZU
Manufacturers: Isuzu, Komatsu



A12259

ALT NIKKO 24V KOMATSU
101MM LEG
Manufacturer: Komatsu

KOMATSU



A12263
ALTERNATOR 24V 35A
NIKKO, ISUZU
Manufacturers: Isuzu, Komatsu



A12266
ALT 24V 25A NIKKO SUIT
6BD1 & 6BB1
Manufacturers: Isuzu, Komatsu



A12360
ALT REP NIKKO HITACHI
EXCAVATOR 24V
Manufacturers: Hitachi, Isuzu, Komatsu



A7297
ALT, S/E, 24V 45A BRUSHLESS
20SI
Manufacturers: Komatsu,
Delco, Caterpillar, Cummins



A875
ALTERNATOR 24V IR/IF
KOMATSU MULTI RIB
Manufacturer: Komatsu



A900N
USE A12243
Manufacturers: Forklift,
Komatsu



AR4020E4
ALT 24V 20A SEALED MIT
CAT, can be S/E
Manufacturers: Caterpillar,
Komatsu



S1440X
ND STR 24V 8.0KW PLNTRY
REP 12TH
Manufacturers: Komatsu,
Delco, Nippondenso



S1450X
ND STR 12TH, 24V 8.0KW
PLNTRY, REP 11TH DELCO
Manufacturers: Komatsu,
Delco, Nippondenso

KOMATSU



S16223
STARTER 12V P/E
KOMATSU P40
Manufacturers: Komatsu,
Toyota, Forklift



S16738
STR HIT 9TH 32MM G/R ISEKI
Manufacturers: Komatsu, Iseki



S17097
SUIT KOMATSU FORKLIFT
Manufacturers: Forklift,
Komatsu, Mitsubishi



S18103
STR REP NIKKO G/R 24V
9TH(WET)
Manufacturer: Komatsu



S18103M
STR(WET) SUIT KOMATSU
4D95 MIT TYPE
Manufacturer: Komatsu



S18104
STARTER now S9081
Manufacturer: Komatsu



S18105
STARTER KOMATSU S6D105
7.5KW
Manufacturer: Komatsu



S18107
STARTER NIKKO 24V 12 TOOTH
KOMATSU
Manufacturer: Komatsu



S18392
STR VOLVO 24V 12T 6.6KW
CO-AXIAL
Manufacturers: Volvo,
Komatsu, Bosch

KOMATSU

S3930 CW		Suits: KOMATSU	
24v 11kw		Engine: S6D125, S6D140, S6D170, SA170, SA8V170, SA12V170	
G/R			
			
Dimensions (mm)		Teeth: 11	
Pinion Offset: 40	Mt. Holes Ctr. to Ctr: 126.5 x 3	Spigot Diameter: 92	Pinion Diameter At Root: 56
			Pinion At Root: 48

S3930
 STARTER 24V11KW SAWAFUJI
 KOMATSU
 Manufacturer: Komatsu

S4900M CW		Suits: KOMATSU PC75-PC90 (WET CLUTCH)	
24v 3.2kw		Engine: 4D95	
G/R			
			
Dimensions (mm)		Teeth: 9	
Pinion Offset: n/a	Mt. Holes Ctr. to Ctr: 145	Spigot Diameter: 95	Pinion Diameter At Root: 35
			Pinion At Root: 19

S4900M
 STARTER 24V MIT G/R RPL
 NIKKO (WET)
 Manufacturer: Komatsu

S9034 CW		Suits: KOMATSU - NIPPONDENSO (WET CLUTCH)	
24v 4.5kw		Engine: S6D170	
G/R			
			
Dimensions (mm)		Teeth: 10	
Pinion Offset: yes	Mt. Holes Ctr. to Ctr: 127	Spigot Diameter: 68	Pinion Diameter At Root: 40
			Pinion At Root: 48

S9034
 STARTER 24V ND WET
 (CUMMINS)10TH
 Manufacturers: Komatsu, Cummins

S9048 CW		Suits: ISUZU KOMATSU FORKLIFT	
12v 2.5kw		Engine: -	
G/R			
			
Dimensions (mm)		Teeth: 11	
Pinion Offset: yes	Mt. Holes Ctr. to Ctr: 120	Spigot Diameter: 95	Pinion Diameter At Root: 38
			Pinion At Root: 22

S9048
 STARTER 12V G/R ISUZU H/D
 Manufacturers: Forklift, Isuzu, Komatsu

S9053 CW		Suits: KOMATSU 190B- (WET CLUTCH)	
24v 4.5kw		Engine: 6D95	
G/R			
			
Dimensions (mm)		Teeth: 12	
Pinion Offset: no	Mt. Holes Ctr. to Ctr: 125/125/125	Spigot Diameter: 100	Pinion Diameter At Root: 47
			Pinion At Root: 20

S9053
 STR 24V 12TH G/R SUIT
 KOMATSU (wet)
 Manufacturer: Komatsu

S9078 CW		Suits: KOMATSU - Replaces Nikko	
24v 4.5kw		Engine: 6D105 4D105	
G/R			
			
Dimensions (mm)		Teeth: 13	
Pinion Offset: no	Mt. Holes Ctr. to Ctr: 117 x 118 x 118	Spigot Diameter: 100	Pinion Diameter At Root: 46
			Pinion At Root: 50

S9078
 STR 24V (WET) 13TH
 KOMATSU
 Manufacturer: Komatsu

S9081 CW		Suits: KOMATSU PC200, PC300 (WET CLUTCH)	
24v 4.5kw		Engine: 6D95L	
G/R			
			
Dimensions (mm)		Teeth: 11	
Pinion Offset: 40	Mt. Holes Ctr. to Ctr: 150	Spigot Diameter: 105	Pinion Diameter At Root: 40
			Pinion At Root: 15

S9081
 STR 24V (WET)ND SUIT
 KOMATSU
 Manufacturer: Komatsu

S9180 CW		Suits: KOMATSU (NIPPONDENSO)	
24v 4.5kw		Engine: 4D95L	
G/R (Wet)			
			
Dimensions (mm)		Teeth: 9	
Pinion Offset: no	Mt. Holes Ctr. to Ctr: 120	Spigot Diameter: 95	Pinion Diameter At Root: 34.8
			Pinion At Root: 19

S9180
 STR 24V 9TH (WET) KOMATSU
 4D95L
 Manufacturer: Komatsu

LISTER PETTER



S18158

STR LISTER PETTER LPA2
 LPWS2/3
 Manufacturer: Lister Petter



S7061

STARTER 12V 10TH40MM
 28MT(WET)
 Manufacturers: Lister Petter,
 Delco



SU6

STARTER C.A.V 24V U6 12TH
 Manufacturer: Lister Petter

MACK



A1001

ALTERNATOR 12V 150A IR/EF
 21SI/ 22SI APPS
 Manufacturers: Yanmar,
 Kenworth, Mack, Caterpillar,
 Cummins



A1101

ALTERNATOR 24V 70A REP
 DELCO 27SI
 Manufacturers: GM, Ken-
 worth, Mack, Caterpillar,
 Cummins



A12349

ND Alternator 12v 130 amp
 Mack applications
 Manufacturers: Mack,
 Cummins

MACK



A12490

ALT BOSCH 12V 160AMP,D+,W
 Manufacturers: Kenworth, Mack, Volvo, Caterpillar, Cummins, International, John Deere, Massey Ferguson, Volvo Penta, Bosch



A8058

ALT,S/E,12V 160 AMP REP MOTOROLA
 Manufacturers: Leece Neville, Kenworth, Mack, Volvo, Volvo Penta



A8080

ALT 12V 110A 33SI S/EXCITING USA DELCO
 Manufacturers: Kenworth, Mack, Volvo



A8361

ALT DELCO QUAD MOUNT 12V 120A
 Manufacturers: Cummins, Kenworth, Mack



S7158

STR 28MT 24V WET 10TH 32MM
 Manufacturers: Mack, Delco, Cummins

MAN



A0109

BOSCH 24V 55A MAN MERC
 Manufacturers: Mercedes Benz, Man, DAF, Bosch



A20617

ALT BOSCH 24V 120amp
 MAN Bus/Truck
 Manufacturer: Man



S231007

STARTER REP BOSCH 24V
 11TH MAN
 Manufacturers: Man, Bosch

MITSUBISHI



A11055

ALTERNATOR MITSU IR/IF
 12V 110AMP CW
 Manufacturer: Mitsubishi



A11096

ALT COMMODORE GEN 3,
 LS1, 140AMP
 Manufacturers: Holden, GM,
 Mitsubishi



A11097

ALT, 12V 140A HOLDEN VZ,
 RVC REG LS2
 Manufacturers: GM, Holden,
 Mitsubishi

MITSUBISHI



A11170

MITSUBISHI LANCER ES 2.0L
Manufacturer: Mitsubishi



A12231

ALTERNATOR 12V BABY MITSU
Manufacturer: Mitsubishi



A12435

ALT, 24V MITSU LGE VAC
PMP L & R
Manufacturer: Mitsubishi



A13197

ALTERNATOR. MITSU IR/IF
S/L OFFSET ADJUS
Manufacturer: Mitsubishi



A13249

ALT,12V IR/IF SUIT MITSUBISHI
Manufacturers: Mitsubishi,
Hyundai



A13257

ALT. MITSUBISHI 12V 75A
DOUBLE ADJUSTER
Manufacturer: Mitsubishi



A13351

ALT.HYUNDAI/MITSU 3L
1995-96,6G72,6G74
Manufacturers: Mitsubishi,
Hyundai



A13450

ALT.MITSU INT FAN 90A
Manufacturer: Mitsubishi



A13451

ALT. MITSUBISHI 1992-96
2.4L 4G64
Manufacturer: Mitsubishi

MITSUBISHI



A13577

ALT.MITSUBISHI PAJERO
4M40 90A
Manufacturer: Mitsubishi



A13585

ALT.GALANT MITSUBISHI
1995-96
Manufacturer: Mitsubishi



A13586

ALT.VARIOUS MITSU 4 PIN
MITSU MODELS
Manufacturer: Mitsubishi



A13597

ALT, MITSU V3000
Manufacturer: Mitsubishi



A13615

ALT.MITSUBISHI PAJERO V6
Manufacturer: Mitsubishi



A13702

ALT HYUNDAI 1996-97 90A
Manufacturers: Mitsubishi,
Hyundai



A13787

ALTERNATOR MITSU 4 PIN
Manufacturer: Mitsubishi



A14268

ALT MITSU EF/IR GALANT
Manufacturer: Mitsubishi



A14430

ALTERNATOR 12V MITSU L300
Manufacturer: Mitsubishi

MITSUBISHI




A14432

ALT.CHRYSLER MITSU
PICKUP 2.6L
Manufacturer: Mitsubishi



A14436

ALT.MITSU IF/IR MITSUBISHI
1987-94
Manufacturers: Mitsubishi,
Hyundai



A14438

ALT. MITSU STARION/MITSU
UTE L300
Manufacturer: Mitsubishi




A14690

ALT 12V VAC SUIT MITSU DIESEL
Manufacturer: Mitsubishi



A14692

ALT 12V VAC MIT.DIESEL
EX FAN
Manufacturer: Mitsubishi



A14706

ALT.MITSU IF/IR R&L 4R18
Manufacturer: Mitsubishi




A14950

ALT, HYUNDAI, MITSU
Manufacturers: Mitsubishi,
Hyundai



A2187

ALTERNATOR 24V 30A MIT
6D10/22
Manufacturer: Mitsubishi



A2188

ALT 24V40AMP MITSU
D/PULLEY
Manufacturer: Mitsubishi

MITSUBISHI



A2188-60
ALT 24V 60AMP MITSU
D/PULLEY MD
Manufacturer: Mitsubishi



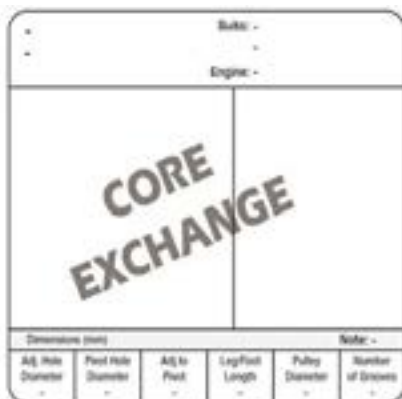
A2188BL
ALTERNATOR 24V BRUSHLESS
6CYL MITSU
Manufacturer: Mitsubishi



A2188BV
ALT, MITSU 24V LGE VAC D/P
Manufacturer: Mitsubishi



A2189
ALTERNATOR 24V40A INT
REG MIT
Manufacturer: Mitsubishi



A33676
ALT MITSU 12V VAC TRADER
Manufacturer: Mitsubishi



A3T11191
ALT, 47MM LEG, ODD MITSU
Manufacturer: Mitsubishi



A3TA1491
ALT MITSU FTO 4 PIN REG
Manufacturer: Mitsubishi



A3TA1591
ALTERNATOR MITSU FTO 2 PIN
Manufacturer: Mitsubishi



A3TA2291
ALT MIT 12V 120A 4 PIN 6GA
Manufacturer: Mitsubishi

MITSUBISHI



A3TA7291
 ALTERNATOR 12V 125A
 MITSU 4 PIN
 Manufacturer: Mitsubishi



A40456
 ALTERNATOR 24V40AMP
 MITSU I/F L&R
 Manufacturer: Mitsubishi



A40486
 ALT, 24V 40A MITSU I/F I/R,
 L&R ONLY
 Manufacturer: Mitsubishi



A40486V
 ALTERNATOR 24V MED
 PUMP 6D14-17 L&R
 Manufacturer: Mitsubishi



A4243
 ALTERNATOR MITSU VAC
 75A 17MM PIPE
 Manufacturer: Mitsubishi



A4244
 ALT, MITSU..HYUNDAI VAC.
 Manufacturers: Mitsubishi,
 Hyundai



A4245
 ALTERNATOR 12V 75A
 IR/IF 4D56
 Manufacturer: Mitsubishi



A4246
 ALT MITSU IR/IF 12V 75A VAC
 12MM SNG PUL
 Manufacturer: Mitsubishi



A4247
 ALT MITSU 12V 75A 30CC VP
 Manufacturers: Mitsubishi,
 Hyundai

MITSUBISHI



A4248
ALTERNATOR MIT VAC
105A 4D68
Manufacturer: Mitsubishi



A4249
ALTERNATOR MITSU 75A VAC
Manufacturer: Mitsubishi



A5186
ALTERNATOR SUIT MITSU
24V 70A
Manufacturer: Mitsubishi



A630
ALTERNATOR 12V 50A
CANTER VAC
Manufacturer: Mitsubishi



A70183
ALTERNATOR 24V MITSU
CANTER VAC
Manufacturer: Mitsubishi



A83183
ALT.MIT 12V I/R I/F
VAC PMP 4D56
Manufacturer: Mitsubishi



BXM-123
STARTER BOSCH MITSU MAGMA
Manufacturer: Mitsubishi



BXM1233
ALT BOSCH 12V 85A MITSU
MAGNA
Manufacturers: Mitsubishi,
Bosch





BXM133
STARTER BOSCH SUIT AUSSIE
MITSUBISHI MAGNA
Manufacturers: Mitsubishi,
Bosch

MITSUBISHI

BXM1348		Sub: MITSUBISHI MAGNA	
12v 108a 1/R		Engine: V6 3L	
			
Dimensions			
Adj. Hole Diameter	Flange Hole Diameter	Adj. to Flange	Leg/Tooth Length
6	10	170	55
Pulley Diameter		Number of Grooves	
60		6	

BXM1348
 ALT 12V 108A MITSU
 MAGNA V6 3.0L
 Manufacturer: Mitsubishi

MOT60481		Sub: MITSUBISHI	
12v 1.2kw PMGR		Engine: INDUSTRIAL	
			
Dimensions (mm) Note: Both Mt. Holes Threaded Teeth: 14			
Pinion Offset	Mt. Holes Ctr. to Ctr.	Spigot Diameter	Pinion Diameter
yes	105	77	42
Pinion At Rest		Pinion At Rest	
16		16	

MOT60481
 STARTER 12V MITSU IND 14TH
 Manufacturer: Mitsubishi

M2T62871		Sub: MITSUBISHI	
12v 2.2kw		Engine:	
			
Dimensions (mm) Teeth: 11			
Pinion Offset	Mt. Holes Ctr. to Ctr.	Spigot Diameter	Pinion Diameter
no	115/142/90	68	35
Pinion At Rest		Pinion At Rest	
41		41	

M2T62871
 STR MIT 12V CCW 2.2KW
 Manufacturer: Mitsubishi

M9T60271		Sub: MITSUBISHI INDUSTRIAL	
24v 5.5kw PLGR		Engine: 6D40	
			
Dimensions (mm) Teeth: 11			
Pinion Offset	Mt. Holes Ctr. to Ctr.	Spigot Diameter	Pinion Diameter
no	134	100	48
Pinion At Rest		Pinion At Rest	
70		70	

M9T60271
 STARTER MITSU SUIT 6D40
 Manufacturers: Fuso,
 Mitsubishi

M9T60971		Sub: MITSUBISHI	
24V 5.5KW PLGR		Engine: 6M70	
			
Dimensions (mm) Teeth: 11			
Pinion Offset	Mt. Holes Ctr. to Ctr.	Spigot Diameter	Pinion Diameter
no	136	90	48
Pinion At Rest		Pinion At Rest	
58		58	

M9T60971
 STR, MITSU 6M70 5.5 KW
 PLANETRY OE
 Manufacturer: Mitsubishi

M9T81771		Sub: MITSUBISHI	
24v 7kw		Engine: 6D24, 6M70, 8DC11, 8M21	
			
Dimensions (mm) Teeth: 11			
Pinion Offset	Mt. Holes Ctr. to Ctr.	Spigot Diameter	Pinion Diameter
no	134	88	48
Pinion At Rest		Pinion At Rest	
58		58	

M9T81771
 Starter 24v Fuso 6D24/
 6M70 PLANETRY
 Manufacturer: Mitsubishi

S16500		Sub: MITSUBISHI	
12v 9.0a D/D		Engine: 4G52	
			
Dimensions (mm) Teeth: 9			
Pinion Offset	Mt. Holes Ctr. to Ctr.	Spigot Diameter	Pinion Diameter
no	105	77	29
Pinion At Rest		Pinion At Rest	
17		17	

S16500
 STR CHRYSLER 1600 2000
 W/AT 1971
 Manufacturer: Mitsubishi

S16793		Sub: MITSUBISHI FORKLIFT	
12v 0.9kw D/D		Engine: 4G53	
			
Dimensions (mm) Teeth: 8			
Pinion Offset	Mt. Holes Ctr. to Ctr.	Spigot Diameter	Pinion Diameter
no	105	77	29
Pinion At Rest		Pinion At Rest	
25.5		25.5	

S16793
 STARTER CLARK FORKLIFT
 Manufacturers: Forklift,
 Mitsubishi

S16853		Sub: MITSUBISHI DELICA, L300, PALERO	
12v 2.0kw G/R		Engine: 4D55, 4D56, 4D55-T, 4D56-T	
			
Dimensions (mm) Note: Both Mt. Holes Threaded Teeth: 10			
Pinion Offset	Mt. Holes Ctr. to Ctr.	Spigot Diameter	Pinion Diameter
yes	105	77	40
Pinion At Rest		Pinion At Rest	
3		3	

S16853
 STR.MITSU 4D55/56 DIESELG/R
 Manufacturer: Mitsubishi

MITSUBISHI



S16854

STARTER MIT DIESEL 2.2KW
4D55/56

Manufacturer: Mitsubishi



S16939

STARTER, HYUNDAI, MITSU
PMGR

Manufacturers: Mitsubishi,
Forklift, Hyundai



S16940

STR. MITSU 85-95
COMMON - 8TH

Manufacturers: Mitsubishi,
Hyundai



S17081

STARTER 12V 11TH MITSU
G/R WET

Manufacturers: Mitsubishi,
Forklift



S17096

STARTER 12V MITSUBISHI
INDUSTRIAL

Manufacturers: Forklift,
Mitsubishi



S17097

SUIT KOMATSU FORKLIFT

Manufacturers: Forklift,
Komatsu, Mitsubishi



S17131

STR. MITSU 1990-95 3.0L V6

Manufacturer: Mitsubishi



S17141

STARTER MITSUBISHI 15TH
TRACTOR

Manufacturer: Mitsubishi



S17177

STARTER MITSU FORKLIFT
10TH PMGR

Manufacturers: Doosan,
Mitsubishi, Forklift

MITSUBISHI

S17217		CW	Subs: HYUNDAI	
12v 1.4kw			Engine: 6G72, 1.6L, 2.0L	
PMGR				
				
Dimensions (mm) Note: Both Mt. Holes Threaded Teeth: 8				
Pinion Offset	Mt. Holes Cnt. to Cnt.	Spigot Diameter	Pinion Diameter	Pinion At Rest
mm	105	77	28	19

S17217

STR.MITSU 2.0L 2.4L 1991-99
 8TH PMGR
 Manufacturers: Mitsubishi,
 Hyundai

S17244		CW	Subs: FORD AG TRACTOR	
12v 1.2kw			Engine: 3-77, 3-81, 3-85 DIESEL	
G/R				
				
Dimensions (mm) Teeth: 11				
Pinion Offset	Mt. Holes Cnt. to Cnt.	Spigot Diameter	Pinion Diameter	Pinion At Rest
mm	111	74	34	19

S17244

STARTER MITSU G/R FORD/
 MIT 3CYL
 Manufacturers: Ford,
 Mitsubishi

S17288		CW	Subs: HYUNDAI	
12v 0.9kw			Engine: 4G12, 4G15, 4G32	
D/D				
				
Dimensions (mm) Note: Both Mt. Holes Threaded Teeth: 8				
Pinion Offset	Mt. Holes Cnt. to Cnt.	Spigot Diameter	Pinion Diameter	Pinion At Rest
mm	105	77	28	19

S17288

STR.MITSU / HYUNDAI
 Manufacturers: Mitsubishi,
 Hyundai

S17566		CW	Subs: MITSUBISHI	
12v 1.4kw			Engine: 3.0L V6	
PMGR				
				
Dimensions (mm) Note: Comes with Shield Teeth: 8				
Pinion Offset	Mt. Holes Cnt. to Cnt.	Spigot Diameter	Pinion Diameter	Pinion At Rest
mm	96	73	28	14

S17566

STR.MITSU V6 3.0L C/W SHIELD
 Manufacturer: Mitsubishi

S17732		CW	Subs: MITSUBISHI	
12v 0.8kw			1985-03	
D/D			Engine: 1.3 - 1.8L	
				
Dimensions (mm) Teeth: 8				
Pinion Offset	Mt. Holes Cnt. to Cnt.	Spigot Diameter	Pinion Diameter	Pinion At Rest
mm	105	77	28	19

S17732

STARTER 12V SUIT MITSU 95-03
 Manufacturer: Mitsubishi

S17772		CW	Subs: MITSUBISHI MIRAGE	
12v 1.2kw			1988-99	
PMGR			Engine: 1.5 - 1.8L	
				
Dimensions (mm) Teeth: 8				
Pinion Offset	Mt. Holes Cnt. to Cnt.	Spigot Diameter	Pinion Diameter	Pinion At Rest
mm	105	77	28	11

S17772

STARTER MIT PMGR MIRAGE
 98-2002
 Manufacturer: Mitsubishi

S17795		CW	Subs: MITSUBISHI 1998-00	
12v 1.2kw			Engine: V6	
PMGR				
				
Dimensions (mm) Teeth: 8				
Pinion Offset	Mt. Holes Cnt. to Cnt.	Spigot Diameter	Pinion Diameter	Pinion At Rest
mm	95	71	28	12

S17795

STARTER 12V MITSU PMGR
 V6 98-00
 Manufacturer: Mitsubishi

S17796		CW	Subs: MITSUBISHI	
12v 1.4kw			Engine: 2.4L	
PMGR				
				
Dimensions (mm) Teeth: 9				
Pinion Offset	Mt. Holes Cnt. to Cnt.	Spigot Diameter	Pinion Diameter	Pinion At Rest
mm	105	77	35	7

S17796

STR,PMGR, MITSU, PAJERO
 2.4L,PETROL
 Manufacturer: Mitsubishi

S18164P		CW	Subs: CATERPILLAR, KOBELCO	
24v 5.5kw			1995-	
Planetary			Engine: MITSUBISHI	
				
Dimensions (mm) Teeth: 13				
Pinion Offset	Mt. Holes Cnt. to Cnt.	Spigot Diameter	Pinion Diameter	Pinion At Rest
mm	106/104/144	190	47.5	23

S18164P

STR 24V MITSU 3 HOLE 5.5
 PLANETRY
 Manufacturers: Forklift,
 Kobelco, Mitsubishi, Caterpillar

MITSUBISHI



S18246
 STARTER 24V 10TH
 CATAPILLAR WET
 Manufacturers: Forklift,
 Mitsubishi, Caterpillar



S18539
 STARTER MITSU 24V PLTRY
 6D34- KOBELCO
 Manufacturers: Kobelco,
 Mitsubishi



S18963
 STARTER 6D22 24V 5.5KW
 PLANETRY TYPE
 Manufacturers: Fuso,
 Mitsubishi



S18971
 STR 12V 3.6KW CANTER
 PLGR...
 Manufacturers: Mitsubishi,
 Fuso



S19037
 STARTER MITSU PMGR
 1.4KW 12V CW
 Manufacturer: Mitsubishi



S19719
 STARTER S4S/ S6S 12V 2.8KW
 10TH G/R
 Manufacturers: Mitsubishi,
 Forklift



S2059
 STR 24V SUIT MITSU 6D10/16
 Manufacturer: Mitsubishi



S2062M
 STARTER SUIT 6D22 G/R MD
 Manufacturers: Fuso,
 Mitsubishi



S2062U
 STARTER NDENSO 24V
 SUIT 6D22
 Manufacturers: Fuso,
 Mitsubishi, Kobelco

MITSUBISHI



S32354
STR MITSU 12V PMGR
Manufacturer: Mitsubishi



S32607
MITSU STR 8TH OFFSET
Manufacturer: Mitsubishi



S32694
STR 12V PMGR MITSU 1THRD
1PLN 8TH
Manufacturer: Mitsubishi



S5071U
STR, 24V 5.5KW NDGR
MITSU V8
Manufacturers: Fuso,
Mitsubishi



S5072
STARTER MITSU 7KW PLGR
8DC93-10
Manufacturer: Mitsubishi




S5074
STARTER MITSUBISHI 6D40
24V 6KW
Manufacturer: Mitsubishi



S6034
STARTER 12V G/R S4S 4DQ 2KW
Manufacturers: Forklift,
Mitsubishi



S6034HD
STARTER MITSU S4S 12V PLGR
TYPE H/D
Manufacturers: Mitsubishi,
Forklift



S6036
STARTER MITSU 12V 9T
Manufacturer: Mitsubishi

MITSUBISHI



S6040
STARTER 12V MITSU SUIT
4M40 4M41
Manufacturer: Mitsubishi



S6133
STARTER 24V G/R M2T64271
Manufacturer: Mitsubishi



S6134
STARTER 12V MITSU G/R
11TH REP P/E
Manufacturer: Mitsubishi



S6137
STARTER 24V MITSUBISHI
PLGR CANTER 4D33
Manufacturer: Mitsubishi



S6138
STARTER 24V 3.2 G/R CANTER
Manufacturers: Fuso,
Mitsubishi



S6144
STARTER 24V G/R SUIT MIT
Manufacturers: Forklift,
Mitsubishi



S6145
STARTER 24V G/R 6D31
Manufacturer: Mitsubishi



S6182
STARTER 24V 5.0KW S6E 4DQ
Manufacturers: Forklift,
Mitsubishi, Caterpillar



S7040
STARTER MITSU
4D56,4D68,LATE DIESEL
Manufacturer: Mitsubishi

MITSUBISHI



S7107

STARTER MITSU 24V PLANETRY 6D17

Manufacturer: Mitsubishi



S9004

STR 24V 11TH SUIT MITSU 6D31 H.D

Manufacturer: Mitsubishi



S9097

STR 24V ND G/R 4.5KW SUIT KATO

Manufacturer: Mitsubishi

NISSAN



A11341

ALT MAXIMA/MURANO LATE

Manufacturer: Nissan



A11343

ALT, TIIDA, NISSAN SENTRA 07-08 110A with c/p

Manufacturer: Nissan



A12136

ALTERNATOR NISSAN FORK 12V 40A

Manufacturers: Nissan, Forklift

NISSAN



A12153

Alternator 12v 50a suit TCM
Manufacturer: Nissan



A12324

ALT NISSAN 24v.. W/L AND
IGN REG
Manufacturers: Hitachi, Nissan



A13250

ALT.NISSAN ...NOW a13334 +
W145-38 ADAPT.
Manufacturer: Nissan



A13261

ALT.INFINITI Q45 4.5L
Manufacturer: Nissan



A13273

ALT.NISSAN 240SX 1991-94
Manufacturer: Nissan



A13285

ALT.NISSAN PATHFINDER
PICKUP1990
Manufacturer: Nissan



A13324

ALT.NISSAN 300ZX 1990-93
WO/TURBO
Manufacturer: Nissan



A13329

ALTERNATOR SR20 NISSAN
1991-98
Manufacturer: Nissan



A13334

ALT.NISSAN NX SENTRA
1991-94
Manufacturer: Nissan

NISSAN



A13474

ALT.NISSAN ALTIMA 2.4L
1992-94
Manufacturer: Nissan



A13477

ALT.NISSAN MAXIMA 12V
95AMP
Manufacturer: Nissan




A13533

NOW USE A13285
Manufacturer: Nissan



A13637

ALT.NISSAN SENTRA &
200SX 1.6L GA15
Manufacturer: Nissan



A13637CP

ALT.NISSAN ZD30...inc O.R.C.
Manufacturer: Nissan




A13638

ALT.HIT 90A PATHFINDER
Manufacturer: Nissan



A13639

ALT.NISSAN MAXIMA, CEFIRO.
A32.A33
Manufacturer: Nissan



A13641

ALT.NISSAN 240SX 1995-97
Manufacturer: Nissan



A13705

ALT, 12v 110A NISSAN,
PATHFINDER ETC L,S.
Manufacturer: Nissan

NISSAN



A13705D
ALTERNATOR NISSAN
PATHFINDER 110A DOUBLE
PULLEY
Manufacturer: Nissan



A13712
ALT 3 PIN SUIT MAXIMA LATE
Manufacturer: Nissan



A13760
ALTERNATOR NISSAN PRESAGE
KA24DE 100A
Manufacturer: Nissan



A13900
ALT, 12V 110A NISSAN,
VQ35DE
Manufacturer: Nissan



A14241
ALTERNATOR IF/IR NISSAN
CA18
Manufacturer: Nissan



A14242
ALT HITACHI IR/IF CA18
Manufacturer: Nissan



A14244
ALTERNATOR NISSAN IF/IR
Manufacturer: Nissan



A14255
ALTERNATOR NISSAN
EF/IR 60A L&S
Manufacturer: Nissan



A14661
ALT IR/IF SUIT NISSAN
MAXIMA VG30
Manufacturer: Nissan

NISSAN



A14663

ALT HIT 70A VAC DBL PUL
NISSAN TD27
Manufacturer: Nissan



A14664

ALT, TD42 24V LG VAC D/P
Manufacturer: Nissan



A1466470

ALTERNATOR 24V 70A
SPECIAL TD42
Manufacturer: Nissan



A14665

REPLACE WITH A14663
IF ROOM
Manufacturer: Nissan



A14666

ALT 12V 90A 50CC PMP
SUIT NISSAN
Manufacturer: Nissan



A14719

ALT. NISSAN SENTRA
PULSAR 1986-88
Manufacturer: Nissan



A14753

ALT 70A, SUIT RD28/CD17..
NISSAN
Manufacturer: Nissan



A14754

ALT 12V 70A LD20 LGE
SP & PMP
Manufacturer: Nissan



A14755

ALT 90A LGE PMP
CD20T LR190-
Manufacturer: Nissan

NISSAN

A14979
 12v
 70a I/R

With: NISSAN
 Engine: RB20

Dimensions (mm)					
Adj. Hole Diameter	Post Hole Diameter	Adj. to Post	Leg/Post Length	Pulley Diameter	Number of Grooves
6	10	175	81	79	4

A14979
 ALT.NISSAN 70A RB20 1987-88
 Manufacturer: Nissan

A17417
 12v
 70a I/R

With: NISSAN AVENIR,
 MINETTE
 Engine: CD20

Dimensions (mm)					
Adj. Hole Diameter	Post Hole Diameter	Adj. to Post	Leg/Post Length	Pulley Diameter	Number of Grooves
8.5	10	174	80	83	1-1/2

A17417
 ALTERNATOR CD20 SML
 PMP S/PLY
 Manufacturer: Nissan

A17418
 12v 70AMP

With: NISSAN
 Engine: CD20

Note: -					
Adj. Hole Diameter	Post Hole Diameter	Adj. to Post	Leg/Post Length	Pulley Diameter	Number of Grooves
9	10	175	81	84	1-1/2

A17418
 ALTERNATOR CD20 SM PUMP
 SNG PULLEY
 Manufacturer: Nissan

A23156
 12v 70AMP

With: NISSAN CUBE MICRA
 Engine: 1.4L

Note: -					
Adj. Hole Diameter	Post Hole Diameter	Adj. to Post	Leg/Post Length	Pulley Diameter	Number of Grooves
11	10	164	66	50	6

A23156
 ALT, NISSAN MICRA / CUBE
 12V 70A
 Manufacturer: Nissan

A23215
 12v
 90a I/R

With: NISSAN PATROL Y61
 Engine: 2.0L

Note: CBC Pulley					
Adj. Hole Diameter	Post Hole Diameter	Adj. to Post	Leg/Post Length	Pulley Diameter	Number of Grooves
88	10	167	80	60	7

A23215
 ALT, 12V NISSAN C/W ORC
 Manufacturer: Nissan

A23917
 12V
 130a

With: NISSAN
 Engine: YD25 DIESEL

Note: CBC Pulley					
Adj. Hole Diameter	Post Hole Diameter	Adj. to Post	Leg/Post Length	Pulley Diameter	Number of Grooves
88	10	163	80	65	7

A23917
 ALT, NISSAN YD25
 2005- LSC INC ORC
 Manufacturer: Nissan

A23918
 12v
 150a

With: NISSAN PATHFINDER
 Engine: 2.5L

Note:					
Adj. Hole Diameter	Post Hole Diameter	Adj. to Post	Leg/Post Length	Pulley Diameter	Number of Grooves
6	10	164	80	64	7

A23918
 ALT NISSAN NAVARA
 2005- 150A SPECIAL
 Manufacturer: Nissan

A24075
 12V 140AMP

With: NISSAN
 Engine: 1.6L, 1.8L

Note: -					
Adj. Hole Diameter	Post Hole Diameter	Adj. to Post	Leg/Post Length	Pulley Diameter	Number of Grooves
10	10	127	58x2	55	7

A24075
 ALT,NISSAN 12V 140A TIIDA
 C/W SOLID PULLEY
 Manufacturer: Nissan

A2TG0091
 12v
 90a I/R

With: NISSAN INFINITI
 Engine: QG15DE, QG18DE

Dimensions (mm)					
Adj. Hole Diameter	Post Hole Diameter	Adj. to Post	Leg/Post Length	Pulley Diameter	Number of Grooves
88	10	170	80	60	6

A2TG0091
 ALT 12V 90A SUIT QG15,
 QG18 NISSAN
 Manufacturer: Nissan

NISSAN



A3066
ALTERNATOR 12V NISSAN
SR20DE
Manufacturer: Nissan



A4025
ALT 24V35A LRG VAC BUS P.S.
Manufacturers: Nissan, Hino



A5070
ALT 24V 55AMP IC NISSAN
TRUCK FE6
Manufacturers: Nissan, Hino



A5075
ALT, SAWAFUJI 24V 50AMP
NISSAN
Manufacturer: Nissan



A5075M
ALT, SAWAFUJI 24V 50AMP
NISSAN M/PULLEY
Manufacturer: Nissan



A81713
ALT, X TRAIL & PRIMERA
110A QR20, P12 (INC. ORC)
Manufacturer: Nissan



A960
ALT, 24V NISSAN TRUCK
3 PIN TRIANGLE
Manufacturer: Nissan



A967
ALTERNATOR SUIT NISSAN
24V 40A
Manufacturer: Nissan



AA0046
ALT MITSU 12V SUIT NISSAN
MARCH
Manufacturer: Nissan

NISSAN



AL-1611
ALTERNATOR NISSAN INT FAN
Manufacturer: Nissan



LR170-718
NISSAN RB 20 MITSU VERSION
A5T41094B
Manufacturer: Nissan



LR180-712
ALT NISSAN 12V 80A
Manufacturer: Nissan



LR190-760
ALT 12V SUIT NISSAN MARCH
Manufacturer: Nissan



LR270-03B
ALTERNATOR 24V 70A
LARGE PUMP
Manufacturers: Hitachi, Nissan



LR270-06
ALTERNATOR 24V 70A
Manufacturer: Nissan



LT225-23
ALTERNATOR HITACHI 24V
25A 3V PULLEY
Manufacturer: Nissan



MOT31971
STR SUIT NISSAN CUBE
Manufacturer: Nissan



MOT71786
STARTER 12V NISSAN
VERY RARE PMGR
Manufacturer: Nissan

NISSAN



S114-751

NISSAN VH41DE 8TH PMGR
Manufacturer: Nissan



S114-847

STARTER 12V PMGR NISSAN
VQ25DD, VQ30DD
Manufacturer: Nissan



S1360

STARTER NIKKO G/R 24V
NISSAN ENGINE OE
Manufacturer: Nissan



S14762

STARTER SR20 SERENA
(NO NOSE)
Manufacturer: Nissan



S14763

STARTER NISSAN SR20...HAS
NOSE CONE
Manufacturer: Nissan



S16207GR

STARTER SUIT NISSAN
9TH G/R
Manufacturers: Forklift,
Nissan



S16209

STARTER NISSAN Z20 9TH
Manufacturer: Nissan



S16210

STR 1.2KW PMGR NISSAN
9TH NO THREAD
Manufacturers: Nissan, Forklift



S16211

STR.NISSAN 210SERIES
1971-82 8TH A12
Manufacturers: Nissan, Forklift

NISSAN



S16660

STR HIT G/R 12V 9TH 35MM
TB42 NISSAN
Manufacturer: Nissan



S16732

STR NISSAN SENTRA W/AT
1986-88
Manufacturer: Nissan



S16733

STR.NISSAN LD28 HITACHI G/R
Manufacturer: Nissan



S16774

STARTER NISSAN CA18-20
Manufacturer: Nissan



S16775

STR.CCW NISSAN SENTRA &
PULSAR
Manufacturer: Nissan



S16794

STARTER NISSAN H20,
H15 8TH
Manufacturers: Nissan,
Forklift



S16798

STARTER YALE FORKLIFT
8TH D/D
Manufacturers: Forklift, Yale,
Nissan



S16805

STR SUIT NISSAN Z18-20
8TH P/E
Manufacturer: Nissan



S16806

STR.NISSAN MAXIMA
W/MT 1985-88
Manufacturer: Nissan

NISSAN



S16809

STR 12V HIT, 9TH NISSAN CD17/CD20
Manufacturer: Nissan



S16810

STR,NISSAN G/R SUIT CD17/CD20
Manufacturer: Nissan



S16816

STR.CCW 8TH PULSAR SENTRA M/T
Manufacturer: Nissan



S16817

STR.12V 1.4KW NISSAN PATHFINDER 1988-89 VG30
Manufacturer: Nissan



S16900

STR.NISSAN PULSAR 1.8L 1988-90
Manufacturer: Nissan



S16919

STR, NISS, P12, 2002- PMGR QR20DD
Manufacturer: Nissan



S16982

STR.NISSAN CA18 85-88
Manufacturer: Nissan



S16991

STR.NISSAN PULSAR WITH TURBO
Manufacturer: Nissan



S16998

STR.NISSAN OFFSET BOLT HOLES
Manufacturer: Nissan

NISSAN



S17069

STR.INFINITI M30 3.0L
1990-98
MANUFACTURER: NISSAN



S17104

STR.NISSAN 300ZX 3.
0L1987-89
Manufacturer: Nissan



S17145

STR. 12V 1.4KW 21TH NIS VG
3L 1989-94
Manufacturer: Nissan



S17146

STR.NISSAN PULSAR, SENTRA
Manufacturer: Nissan



S17161

STR.NISSAN 240SX 2.4L
1989-95
Manufacturer: Nissan



S17180

STR.INFINITI Q45 4.5L 1990-94
Manufacturer: Nissan



S17196

STR.12V 1.4KW NISSAN PIKUP
D21 3L1990-95 VG30
Manufacturer: Nissan



S17246

STARTER SR18/20 NOSELESS
Manufacturer: Nissan



S17425

STR.NISSAN 2.4L Z PLANETRY
Manufacturers: Nissan, Forklift

NISSAN

S17478	CW	Subs: NISSAN ALTIMA 1993-95		
12v 1.4kw PMGR		Engine: -		
Dimensions (mm)		Teeth: 8		
Price Offset	Alt. Holes Cut. to-Cut.	Trigger Diameter	Pinion Diameter	Pinion At Rest
no	106	70	28	28

S17478
 STR.NISSAN ALTIMA 1993-95
 MANUFACTURER: NISSAN

S17479	CCW	Subs: NISSAN MAXIMA 1991-95		
12v 2.0kw PMGR		Engine: 3.0L		
Dimensions (mm)		Teeth: 13		
Price Offset	Alt. Holes Cut. to-Cut.	Trigger Diameter	Pinion Diameter	Pinion At Rest
no	110	60	41	56

S17479
 STR.NISSAN MAXIMA 3.0L
 1993-95
 Manufacturer: Nissan

S17683	CW	Subs: NISSAN PATHFINDER 1995-97		
12v 1.4kw PMGR		Engine: V6		
Dimensions (mm)		Note: Both Mt. Holes Threaded	Teeth: 9	
Price Offset	Alt. Holes Cut. to-Cut.	Trigger Diameter	Pinion Diameter	Pinion At Rest
yes	110	62	29	16

S17683
 STR-PATHFINDER V6 95-2000
 VG33
 Manufacturer: Nissan

S17685	CW	Subs: NISSAN		
12v 1.4kw PMGR		Engine: 2.4L		
Dimensions (mm)		Teeth: 9		
Price Offset	Alt. Holes Cut. to-Cut.	Trigger Diameter	Pinion Diameter	Pinion At Rest
no	110	62	28	8

S17685
 STARTER NISSAN 2.4L PICKUP
 AUTO TRANS
 Manufacturer: Nissan

S17688	CCW	Subs: NISSAN SENTRA, 2005X 1995-99		
12v 0.9kw D/D		Engine: 1.6L		
Dimensions (mm)		Teeth: 8		
Price Offset	Alt. Holes Cut. to-Cut.	Trigger Diameter	Pinion Diameter	Pinion At Rest
no	110	70	28	42

S17688
 STARTER SENTRA 8TH CCW
 Manufacturer: Nissan

S17695	CCW	Subs: NISSAN MAXIMA, CEFR0 1994 on		
12v 1.4kw PMGR		Engine: VQ20, VQ25, VQ300E		
Dimensions (mm)		Teeth: 8		
Price Offset	Alt. Holes Cut. to-Cut.	Trigger Diameter	Pinion Diameter	Pinion At Rest
no	97.5	75	32.5	55

S17695
 STR MAXIMA VQ 1995
 PMGR 8TH
 Manufacturer: Nissan

S17713	CCW	Subs: NISSAN MAXIMA, CEFR0 1994 on		
12v 1.4kw PMGR		Engine: VQ20, VQ25, VQ300E		
Dimensions (mm)		Teeth: 10		
Price Offset	Alt. Holes Cut. to-Cut.	Trigger Diameter	Pinion Diameter	Pinion At Rest
no	95	75	32.5	55

S17713
 STARTER LATE MAXIMA VQ
 PMGR 10TH
 Manufacturer: Nissan

S17745	CW	Subs: NISSAN PRIMERA 2 Threaded Holes		
12v 1.4kw PMGR		Engine: SR180E, SR200E		
Dimensions (mm)		Note: Both Mt. Holes Threaded	Teeth: 8	
Price Offset	Alt. Holes Cut. to-Cut.	Trigger Diameter	Pinion Diameter	Pinion At Rest
no	106	62	29	43

S17745
 STR NISSAN SR18/SR20D
 Manufacturer: Nissan

S17745H	CW	Subs: NISSAN 4WD		
12v 1.4kw PMGR		Engine: SR18, SR20		
Dimensions (mm)		Teeth: 11		
Price Offset	Alt. Holes Cut. to-Cut.	Trigger Diameter	Pinion Diameter	Pinion At Rest
no	106	62	29	42

S17745H
 STR NISSAN SR20 HIT. TYPE
 4WD
 Manufacturer: Nissan

NISSAN



S17745P
 STARTER S17745 WITH 1
 PLAIN MOUNT HOLE
 Manufacturer: Nissan



S17779
 STARTER MAXIMA VQ PMGR
 2000 11TH
 Manufacturer: Nissan



S17833
 STR NISSAN 13TH CCW
 SENTRA/ XTRAIL 03-05
 Manufacturer: Nissan



S17834
 STR NISSAN 3.5L FRONTIER/
 PATHFINDER
 Manufacturer: Nissan



S17835
 STR NISSAN 13TH CCW 2.5L
 03-06 QR20,QR25
 Manufacturer: Nissan



S17863
 STR Nissan Murano/
 Maxima,CCW
 Manufacturer: Nissan



S17982
 STARTER 12V NISSAN
 CUBE/ TIIDA
 Manufacturer: Nissan



S18058
 STR 24V NISSAN TD42 11TH.
 Manufacturer: Nissan



S18058D
 STARTER NISSAN TD42
 (DELCO TYPE)
 Manufacturer: Nissan

NISSAN



S18059
STR HITACHI 24V FE/FD6
NISSAN
MANUFACTURER: NISSAN



S18059M
STARTER MITSUBI FD/FE6 NISSAN
24V also S9077
Manufacturer: Nissan



S18059S
USE HITACHI S18059 OR
ND S9077
Manufacturer: Nissan



S18061
STARTER HITACHI 2KW
G/R SD25
Manufacturer: Nissan



S18088
STARTER SAWAFUJI ND-NF
NISSAN TRUCK
Manufacturer: Nissan



S18095
REPLACE WITH S16794
Manufacturer: Nissan



S18502
STR RENAULT/PEUGEOT/
CITREON
Manufacturers: Renault,
Citroen, Nissan



S18973
STR 12V SUIT NISSAN F/LIFT
Manufacturers: Nissan, Forklift



S19092
STARTER NISSAN VERSA/TIIDA
1.6L 2009
Manufacturer: Nissan

NISSAN

S21098 CW Sub: NISSAN UD	
24v 5.5kw G/R Engine: PD6, PD6T, PEG	
	
CORE EXCHANGE	
Dimensions (mm) Teeth: 11	
Pinion Offset: No	Alt. Holes Cut. to Cut. 132/115/113
Target Diameter: 105	Pinion Diameter: 40
Pinion At Rest: 39	

S21098
STARTER 24V PD6 NISSAN
ALSO S9066
Manufacturer: Nissan

S24-05A CW Sub: NISSAN	
24v 3.0kw G/R Engine: TD27, TD23	
	
Dimensions (mm) Teeth: 9	
Pinion Offset: Yes	Alt. Holes Cut. to Cut. 119
Target Diameter: 95	Pinion Diameter: 36
Pinion At Rest: 9	

S24-05A
NISSAN TD27 24V
Manufacturer: Nissan

S32182 CW Sub: NISSAN LAUREL	
12v 2.0kw G/R Engine: RD28	
	
CORE EXCHANGE	
Dimensions (mm) Teeth: 9	
Pinion Offset: No	Alt. Holes Cut. to Cut. 110
Target Diameter: 62	Pinion Diameter: 35
Pinion At Rest: 8	

S32182
STR G/R NISSAN LAUREL RD28
Manufacturer: Nissan

S32584 CCW Sub: NISSAN	
12v 2.0kw G/R Engine: CD20T	
	
CORE EXCHANGE	
Dimensions (mm) Note: Big Nose Teeth: 11	
Pinion Offset: No	Alt. Holes Cut. to Cut. 109/90/123
Target Diameter: 62	Pinion Diameter: 42
Pinion At Rest: 67	

S32584
STARTER SUIT CD20T CCW
G/R BIG NOSE
Manufacturer: Nissan

S32715 CW Sub: NISSAN 02-03	
12v 2.0kw G/R Engine: YD25	
	
CORE EXCHANGE	
Dimensions (mm) Teeth: 12	
Pinion Offset: Yes	Alt. Holes Cut. to Cut. 107
Target Diameter: 68	Pinion Diameter: 47
Pinion At Rest: 31	

S32715
STARTER G/R NISSAN YD25
02-03
Manufacturer: Nissan

S33079 CW Sub: NISSAN MARCH, MICRA	
12v 1.2kw PMGR Engine: 1.0 - 1.3L	
	
Dimensions (mm) Teeth: 8	
Pinion Offset: No	Alt. Holes Cut. to Cut. 105
Target Diameter: 72	Pinion Diameter: 28
Pinion At Rest: 10	

S33079
STARTER NISSAN MARCH/
MICRA
Manufacturer: Nissan

S33080 CW Sub: NISSAN MICRA	
12v 0.7kw D/D Engine: 1.3L, 1.3L, 1.4L	
	
Dimensions (mm) Teeth: 8	
Pinion Offset: No	Alt. Holes Cut. to Cut. 107
Target Diameter: 70	Pinion Diameter: 27
Pinion At Rest: 11	

S33080
STR NISSAN MICRA/MARCH
2004 -
Manufacturer: Nissan

S33307 CW Sub: NISSAN FRONTIER, NAWARA	
12v PMGR Engine: 2.5L DSL	
	
Dimensions (mm) Teeth: 11	
Pinion Offset: Yes	Alt. Holes Cut. to Cut. 107
Target Diameter: 70	Pinion Diameter: 45
Pinion At Rest: 31	

S33307
STARTER YD25 2006 ON
PLANETRY
Manufacturer: Nissan

S3505 CW Sub: NISSAN AVENTER, BLUEBIRD, VANETTE	
12v 1.6kw G/R Engine: LD20	
	
CORE EXCHANGE	
Dimensions (mm) Teeth: 11	
Pinion Offset: No	Alt. Holes Cut. to Cut. 110
Target Diameter: 62	Pinion Diameter: 42
Pinion At Rest: 8	

S3505
STR MITSUBISHI 12V G/R LD20
Manufacturer: Nissan

NISSAN



S3596
STARTER NISSAN MARCH/
MICRA
Manufacturer: Nissan



S6006
STARTER 12V 2KW G/R TD23
Manufacturer: Nissan



S6007L
STARTER NISSAN ZD30,
QD32 DDI
Manufacturer: Nissan



S6007N
STARTER NISSAN TD27, QD32
Manufacturer: Nissan



S6043H
STARTER SUIT TD42 12V 2KW
HITACHI G/R
Manufacturer: Nissan



S6143
STARTER 24V 10TH 3.2KW
G/R NISSAN
Manufacturer: Nissan



S6143-12
STARTER 12V ED33,FD35
Manufacturer: Nissan



S7149
STARTER 24V 11TH G/R
SUIT SD33
Manufacturer: Nissan



S870
STARTER SUIT NISSAN, TB42, 45
Manufacturer: Nissan

NISSAN



S9033
STARTER 24V 11TH G/R
UD4,UD6
MANUFACTURER: NISSAN



S9043
STR 24V 11TH G/R DENSO
FD42/46
Manufacturer: Nissan



S9066
STARTER 24V SUIT NISSAN
PD6,PE6,PF6
Manufacturer: Nissan



S9077
STR 24V N/D SUIT NISSAN FE6
Manufacturer: Nissan



S9088
STARTER ND6/NF6 NISSAN
24V 11TH
Manufacturer: Nissan



S9099
STR ND 24V 11TH SUIT TD42
Manufacturer: Nissan



S9102
STARTER DENSO G/R SUIT
NISSAN MD92
Manufacturer: Nissan



S9111
STARTER 5.5KW SUIT
NISSAN PD/F
Manufacturer: Nissan



S9115
STR 24V ND 5.5KW RF8 RG8
RF10 RE10 NISSAN
Manufacturer: Nissan

NISSAN



S9116
 STARTER 24V ND 5.5KW RD8
 NISSAN
 Manufacturer: Nissan



S988NGR
 STR DENSO G/R SUIT SD22-25
 FORKLIFT
 Manufacturers: Nissan, Forklift



SGD6
 STARTER SUIT NISSAN GD6
 11TH G/R
 Manufacturer: Nissan



SRD8
 STARTER NISSAN RD8 24V G/R
 Manufacturer: Nissan



SRF8
 STARTER 7.5KW G/R NISSAN
 RF8
 Manufacturer: Nissan

SCANIA



A0101
ALTERNATOR REP BOSCH
24V 80A (NEW)
Manufacturers: Scania, Bosch



A0104
ALTERNATOR BOSCH 24V 65A
SCANIA
Manufacturers: Scania, Bosch



A12723
ALT SCANIA 24V 100AMP
8 GROOVE
Manufacturer: Scania



A238770
ALTERNATOR SUIT VOLVO BUS/
TRUCK 24V 110A
Manufacturers: Volvo, Renault,
Scania, Deutz




BX371004
STARTER SCANIA 6.7KW
Manufacturer: Scania



BX371006
BOSCH SCANIA 24V 6.7KW
11TH
Manufacturers: Scania, Bosch



BX469001
ALTERNATOR 24V BOSCH TRUCK
MERC/ SCANIA
Manufacturers: Scania, Mercedes
Benz, Bosch, DAF, Renault



BX489192
ALTERNATOR 24V 55A
SINGLE LEG
Manufacturer: Scania




BXU2455
ALTERNATOR BOSCH 24V
55A RPL AC5
Manufacturers: Bosch, GM,
Scania

SCANIA



BXU2455A

ALT BOSCH 24V 55A TWIN LEG
 Manufacturers: Bosch, Scania



BXU2490

BOSCH ALT 24V 90A SUIT
 SCANIA
 Manufacturers: Scania, Bosch



S17321

STARTER SCANIA/ FIAT 24V
 CO-AXIAL TYPE 11TH
 Manufacturers: Scania, Fiat



S19795

STARTER 24V 12TH 5.5KW
 PLGR SUIT SCANIA
 Manufacturer: Scania



S9037

STARTER 24V 11TH G/R SUIT
 SCANIA
 Manufacturer: Scania