



EARTHQUIP

AFFORDABLE HEAVY EQUIPMENT SOLUTIONS

ALTERNATORS & STARTER MOTORS



NEW REPLACEMENT PARTS FOR HEAVY EQUIPMENT

CUMMINS



110-258

ALT,RPL PRESTOLITE, 24V 175A
Manufacturers: Volvo Penta, Caterpillar, Cummins, Leece Neville



110-431

ALTERNATOR 24V 150A LOADHANDLER
Manufacturers: Caterpillar, Cummins



110-555

ALT LEECE NEVILLE 12V 160A
Manufacturers: Caterpillar, Cummins, Leece Neville



A1001

ALTERNATOR 12V 150A IR/EF 21SI/ 22SI APPS
Manufacturers: Yanmar, Kenworth, Mack, Caterpillar, Cummins



A1101

ALTERNATOR 24V 70A REP DELCO 27SI
Manufacturers: GM, Kenworth, Mack, Caterpillar, Cummins



A12349

ND ALTERNATOR 12V 130 AMP MACK APPLICATIONS
Manufacturers: Mack, Cummins



A12490

ALT BOSCH 12V 160AMP,D+,W
Manufacturers: Kenworth, Mack, Volvo, Caterpillar, Cummins, International, John Deere, Massey Ferguson, Volvo Penta, Bosch



A7297

ALT, S/E, 24V 45A BRUSHLESS 20SI
Manufacturers: Komatsu, Delco, Caterpillar, Cummins



A8361

ALT DELCO QUAD MOUNT 12V 120A
Manufacturers: Cummins, Kenworth, Mack

CUMMINS



A8623
ALTERNATOR REP MOTOROLA
24V 35A
Manufacturer: Cummins



S16658
STARTER 12V G/R SUIT
CUMMINS
Manufacturers: Cummins,
Ford



S16990
STARTER 12V 13TH CUMMINS
CASE
Manufacturer: Cummins



S1699024
STARTER CUMMINS B 24V
G/R WET
Manufacturer: Cummins



S18406
STR. 12V 4KW CUMMINS
6C WET
Manufacturer: Cummins



S18535
CUMMINS 24V, 10TOOTH
(WET)
Manufacturer: Cummins



S18981
Cummins B3.3L Engine 2003-
On 12v 2.2KW 9TH 35MM
GEAR
Manufacturer: Cummins



S19535U
STARTER 39MT 24V 11TOOTH
CUMMINS
Manufacturers: Delco,
Cummins, Kenworth

CUMMINS



S6264

STARTER 42MT 12V. 11TH
 56MM CCW
 Manufacturers: Caterpillar,
 Cummins



S7057

STARTER 28MT 12V WET
 10TH32MM
 Manufacturers: Cummins,
 Delco



S7063

STR 28MT 12V 2.5KW 10TH
 WET 32MM
 Manufacturers: Cummins,
 Delco



S7150

STARTER 24V 10TH32MM
 28MT(DRY)
 Manufacturers: Delco,
 Cummins



S7158

STR 28MT 24V WET 10TH
 32MM
 Manufacturers: Mack, Delco,
 Cummins



S7162

STR 28MT 24V 10THX32 WET
 CUMMINS
 Manufacturers: Cummins,
 Delco



S9034

STARTER 24V ND WET
 (CUMMINS)10TH
 Manufacturers: Komatsu,
 Cummins

CATERPILLAR



110-258

ALT,RPL PRESTOLITE, 24V 175A
 Manufacturers: Volvo Penta,
 Caterpillar, Cummins,
 Leece Neville



110-431

ALTERNATOR 24V 150A
 LOADHANDLER
 Manufacturers: Caterpillar,
 Cummins



110-555

ALT LEECE NEVILLE 12V 160A
 Manufacturers: Caterpillar,
 Cummins, Leece Neville



A1001

ALTERNATOR 12V 150A IR/EF
 21SI/ 22SI APPS
 Manufacturers: Yanmar,
 Kenworth, Mack, Caterpillar,
 Cummins



A1101

ALTERNATOR 24V 70A REP
 DELCO 27SI
 Manufacturers: GM,
 Kenworth, Mack, Caterpillar,
 Cummins



A12001

ALT 12V ND 40AMP
 CATAPILLAR SELF-EX
 Manufacturer: Caterpillar



A12060N

ALT 24V 95A IND,CATA.A/MKT
 Manufacturer: Caterpillar



A12192

ALT 12V 90A ND CATAPILLAR
 P-IG-L D/P
 Manufacturer: Caterpillar



A12490

ALT BOSCH 12V 160AMP,D+,W
 Manufacturers: Kenworth, Mack,
 Volvo, Caterpillar, Cummins,
 International, John Deere, Massey
 Ferguson, Volvo Penta, Bosch

CATERPILLAR



A7297

ALT, S/E, 24V 45A
BRUSHLESS 20SI
Manufacturers: Komatsu,
Delco, Caterpillar, Cummins




A7418

ALTERNATOR 12V 55A
MOTOROLA /CAT LEG 28MM
Manufacturers: Hyster,
Caterpillar



A7861

ALTR 12V 85AMP CHEV TRUCK
SEE A7981
Manufacturers: Caterpillar,
Chevrolet, GM, Delco



A7981-7

ALTR DELCO 12V 100AMP
CHEV TRUCK
Manufacturers: Caterpillar,
Chevrolet, GM, Delco



A8050

24V 35A MOTOROLA MARINE
ALT, ABOVE GRND
Manufacturer: Caterpillar



A8392

ALT, 24V 110A INS,S/E,HAS
W/L IF REQ
Manufacturer: Caterpillar



AR4020E4

ALT 24V 20A SEALED MIT
CAT,can be S/E
Manufacturers: Caterpillar,
Komatsu



M4T95478

STARTER MIT G/R JAP CAT or
use S9036
Manufacturer: Caterpillar



S1440M

STR 12TH 24V 7.5KW REP
NIKKO
Manufacturer: Caterpillar

CATERPILLAR



S17392

STR 12V 10TH CAT & DAEWOO LIFT
Manufacturers: Forklift, Daewoo, Caterpillar



S17615

STARTER 12v DENSO 3KW SUIT CATERPILLAR
Manufacturer: Caterpillar



S17616

STR 24V 5.5 10TH (WET) CAT
Manufacturer: Caterpillar



S17618

STR 12V John Deere 12v 4KW D/D
Manufacturers: John Deere, Caterpillar



S17633

STR DENSO 12V 10TH D/D SUIT CAT SC \$200
Manufacturer: Caterpillar



S18164P

STR 24V MITSU 3 HOLE 5.5 PLANETRY
Manufacturers: Forklift, Kobelco, Mitsubishi, Caterpillar



S18246

STARTER 24V 10TH CATAPILLAR WET
Manufacturers: Forklift, Mitsubishi, Caterpillar



S19501

DENSO R TYPE STR - 12V 10TH 5.0KW
Manufacturers: Caterpillar, Kenworth, Nippondenso



S6182

STARTER 24V 5.0KW S6E 4DQ
Manufacturers: Forklift, Mitsubishi, Caterpillar

CATERPILLAR



S6264

STARTER 42MT 12V. 11TH
56MM CCW
Manufacturers: Caterpillar,
Cummins



S9018

STARTER G/R TYPE 12V 12T
46MM SUIT BTD6
Manufacturer: Caterpillar



S9036

STR 24V G/R SUIT CAT
920.950.D4 WET
Manufacturer: Caterpillar



S9036L

STR 24V G/R SUIT CAT BAT
LH(WET)
Manufacturer: Caterpillar



S9041

STR 12TH 12V G/R REP
DD 10TH
Manufacturer: Caterpillar



S9084

STR 12V 10TH REP M50/
DELCO/BOSCH
Manufacturers: Caterpillar,
Perkins

DOOSAN



S17177

STARTER MITSU FORKLIFT 10TH PMGR

Manufacturers: Doosan, Mitsubishi, Forklift



S9055

STR 12V G/R ISEKI/ISUZU/DOOSAN 11TH

Manufacturers: Iseki, Doosan, Isuzu

FORD



A11054

ALT, FORD FOCUS & VOLVO S40,c/w ORC

Manufacturers: Ford, Volvo



A12046

ALT, 12V LUCAS 55amp L.H. with pulley & fan

Manufacturers: Massey Ferguson, Ford, Perkins



A12072

A115 70A LUCAS ALTERNATOR RH

Manufacturers: Ford, Perkins, Rover


FORD



A13190
 ALT.FORD TEMPO MERCURY
 TOPAZ 2.3L
 Manufacturer: Ford



A13196
 ALT MITSU IR/IF 3RIB MAZDA
 S&L
 Manufacturers: Mazda, Ford



A13445
 ALT.FORD PROBE,
 MAZDA626,KIA
 Manufacturers: Mazda, Ford



A13446
 ALT.12V 90A PROBE 626 MX6
 CRONOS
 Manufacturers: Mazda, Ford




A14029
 ALT -12V.18ACR L.H. LUCAS
 50AMP LRA100
 Manufacturers: Ford, Perkins,
 Massey Ferguson, Rover




A14030
 ALT 12 V 18 ACR LRA101
 (2 CLOCK ADJ)
 Manufacturers: Ford, Perkins,
 Massey Ferguson, Rover



A14092
 ALT.LUCAS A113 LEFT HAND
 12V 70AMP
 Manufacturers: Ford, Perkins,
 Rover



A14902
 ALTERNATOR 12V P TERM
 LAS/MAZ
 Manufacturers: Ford, Mazda



A1620
 ALT VAC TYPE LUC TRANSIT
 NO PUMP
 Manufacturer: Ford

FORD

**NO
IMAGE
AVAILABLE**

A1620F

Replace with BX415016
Manufacturer: Ford



A1620M

ALTERNATOR TRANSIT MIT
W/PMP
Manufacturer: Ford



A1808

ALTERNATOR MOTORCRAFT
MONDEO DIESEL
Manufacturer: Ford



A20969

ALT 12V BOSCH MONDEO
ALT-2066
Manufacturers: Ford, Bosch



A21222

ALTERNATOR FORD ESCORT
1.6L 70A
Manufacturer: Ford



A21356

ALT FORD FOCUS 1.4 1.6
98-2000 PCM CONT
Manufacturer: Ford



A22169

ALT FORD FIESTA 1.4L, 1.6L
16V 2001-ON
Manufacturer: Ford



A23064

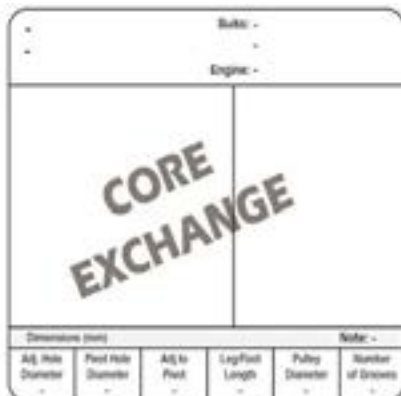
ALT.12V 90A ODD MAZDA,
HITACHI,
Manufacturers: Ford, Mazda



A23201

ALT M/CRAFT FORD/MAZDA
BOUNTY
Manufacturers: Mazda, Ford

FORD



A23839

ALT, 12V, DENSO FOCUS PAD
MNT 04~ PCM CONTROL
Manufacturer: Ford



A23839CP

ALT 12V ND SUIT FOCUS PAD
MNT 04- PCM ORC
Manufacturers: Ford, Volvo



A23912

ALT, FORD FOCUS 1.8L TDCI
2005-ON
Manufacturer: Ford



A23925

ALT 12V BOSCH C/P
TRANSIT,FIAT,2006-13
Manufacturers: Citroen, Fiat,
Peugeot, Ford, Bosch



A3T14791

ALT SUIT FORD V8 2 PIN
Manufacturer: Ford



A3TJ1691

ALT LATE FORD AUSSIE fg
Manufacturer: Ford



A4036

ALTERNATOR 12V 70A
UNIVERSAL LUCAS TYPE
Manufacturers: Ford, Forklift,
Perkins, Rover



A4215

ALT FORD ESCORT 1.8D
1996-1999
Manufacturer: Ford



A4219

ALTERNATOR FORD FOCUS
12V 80AMP
Manufacturer: Ford

FORD



A4222

ALT MONDEO/ESCORT 12V
90A DIESEL
Manufacturer: Ford



A4227

ALT, LAND ROVER 12V 100A
R.H. ADJ
Manufacturers: Land Rover,
Ford, Perkins, Rover



A4227L

ALT, LAND ROVER 12V 115A
L.H. Adj 10 o'clock
Manufacturers: Ford, Perkin,
Rover, Land Rover




A4228

ALT, 12V 120A EUROPEAN...
R.H ADJ,
Manufacturers: Rover, Ford,
Perkins, Land Rover



A7750

ALT FORD EXPLORER 12V 95A
Manufacturer: Ford



A7751

ALTERNATOR MOTORCRAFT
95A 3G SERIES
Manufacturer: Ford




A7753

FORD ALT 12V 95A SUIT FORD
3G 4.6L
Manufacturer: Ford



A7755

ALTERNATOR FALCON V8
12V95A IR >
Manufacturer: Ford



A7758

ALTERNATOR FORD 3G 12V
90A
Manufacturer: Ford

FORD



A7759M

ALT AU FALCON. MITSU 2 PIN TYPE

Manufacturer: Ford



A7768

MOTORCRAFT 12V 130A FORD EXPLORER

Manufacturer: Ford



A7771

ALTERNATOR FORD F250,F350 12V 130AMP

Manufacturer: Ford



A7775

ALTERNATOR FORD MONDEO/ CONTOUR 130A 95-98

Manufacturer: Ford



A7778-11

ALTERNATOR FORD TRUCK 115A 93/98

Manufacturer: Ford



A7780

ALT 12V 130A FORD TAURUS

Manufacturer: Ford



A7785-3

ALT SUIT FORD 95A 8 RIB

Manufacturer: Ford



A7786

ALT FORD 4G TRI MOUNT FALCON/EXPLORER

Manufacturer: Ford



A7787

ALT FORD EXPLORER 96-2001

Manufacturer: Ford

FORD

A8250
12v
110a I/R

With FORD ESCAPE, MONDEO
Engine: 1.6L-2L

Dimensions (mm)					
Adj. Hole Diameter	Post Hole Diameter	Adj. to Post	Leg/Post Length	Pulley Diameter	Number of Grooves
9	9	141	64	48	6

A8250
ALT FORD MONDEO/ESCAPE
Manufacturer: Ford

A8259
12v
110a I/R

With MAZDA TRIBUTE
Engine: 3.0L

Note: P/D Regulator need special tester # CR-002

Dimensions (mm)					
Adj. Hole Diameter	Post Hole Diameter	Adj. to Post	Leg/Post Length	Pulley Diameter	Number of Grooves
12	12	175	75	46	6

A8259
ALT TRIBUTE FORD ESCAPE
LRC REG PAD MT
Manufacturers: Mazda, Ford

A8315
12v
135a I/R

With FORD FALCON, BA
With TOTALLY PCM CONTROLLED

Dimensions (mm)					
Adj. Hole Diameter	Post Hole Diameter	Adj. to Post	Leg/Post Length	Pulley Diameter	Number of Grooves
Slotted	Slotted	109	26 x 2	59	6

A8315
ALT FORD 02-04 135A Pcm
controlled FG FALCON
Manufacturer: Ford

A8440
12v
90a I/R

With FORD MONDEO, FOCUS VISTEON
Engine: -

Note: -

Dimensions (mm)					
Adj. Hole Diameter	Post Hole Diameter	Adj. to Post	Leg/Post Length	Pulley Diameter	Number of Grooves
14	14/12	175	90	53	8

A8440
ALT, Visteon Focus & MONDEO
Manufacturer: Ford

A91897
12v
60a I/R

With FORD FALCON EB (Mitsubishi Version)
Engine: 6 CYL

Dimensions (mm)					
Adj. Hole Diameter	Post Hole Diameter	Adj. to Post	Leg/Post Length	Pulley Diameter	Number of Grooves
8	10	175	65	47	3

A91897
ALT MITSUBISHI 12V SUIT FORD EB
Manufacturer: Ford

A9602
12v
80a I/R, I/F

With FORD FALCON
Engine: EB-ED

Dimensions (mm)					
Adj. Hole Diameter	Post Hole Diameter	Adj. to Post	Leg/Post Length	Pulley Diameter	Number of Grooves
6	10	175	66	62	6

A9602
ALT, 12V FORD FALCON I/F EF
EL 6CYL
Manufacturer: Ford

A-V001
12v
50a I/R

With MAZDA TITAN
Engine: 3.5L - HA, BA

Dimensions (mm)					
Adj. Hole Diameter	Post Hole Diameter	Adj. to Post	Leg/Post Length	Pulley Diameter	Number of Grooves
10	12	175	80	64	1-1/2

A-V001
ALT. 12v 50AMP TRADER/
TITAN...VAC
Manufacturers: Mazda, Ford

A-V002
24v
40 a I/R, I/F

With FORD TRADER MAZDA TITAN
Engine: 3.5L HA XA

Note: 30cc Vat Pump

Dimensions (mm)					
Adj. Hole Diameter	Post Hole Diameter	Adj. to Post	Leg/Post Length	Pulley Diameter	Number of Grooves
7	10	174	62	79	1-1/4

A-V002
ALTERNATOR 24V MAZDA
TITAN IF/IR L & R
Manufacturers: Mazda, Ford

BX415016
12V 105A I/R

With FORD TRANSIT 2000-2006
Engine: -

Note: C/W ORC, PULLEY

Dimensions (mm)					
Adj. Hole Diameter	Post Hole Diameter	Adj. to Post	Leg/Post Length	Pulley Diameter	Number of Grooves
10	11	175	74	59	7

BX415016
ALT, INC ORC, REP BOSCH
TRANSIT 2000-06
Manufacturers: Ford, Bosch

FORD



BXC8071
STARTER CORTINA PLNTRY
SUIT AUTO
Manufacturer: Ford



BXF1238
ALT FORD 12V 55A 76MM
FOOT INT REG
Manufacturers: Bosch, Ford



BXF1257
EA,EB FALCON ALT,12V 85 AMP
Manufacturers: Bosch, Ford



BXF128
BOSCH STR, XP-BF FALCON &
Territory
Manufacturers: Ford, Bosch



S1234
STARTER 12V ND SUIT V6
ZEPHYR
Manufacturer: Ford



S1620B
STARTER BOSCH TRANSIT
DSL 12V
Manufacturers: Ford, Bosch



S1620F
STARTER 12TH MOTORCRAFT
TRANSIT
Manufacturer: Ford



S16527
STR.MAZDA 626 1979-82
Manufacturers: Ford, Mazda



S16658
STARTER 12V G/R SUIT
CUMMINS
Manufacturers: Cummins,
Ford

FORD

S16859	CW	Subs: FORD
12v 8.0kw D/D		Engine: 4 CYL - PETROL
Dimensions (mm)		Teeth: 8
Price Offset: n/a	Alt. Holes Cut. to Cut. 79/90/109	Spigot Diameter 74
	Price Diameter 26.5	Price At Rest 13

S16859
STARTER MAZDA 8TH 3HOLE
Manufacturer: Ford

S16933	CW	Subs: MAZDA 323 626 MX5 PROTEGE
12v 1.4kw PMGR		Engine: BP B6 F2 F5
Dimensions (mm) Note: All Mt. Holes Threaded		Teeth: 10
Price Offset: n/a	Alt. Holes Cut. to Cut. 110 x 78 x 77	Spigot Diameter 74
	Price Diameter 31.5	Price At Rest 16

S16933
STR.MAZDA 2.2L PICKUP
1988-93
Manufacturers: Mazda, Ford

S17010	CCW	Subs: FORD FESTIVA 1988-93
12v 0.8kw D/D		Engine: 1.3L
Dimensions (mm)		Teeth: 8
Price Offset: n/a	Alt. Holes Cut. to Cut. 115	Spigot Diameter 78
	Price Diameter 28	Price At Rest 20

S17010
STR FORD FESTIVA 88-93 CCW
Manufacturers: Mazda, Ford

S17244	CW	Subs: FORD AG TRACTOR
12v 1.2kw G/R		Engine: 3-77, 3-81, 3-85 DIESEL
Dimensions (mm)		Teeth: 11
Price Offset: yes	Alt. Holes Cut. to Cut. 111	Spigot Diameter 34
	Price Diameter 34	Price At Rest 19

S17244
STARTER MITSUBI G/R FORD/
MIT 3CYL
Manufacturers: Ford,
Mitsubishi

S17244N	CW	Subs: FORD AG TRACTOR
12v 2.0kw G/R		Engine: 3-77, 3-88, 3-85 DIESEL
Dimensions (mm)		Teeth: 9
Price Offset: no	Alt. Holes Cut. to Cut. 111	Spigot Diameter 34
	Price Diameter 34	Price At Rest 19

S17244N
STARTER H/D SUIT PERKINS
G/R
Manufacturer: Ford

S17578	CW	Subs: FORD
12v 3.6kw PLGR		Engine: 7.3L DIESEL
Dimensions (mm)		Teeth: 12
Price Offset: yes	Alt. Holes Cut. to Cut. 90/90/127	Spigot Diameter 66
	Price Diameter 36	Price At Rest 33

S17578
STR.FORD TRUCKS 7.3L DSL
W/DIRECT
Manufacturer: Ford

S2002	CW	Subs: FORD GRANADA
12v 1.4kw PMGR		Engine: 2.4, 2.9
Dimensions (mm)		Teeth: 9
Price Offset: no	Alt. Holes Cut. to Cut. 105	Spigot Diameter 76
	Price Diameter 25	Price At Rest 6

S2002
STARTER 12V PMGR FORD
GRANADA
Manufacturer: Ford

S2007	CW	Subs: FORD SIERRA
12v 1.4kw PMGR		Engine: -
Dimensions (mm)		Teeth: 10
Price Offset: no	Alt. Holes Cut. to Cut. 114.4/90/90	Spigot Diameter 68.5
	Price Diameter 26	Price At Rest 26

S2007
STARTER FORD 12V PMGR
Manufacturer: Ford

S2009	CW	Subs: FORD w/GRANADA, SCORPIO, SIERRA
12v 1.4kw PMGR		Engine: 1.8, 2.0, 2.0L
Dimensions (mm)		Teeth: 10
Price Offset: no	Alt. Holes Cut. to Cut. 114/90.5/90.5	Spigot Diameter 76
	Price Diameter 27	Price At Rest 14.5

S2009
STARTER BOSCH PMGR FORD
1.8 2LTR
Manufacturers: Ford, Bosch

FORD



S2018
STARTER 12V SUIT FORD KA
21TH CCW
Manufacturer: Ford



S2038
FORD MONDEO
Manufacturer: Ford



S2048
FORD GRANADA
Manufacturer: Ford



S2232
FORD STR 12V 2.3KW SIDE
MT. TRANSIT 2000
Manufacturer: Ford



S289A
STARTER FORD V8 AUTO
ND G/R
Manufacturer: Ford



S289M
STARTER FORD V8 MANUAL
Manufacturer: Ford



S3043
STARTER 12V FORD USA
PMGR V8 REPLACES RATRAP
Manufacturer: Ford



S30733
STR 12V 1.7KW EURO FORD/
MAZDA PLANETARY
Manufacturers: Mazda, Ford



S31167
STR,12V 1.1KW FOCUS/
FIESTA 95-ON
Manufacturer: Ford

FORD



S31305
 STARTER 12V MAZDA/FORD
 CCW TITAN, TRADER
 Manufacturers: Mazda, Ford



S3180
 STARTER PMGR REP RAT
 TRAP AUTO
 Manufacturer: Ford



S3185
 STR RATTRAP REPLACEMENT
 MANUAL
 Manufacturer: Ford



S3205
 STR FORD 12V PMGR V8, AUTO
 Manufacturer: Ford



S3213
 STR FORD PMGR 10TH 90-95
 V8 AU111
 Manufacturer: Ford



S3217
 FORD 12V 1.4KW 10TH
 ESCORT 91-97
 Manufacturer: Ford



S3223
 STR FORD V8 PMGR MANUAL
 Manufacturer: Ford



S3224
 STR 12V 1.4KW 10TH
 EXPLORER 91-95
 Manufacturer: Ford



S3232
 STR 12V 1.4KW 10TH
 EXPLORER V6 4.0L
 Manufacturer: Ford

FORD



S32507
 STARTER SUIT FORD FOCUS/ MONDEO 12V CW 11TH 1.5KW
 Manufacturer: Ford



S3261
 STARTER 12V PMGR FORD/ MONDEO
 Manufacturer: Ford



S3262
 STARTER FORD PMGR 10TH MONDEO
 Manufacturer: Ford



S3264
 STARTER FORD TAURUS TOP MOUNT
 Manufacturers: Ford, Mazda



S3271
 STARTER FORD 4.0L V6 PMGR EXPLORER/RANGER 99-2006
 Manufacturer: Ford



S33149
 FORD ESCORT, FOCUS MONDEO 1.6L, 1.8L, 2.0L 1995-02
 Manufacturer: Ford



S33243
 STR TRANSIT/ DUCATO 2006 ON
 Manufacturers: Ford, Fiat



S351A
 STR FORD AUTO G/R HEAVY DUTY
 Manufacturer: Ford



S351M
 STR FORD MANUAL G/R HEAVY DUTY
 Manufacturer: Ford

FORD

S3598	CW	Subs: FORD ESCAPE, MONDEO		
12v 1.2kw PMGR		Engine: -		
Dimensions (mm)		Teeth: 10		
Price Offset: no	Alt. Holes Oct. to Oct. 65/66/103	Target Diameter 76	Pinon Diameter 26	Pinon At Rest 3

S3598
 FORD MONDEO/ESCAPE 12V 1.2KW 10th
 Manufacturer: Ford

S4830	CW	Subs: FORD		
12v 2.0kw G/R		Engine: 2.5L Diesel		
Dimensions (mm)		Teeth: 9		
Price Offset: yes	Alt. Holes Oct. to Oct. 137/95/76	Target Diameter 62	Pinon Diameter 29	Pinon At Rest 18

S4830
 STR,ND,2.5L DSL,RPL FORD COURIER & MITSU
 Manufacturers: Mazda, Ford

S5000	CW	Subs: FORD (NISSAN/DAEWOO)		
12v 2.0kw G/R		Engine: PERKINS		
Dimensions (mm)		Teeth: 10		
Price Offset: no	Alt. Holes Oct. to Oct. 182/102/146	Target Diameter 92	Pinon Diameter 36	Pinon At Rest 21

S5000
 STARTER G/R SUIT FORD TRACTOR
 Manufacturer: Ford

S5000HD	CW	Subs: FORD		
12v 2.5kw G/R		Engine: M45, M50		
Dimensions (mm)		Teeth: 10		
Price Offset: no	Alt. Holes Oct. to Oct. 146/103/103	Target Diameter 92	Pinon Diameter 39	Pinon At Rest 20

S5000HD
 STARTER 12V 10TH G/R HD REP M50
 Manufacturer: Ford

S5001HD	CW	Subs: FORD 5000 TRACTOR		
12v 2.5kw G/R		Engine: FORD INDUSTRIAL		
Dimensions (mm)		Note: Replaces M45-M50	Teeth: 10	
Price Offset: no	Alt. Holes Oct. to Oct. 183/103/146	Target Diameter 92	Pinon Diameter 39	Pinon At Rest 20

S5001HD
 STARTER 12V 10TH REP M50/CA45
 Manufacturer: Ford

S54471	CCW	Subs: MAZDA TITAN		
12v 2.7kw G/R		Engine: HA, XA		
Dimensions (mm)		Teeth: 14		
Price Offset: yes	Alt. Holes Oct. to Oct. 105/106/144	Target Diameter 100	Pinon Diameter 41.7	Pinon At Rest 29

S54471
 STARTER 12V CCW SUIT MAZDA
 Manufacturers: Mazda, Ford

S6037	CW	Subs: FORD		
12v 2.0kw G/R		Engine: -		
Dimensions (mm)		Teeth: 13		
Price Offset: yes	Alt. Holes Oct. to Oct. 111	Target Diameter 74	Pinon Diameter 39	Pinon At Rest 20

S6037
 STARTER MITSU H/D G/R SUIT PERKINS
 Manufacturers: Perkins, Ford

S6646	CW	Subs: FORD V6, V10		
12v 1.4kw PMGR		Engine: 4.6 - 6.8L		
Dimensions (mm)		Teeth: 12		
Price Offset: no	Alt. Holes Oct. to Oct. 64/63/102	Target Diameter 76	Pinon Diameter 31	Pinon At Rest 16

S6646
 FORD 1999-06 4.6L-6.8L NOSELESS
 Manufacturer: Ford

S6647	CW	Subs: FORD V6 AUTOMATIC		
12v 1.4kw PMGR		Engine: 4.2L, V6		
Dimensions (mm)		Teeth: 10		
Price Offset: yes	Alt. Holes Oct. to Oct. 135	Target Diameter 104	Pinon Diameter 27	Pinon At Rest 14

S6647
 STR SUIT FORD AUTO (NEW NOSELESS)
 Manufacturer: Ford

FORD

S6656 CCW		Subs: FORD	
12v 1.5kw PMGR		Engine: 2.5, 3.0L V6	
Dimensions (mm)		Teeth: 22	
Pinion Offset: no	Mt. Holes Cnt. to Cnt: 105	Spigot Diameter: n/a	Pinion Diameter: 50
			Pinion At Rest: n/a

S6656
 STR FORD ESCAPE, JAGUAR X TYPE
 Manufacturers: Ford, Mazda, Jaguar

S6657 CW		Subs: FORD RANGER, MAZDA B2300	
12v 1.4kw PMGR		Engine: 2.3L	
Dimensions (mm)		Teeth: 11	
Pinion Offset: n/a	Mt. Holes Cnt. to Cnt: 97	Spigot Diameter: 66	Pinion Diameter: 34
			Pinion At Rest: n/a

S6657
 STR SUIT MAZDA /FORD PAD MOUNT
 Manufacturers: Mazda, Ford

S6658 CW		Subs: FORD EXPLORER	
12v 1.4kw PMGR		Engine: 4.6L V8	
Dimensions (mm)		Teeth: 12	
Pinion Offset: no	Mt. Holes Cnt. to Cnt: 62/64/701	Spigot Diameter: 76	Pinion Diameter: 31
			Pinion At Rest: 23

S6658
 STR 4.6L V8 EXPLORER 02-06 NOSELESS
 Manufacturer: Ford

S6669 CW		Subs: FORD TRUCKS	
12V 3.6KW		Engine:	
Dimensions (mm)		Teeth: 12	
Pinion Offset: no	Mt. Holes Cnt. to Cnt: 127	Spigot Diameter: 88	Pinion Diameter: 38
			Pinion At Rest: 38

S6669
 STARTER 12V 10TH G/R HD REP M50
 Manufacturer: Ford

S6670 CW		Subs: FORD E, F SERIES	
12v 3.0kw		Engine: 6L DIESEL	
Dimensions (mm)		Teeth: 12	
Pinion Offset: no	Mt. Holes Cnt. to Cnt: 206/191/133	Spigot Diameter: 37	Pinion Diameter: 46
			Pinion At Rest: 46

S6670
 FORD E, F-SERIES 6.0L DSL 2003-06
 Manufacturer: Ford

S6674 -		Subs: FORD FOCUS	
12v PMGR		Engine: 2.3, 2.0L	
Dimensions (mm)		Teeth: 11	
Pinion Offset: no	Mt. Holes Cnt. to Cnt: 97	Spigot Diameter: 62	Pinion Diameter: 34
			Pinion At Rest: 17

S6674
 STARTER MAZDA/FORD ESCAPE TRIBUTE 2004-2006
 Manufacturers: Ford, Mazda

S7051 CW		Subs: CUMMINS, FORD 28MT (DRY CLUTCH)	
12v 2.5kw G/R		Engine: 3.9L, 5.9L	
Dimensions (mm)		Teeth: 10	
Pinion Offset: no	Mt. Holes Cnt. to Cnt: 90/90/127	Spigot Diameter: 89	Pinion Diameter: 32
			Pinion At Rest: 46

S7051
 STR 12V 10TH 32MM 28MT
 Manufacturers: Ford, Delco

S7056 CW		Subs: FORD TRUCKS (DRY CLUTCH)	
12v 2.5kw		Engine: CUMMINS 5.9, FD1060 DIESEL	
Dimensions (mm)		Teeth: 10	
Pinion Offset: no	Mt. Holes Cnt. to Cnt: 90/90/127	Spigot Diameter: 88	Pinion Diameter: 32
			Pinion At Rest: 45.5

S7056
 STARTER 28MT 12V 10TH 32MM DRY
 Manufacturers: Ford, Delco

S87091 CCW		Subs: MAZDA	
24v 5.0kw G/R		Engine: HA, BA	
Dimensions (mm)		Teeth: 13	
Pinion Offset: yes	Mt. Holes Cnt. to Cnt: 146/106/105	Spigot Diameter: 100	Pinion Diameter: 40
			Pinion At Rest: 30

S87091
 STR 24V CCW TRADER/TITAN PLANETRY
 Manufacturers: Mazda, Ford

FORD



S9052

STR 24V SUIT ZB 13th MAZDA
 N.D.G/R
 Manufacturers: Mazda, Ford



S9090

STR 24V CCW N/D MAZDA
 SL HA
 Manufacturers: Mazda, Ford



SB003

STARTER BOSCH 2.2KW PLGR
 DIESEL FORD
 Manufacturers: Ford, Bosch

FORKLIFT



A107

ALTERNATOR 12V IC FORKLIFT
 Manufacturers: Forklift,
 Kubota



A1213B

ALTERNATOR NISSAN FORK
 12V 40A
 Manufacturers: Nissan, Forklift



A1213B

ALTERNATOR 12V YALE FORK
 LIFT
 Manufacturers: Forklift, Yale

FORKLIFT



A12180

ALT, 12V KUBOTA, FORKL, IG & L
 Manufacturers: Forklift,
 Kubota



A12184

ALTERNATOR 12v TOYOTA
 FORK 55A
 Manufacturers: Forklift,
 Toyota, Kubota



A12187

ALTERNATOR 12V ND TOY
 F/HOIST
 Manufacturers: Forklift,
 Toyota, Kubota



A12210

ALTERNATOR TOYOTA F/LIFT
 24V 20a
 Manufacturers: Forklift,
 Toyota, Kubota



A12243

ALT KOMATSU 24V 20A WAS
 A900N
 Manufacturers: Forklift,
 Komatsu



A12357

ALTERNATOR 12V ND
 FORKLIFT
 Manufacturers: Forklift,
 Toyota



A13171

ALT.TOYOTA EXT REG, EXT FAN,
 1979-82
 Manufacturers: Toyota,
 Forklift



A4036

ALTERNATOR 12V 70A
 UNIVERSAL LUCAS TYPE
 Manufacturers: Ford, Forklift,
 Perkins, Rover



A900

ALT, 24V 25A IC REG L & R
 Manufacturers: Yanmar,
 Forklift, Kubota

FORKLIFT



A900N

USE A12243

Manufacturers: Forklift,
Komatsu



A901

ALT, I/R 12V 35A RPL HITACHI

Manufacturers: Hitachi,
Forklift, Yanmar



S16207GR

STARTER SUIT NISSAN 9TH G/R

Manufacturers: Forklift, Nissan



S16210

STR 1.2KW PMGR NISSAN
9TH NO THREAD

Manufacturers: Nissan, Forklift



S16211

STR.NISSAN 210SERIES
1971-82 8TH A12

Manufacturers: Nissan, Forklift



S16223

STARTER 12V P/E KOMATSU
P40

Manufacturers: Komats,
Toyota, Forklift



S16791

STARTER ND GR FORKHOIST 4Y

Manufacturers: Forklift,
Toyota



S16793

STARTER CLARK FORKLIFT

Manufacturers: Forklift,
Mitsubishi



S16794

STARTER NISSAN H20, H15 8TH

Manufacturers: Nissan, Forklift

FORKLIFT



S16795GR

STARTER DENSO G/R SUIT FORKLIFT

Manufacturers: Forklift, Hyster



S16798

STARTER YALE FORKLIFT 8TH D/D

Manufacturers: Forklift, Yale, Nissan



S16939

STARTER, HYUNDAI, MITSU PMGR

Manufacturers: Mitsubishi, Forklift, Hyundai



S17081

STARTER 12V 11TH MITSU G/R WET

Manufacturers: Mitsubishi, Forklift



S17096

STARTER 12V MITSUBISHI INDUSTRIAL

Manufacturers: Forklift, Mitsubishi



S17097

SUIT KOMATSU FORKLIFT

Manufacturers: Forklift, Komatsu, Mitsubishi



S17100

STARTER N.D G/R 10TH PERKINS/HYSTER

Manufacturers: Perkins, Hyster, Forklift



S17177

STARTER MITSU FORKLIFT 10TH PMGR

Manufacturers: Doosan, Mitsubishi, Forklift



S17278

STARTER ND 12V toyota engine

Manufacturer: Forklift

FORKLIFT

S17392 CW Subst: DAEWOO	
12v 2.0kw G/R Engine: 1.3L, 2.0L	
	
Dimensions (mm) Teeth: 10	
Pinion Offset: no	Pinion At Rest: 18
Alt. Holes Oct. to Oct: 127	Target Diameter: 69
Pinion Diameter: 40	

S17392
 STR 12V 10TH CAT & DAEWOO LIFT
 Manufacturers: Forklift, Daewoo, Caterpillar

S17425 CW Subst: NISSAN BLUEBIRD, NAVARA, VANETTE	
12v 1.2kw PMGR Engine: Z20	
	
Dimensions (mm) Teeth: 9	
Pinion Offset: no	Pinion At Rest: 7
Alt. Holes Oct. to Oct: 110	Target Diameter: 62
Pinion Diameter: 29	

S17425
 STR.NISSAN 2.4L Z PLANETRY
 Manufacturers: Nissan, Forklift

S18067 CW Subst: FORKLIFT	
12v 2.0kw G/R Engine: C201	
	
Dimensions (mm) Teeth: 9	
Pinion Offset: no	Pinion At Rest: 20
Alt. Holes Oct. to Oct: 120	Target Diameter: 95
Pinion Diameter: 32	

S18067
 STARTER 12V 2KW G/R ISUZU 2.2DI
 Manufacturers: Isuzu, Forklift

S18164P CW Subst: CATERPILLAR, KOBELCO 1995-	
24v 5.5kw Planetary Engine: MITSUBISHI	
	
Dimensions (mm) Teeth: 13	
Pinion Offset: yes	Pinion At Rest: 23
Alt. Holes Oct. to Oct: 104/104/144	Target Diameter: 100
Pinion Diameter: 47.5	

S18164P
 STR 24V MITSU 3 HOLE 5.5 PLANETRY
 Manufacturers: Forklift, Kobelco, Mitsubishi, Caterpillar

S18171 CW Subst: HYSTER, YALE, PERKINS	
12v 2.7kw Engine:	
	
Dimensions (mm) Teeth: 13	
Pinion Offset: NO	Pinion At Rest: 35
Alt. Holes Oct. to Oct: 105 x 105 x 145	Target Diameter: 67
Pinion Diameter: 50	

S18171
 STARTER 12V 2.2KW YALE 13TH
 Manufacturers: Yale, Forklift, Hyster, Perkins

S18173 CW Subst: YALE, SUMITOMO FORKLIFT	
12v 2.2kw G/R Engine: ZR, DR	
	
Dimensions (mm) Teeth: 13	
Pinion Offset: yes	Pinion At Rest: 32
Alt. Holes Oct. to Oct: 105/105/145	Target Diameter: 100
Pinion Diameter: 50	

S18173
 YALE FORKLIFT MITSU ENGINE 12VOLT
 Manufacturers: Forklift, Yale

S18198 CW Subst: HYSTER FORKLIFT	
12v 2.0kw G/R Engine: GM 4.3L V6	
	
Dimensions (mm) Teeth: 10	
Pinion Offset: no	Pinion At Rest: 47
Alt. Holes Oct. to Oct: 127	Target Diameter: 69
Pinion Diameter: 41	

S18198
 STR (WET)G/R SUIT HYSTER FORKLIFT
 Manufacturers: Forklift, Hyster

S18246 CW Subst: CATERPILLAR	
24v 5kw PLGR Engine: MITSUBISHI S4E, S6S	
	
Dimensions (mm) Teeth: 10	
Pinion Offset: no	Pinion At Rest: 22
Alt. Holes Oct. to Oct: 115/105/105	Target Diameter: 62
Pinion Diameter: 39	

S18246
 STARTER 24V 10TH CATAPILLAR WET
 Manufacturers: Forklift, Mitsubishi, Caterpillar

S18973 CW Subst: NISSAN	
12v 1.2kw Engine:	
	
Dimensions (mm) Teeth: 9	
Pinion Offset: no	Pinion At Rest: 19
Alt. Holes Oct. to Oct: 100	Target Diameter: 63
Pinion Diameter: 29	

S18973
 STR 12V SUIT NISSAN F/LIFT
 Manufacturers: Nissan, Forklift

FORKLIFT



S19719

STARTER S4S/ S6S 12V
2.8KW 10TH G/R

Manufacturers: Mitsubishi,
Forklift



S2216

AUDI 1.9L DIESEL STARTER -
EUROLIFT LINDE

Manufacturers: Forklift, Audi



S358

STARTER ND GR SUIT CROWN
F/LIFT

Manufacturer: Forklift



S4328

STARTER 12V ND RPL DELCO
9TH 29MM

Manufacturer: Forklift



S6034

STARTER 12V G/R S4S 4DQ
2KW

Manufacturers: Forklift,
Mitsubishi



S6034HD

STARTER MITSU S4S 12V PLGR
TYPE H/D

Manufacturers: Mitsubishi,
Forklift



S6144

STARTER 24V G/R SUIT MIT

Manufacturers: Forklift,
Mitsubishi



S6182

STARTER 24V 5.0KW S6E 4DQ

Manufacturers: Forklift,
Mitsubishi, Caterpillar



S6471

STR YALE FORK 12V 14TH CW

Manufacturers: Forklift, Yale

FORKLIFT



S6570

28MT 12V 2.5KW 10TH SUIT
 JOHN DEERE
 Manufacturers: John Deere,
 Delco, Bobcat, Forklift



S7067

STARTER 12V 10TH40MM
 28MT(DRY)
 Manufacturer: Forklift



S8610

STARTER 24V G/R HALLA
 FORKLIFT
 Manufacturer: Forklift



S9048

STARTER 12V G/R ISUZU H/D
 Manufacturers: Forklift, Isuzu,
 Komatsu



S9057

STR N/D 24V 4.5KW SUIT D
 SERIES
 Manufacturers: Forklift, Toyota



S9064

STARTER 12V 11TH TOYOTA
 FORK WET!
 Manufacturers: Forklift,
 Toyota



S988NGR

STR DENSO G/R SUIT SD22-25
 FORKLIFT
 Manufacturers: Nissan, Forklift

HINO



02012220510

ALT 24V 80A SAWAFUJI 3PIN J08C HINO

Manufacturer: Hino



A1312

ALT 24V 40A SAWAFUJI EX REG PAD MNT

Manufacturer: Hino



A1314

ALTERNATOR HINOBUS 24V 130A ER

Manufacturer: Hino



A1315

ALTERNATOR HINO BUS 24V 150A

Manufacturer: Hino



A1401

ALTERNATOR 24V 25A HINO VAC PMP

Manufacturer: Hino



A4025

ALT 24V35A LRG VAC BUS P.S.

Manufacturers: Nissan, Hino



A4026

GEN SAWAFUJI ALT 24V 40A LGE PUMP

Manufacturer: Hino



A5070

ALT 24V 55AMP IC NISSAN TRUCK FE6

Manufacturers: Nissan, Hino



A5071

ALT 24V A/M 55AMP SUIT HINO

Manufacturer: Hino

HINO



A5072
ALTERNATOR 24V 30A HINO
SNGL LEG
Manufacturer: Hino



A5074
ALT, SAWAFUJI 24V 50A HINO
Manufacturer: Hino



A5076
ALTERNATOR HINO JO 1995-
Manufacturer: Hino



A5095
ALT.24V35A HINO I/R
1PM.98LGS
Manufacturer: Hino



A877
ALT DENSO D/P 24V 50A
HINO DUTRO
Manufacturer: Hino



S1472
STR 24V SUIT HINO
Manufacturer: Hino



S1472N
STR HINO N DENSO 24V
6.0KW 11TH
Manufacturer: Hino



S1473
STARTER HINO K SERIES 24V
6KW AM
Manufacturer: Hino



S1502
STARTER 24V 7KW SAWAFUJI
Manufacturer: Hino

HINO

S1503 CW Sub: HINO	
24v 6.0kw G/R	
Engine: EK100, EK200, EM100, EP100	
	
Dimensions (mm) Note: M170X120 Teeth: 11	
Pinion Offset: 60	Mt. Holes Ctr. to Ctr.: 170/165/120
Sprocket Diameter: 122	Pinion Diameter: 47
	Pinion At Rest: 42

S1503
 STR 24V DENSO 6KW HINO
 Manufacturer: Hino

S82076 CW Sub: HINO (SAWAFUJI TYPE)	
24v 5.5kw G/R	
Engine: EC100, EH700, H06C, H07C	
	
Dimensions (mm) Teeth: 11	
Pinion Offset: 60	Mt. Holes Ctr. to Ctr.: 141/125/106
Sprocket Diameter: 100	Pinion Diameter: 40
	Pinion At Rest: 28

S82076
 STR HINO SAWAFUJI 24V G/R
 Manufacturer: Hino

S89045 CW Sub: HINO	
24v 4.5kw G/R	
Engine: JO SERIES JO 505C, 505D	
	
Dimensions (mm) Teeth: 11	
Pinion Offset: n/a	Mt. Holes Ctr. to Ctr.: 143
Sprocket Diameter: 105	Pinion Diameter: 40
	Pinion At Rest: 30

S89045
 STARTER HINO 24V JO NOSELESS
 Manufacturer: Hino

S89047 CW Sub: HINO	
24v 4.5kw	
Engine: JO5, 505	
	
Dimensions (mm) TOP HOLE THREADED Teeth: 11	
Pinion Offset: yes	Mt. Holes Ctr. to Ctr.: 195
Sprocket Diameter: 105	Pinion Diameter: 40
	Pinion At Rest: 30

S89047
 STR 24V 4.5KW SUIT HINO SO5C,S05D "99-
 Manufacturer: Hino

S9020 CW Sub: HINO	
24v 4.5kw G/R	
Engine: DK10, DK20, DS50, DS70	
	
Dimensions (mm) Teeth: 13	
Pinion Offset: 60	Mt. Holes Ctr. to Ctr.: 133/133/103
Sprocket Diameter: 100	Pinion Diameter: 40
	Pinion At Rest: 35

S9020
 STARTER 24V 13TH HINO DK10 EB100 EB200 DS50
 Manufacturer: Hino

S9045 CW Sub: HINO	
24v 4.5kw G/R	
Engine: JO SERIES	
	
Dimensions (mm) Note: Top Mt. Hole Threaded Teeth: 11	
Pinion Offset: no	Mt. Holes Ctr. to Ctr.: 130
Sprocket Diameter: 105	Pinion Diameter: 40
	Pinion At Rest: 30

S9045
 STARTER NDENSO 24V SUIT HINO JO SERIES
 Manufacturer: Hino

S9065 CW Sub: TOYOTA DYNIA	
12v 2.5kw G/R	
Engine: 6-9T 1W DIESEL	
	
Dimensions (mm) Note: Top Mt. Hole Threaded Teeth: 11	
Pinion Offset: n/a	Mt. Holes Ctr. to Ctr.: 152
Sprocket Diameter: 105	Pinion Diameter: 40
	Pinion At Rest: 34.5

S9065
 STARTER 12V DENSO SUIT 1W
 Manufacturers: Toyota, Hino

S9067 CW Sub: HINO P-FD16, P-FD17	
24v 4.5kw G/R	
Engine: EC100, EH700	
	
Dimensions (mm) Teeth: 11	
Pinion Offset: 60	Mt. Holes Ctr. to Ctr.: 141/120/106
Sprocket Diameter: 100	Pinion Diameter: 40
	Pinion At Rest: 28

S9067
 STR DENSO 24V 11TH HINO 3BLT
 Manufacturer: Hino

S9067L CW Sub: HINO (BATTERY POST LEFT)	
24v 4.5kw G/R	
Engine: H06C, H07C, H07D (Late Model)	
	
Dimensions (mm) Teeth: 11	
Pinion Offset: 60	Mt. Holes Ctr. to Ctr.: 141/120/106
Sprocket Diameter: 100	Pinion Diameter: 40
	Pinion At Rest: 28

S9067L
 STARTER DENSO 24V SUIT H07C HINO
 Manufacturer: Hino

HINO



S9068
 STR 24V N/D 11TH HINO
 2HOLE
 Manufacturer: Hino



S9070
 STR DENSO 24V G/R SUIT
 1W 11TH
 Manufacturer: Hino




S9104
 STR DENSO 5.5KW H/DUTY
 SUIT HINO
 Manufacturer: Hino

INTERNATIONAL



A12490
 ALT BOSCH 12V 160AMP,D+,W
 Manufacturers: Kenworth, Mack,
 Volvo, Caterpillar, Cummins,
 International, John Deere,
 Massey Ferguson, Volvo Penta,
 Bosch



A2510JN
 ALT.INTERNATIONAL TRUCK
 Manufacturer: International



LRS172
 STARTER 12V LUCAS SUIT
 INT/CASE
 Manufacturer: International

ISUZU



0-24000-0088

STR NIKKO 24V 5.5KW 13TH
O/SET ISUZU 4HK1
Manufacturer: Isuzu



0-33000-5650

ALTERNATOR 12V NIKKO
ALT 12OCLOCK
Manufacturer: Isuzu



0-33000-5660

ALTERNATOR 12V ISEKI
TRACTOR
Manufacturers: Isuzu, Iseki



100211-2681

ALT SUIT ISUZU 24V 40A
6BD1T, 6GM1
Manufacturer: Isuzu



A1200N

ALTERNATOR NIKKO 24V
30A 4BD1T
Manufacturers: Komatsu,
Isuzu



A12251M

ALTERNATOR 24V 40A 9
RIB KOMATSU
Manufacturers: Komatsu,
Isuzu



A12258

ALTERNATOR 24V 40A
B\LESS NIKKO
Manufacturers: Isuzu, Komatsu



A1225880

ALTERNATOR NIKKO 24V 80A
ISUZU (SPECIAL)
Manufacturer: Isuzu



A12258M

ALTERNATOR 24V 50A SUIT
ISUZU
Manufacturers: Isuzu,
Komatsu

ISUZU



A12263

ALTERNATOR 24V 35A NIKKO, ISUZU
Manufacturers: Isuzu, Komatsu



A12266

ALT 24V 25A NIKKO SUIT 6BD1 & 6BB1
Manufacturers: Isuzu, Komatsu



A12331

ALT ISUZU 24V 25A VAC ER/EF
Manufacturer: Isuzu



A12360

ALT REP NIKKO HITACHI EXCAVATOR 24V
Manufacturers: Hitachi, Isuzu, Komatsu



A13521

ALT.ISUZU TROOPER 1992-94
Manufacturer: Isuzu



A13564

ALT.HONDA PASSPORT, ISUZU, RODEO
Manufacturers: Isuzu, Honda



A13935

ALTERNATOR SUIT HONDA/ ISUZU 3.2
Manufacturers: Isuzu, Honda



A14732

ALT.ISUZU GEO 1985-89 D-IG-L
Manufacturer: Isuzu



A14960

ALT.HONDA ISUZU 1991-95
Manufacturers: Isuzu, Holden, GM

ISUZU



A20095
ALT 12V HITACHI V/PUMP
ISUZU/HOLDEN
Manufacturers: Holden, Isuzu



A20212
ALTERNATOR ISUZU D-MAX
90A NEW
Manufacturer: Isuzu



A5770
ALTERNATOR NIKKO 24V 40A
ISUZU I/R
Manufacturer: Isuzu



A5770V
ALT 24V 40A V/PUMP, RPL
NIKKO
Manufacturer: Isuzu



A70767
ALT ISUZU 12V 70A IF/IF LIGHT
/SENSE 4JX1
Manufacturer: Isuzu



A801
ALTERNATOR 12V 80A VAC
ISUZU
Manufacturers: Isuzu, Holden



A850
ALT.ISUZU 12V VAC 30CC PMP
Manufacturer: Isuzu



A851
ALTERNATOR ISUZU 12V
60A 50CC
Manufacturer: Isuzu



A85100
ALT 12V ISUZU 100MM LEG
UNI VAC
Manufacturer: Isuzu

ISUZU



A852

ALT. 24V ISUZU 50CC 11 OCL 3 PULLEY
Manufacturer: Isuzu



A8524

ALT 24V VAC SUIT ISUZU 50CC 11 OCLOCK
Manufacturer: Isuzu



A853

ALTERNATOR 12V ISUZU VAC 11CLK (80MM LEG
Manufacturer: Isuzu



A854

ALTERNATOR 24V 30CC ISUZU 12OCLOCK
Manufacturer: Isuzu



A855

ALTERNATOR 24V 50CC VAC ISUZU
Manufacturer: Isuzu




A856

ALTERNATOR ISUZU 24V VAC 4BD1
Manufacturer: Isuzu



A857

Replace with A8524
Manufacturer: Isuzu



A858

ALTERNATOR 24V 80A ISUZU 1 WIRE
Manufacturer: Isuzu



A860

ALTERNATOR 24V VAC 50CC ISUZU
Manufacturer: Isuzu

ISUZU



A870
ALTERNATOR 12V 70A ISUZU
12OCLK 50CC
Manufacturer: Isuzu



S13-557
STARTER G/R LATE 4J ISUZU
HOLDEN 12V
Manufacturer: Isuzu



S16270
STR.CHEVY LUV OPEL
ISUZU1976-84
Manufacturer: Isuzu



S16739
STARTER 2KW 9TH 32MM N/D
Manufacturer: Isuzu



S16740
STR.HITACHI G/R ISUZU 9TH
29MM
Manufacturer: Isuzu



S16878
STR G/R SUIT ISUZU 9TH
29MM
Manufacturer: Isuzu



S17044
STARTER DENSO G/R 4JB1
ISUZU
Manufacturer: Isuzu



S17079
STARTER ISUZU 3KC1 G/R 9TH
29MM
Manufacturer: Isuzu



S17303
STARTER ISUZU 2.2KW
4JB-4JG
Manufacturer: Isuzu

ISUZU



S17381

IZUZU 3AB,3LD, STR 9TH 32MM
Manufacturer: Isuzu



S17546

STARTER ISUZU 3.2L V6
92-2000
Manufacturer: Isuzu



S17601

STR ND 12V 9TH
Manufacturers: Isuzu, Small engines



S18056

STARTER 12V D/D SUIT
ISUZU 3KC1
Manufacturer: Isuzu



S18067

STARTER 12V 2KW G/R
ISUZU 2.2DI
Manufacturers: Isuzu, Forklift



S18100

STARTER NIKKO SUIT 6BD1
ISUZU 'EXCHANGE'
Manufacturer: Isuzu



S18194

STARTER SUIT ISUZU INDUSTRIAL 24V SC\$200
Manufacturer: Isuzu



S18296

STARTER 4JB1 etc. G/R ISUZU
Manufacturer: Isuzu



S18299

STARTER HITACHI 12V OSGR 9TH ISUZU
Manufacturer: Isuzu

ISUZU

S1839 CCW		Subs: ISUZU APPLICATIONS	
24v 4.0kw 11th		Engine: 4BE1, 4HF1, 4HJ1, 4HE1	
			
Dimensions (mm)		Teeth: 11	
Price Offset: N/A	Alt. Holes: 170	Spigot Diameter: 94	Price At Rest: 45

S1839
 STARTER 24V 11TH CCW 4BE-4HJ1,4HF1,4HK1
 Manufacturer: Isuzu

S18491 CW		Subs: YANMAR 1992-98	
12v G/R		Engine: 4TN94, 5E50	
			
Dimensions (mm)		Teeth: 9	
Price Offset: n/a	Alt. Holes: 120	Spigot Diameter: 95	Price At Rest: 20

S18491
 STARTER 12V 3KW, YANMAR/ISUZU 9TH G/R
 Manufacturers: Yanmar, Isuzu

S210-108 CW		Subs: ISUZU	
24v 11kw G/R		Engine: E120, 6RA1, 6RB1	
			
Dimensions (mm)		Teeth: 11	
Price Offset: n/a	Alt. Holes: 157/137/168	Spigot Diameter: 122	Price At Rest: 48

S210-108
 STARTER 24V E120 11KW HITACHI
 Manufacturer: Isuzu

S30678 CCW		Subs: ISUZU	
12v 2.0kw G/R Nippondenso		Engine: 1.8L, 2.0L DIESEL	
			
Dimensions (mm)		Teeth: 11	
Price Offset: n/a	Alt. Holes: 120	Spigot Diameter: 75	Price At Rest: 39

S30678
 STARTER 12V CCW ISUZU/ROVER 11TH
 Manufacturers: Rover, Isuzu

S385 CW		Subs: ISUZU (NIPPONDENSO)	
12v 1.0kw G/R		Engine: 3 CYLINDER	
			
Dimensions (mm)		Teeth: 9	
Price Offset: yes	Alt. Holes: 100	Spigot Diameter: 60	Price At Rest: 23

S385
 STARTER DENSO REP S114-385
 Manufacturer: Isuzu

S429 CW		Subs: ISUZU	
12v 1.0kw G/R		Engine: 3K3-1	
			
Dimensions (mm)		Teeth: 9	
Price Offset: n/a	Alt. Holes: 110	Spigot Diameter: 60	Price At Rest: 21

S429
 STARTER 12V N/D G/R RPL HIT S114-429
 Manufacturer: Isuzu

S5006 CCW		Subs: ISUZU	
12v 2.0kw G/R		Engine: 2.0 DIESEL	
			
Dimensions (mm)		Teeth: 11	
Price Offset: n/a	Alt. Holes: 120	Spigot Diameter: 75	Price At Rest: 39

S5006
 STARTER 12V CCW ISUZU/ROVER 11TH
 Manufacturer: Isuzu

S6000 CW		Subs: ISUZU	
12V 2.0kw 9th		Engine: C240, C190 4E1, 4FCL, 4FE1	
			
Dimensions (mm)		Teeth: 9	
Price Offset: N/A	Alt. Holes: 110	Spigot Diameter: 95	Price At Rest: 30

S6000
 STARTER 12V HIT G/R ISUZU 9TH32MM
 Manufacturer: Isuzu

S6071 CW		Subs: ISUZU	
24v 7.5kw		Engine: V10	
			
Dimensions (mm)		Teeth: 12	
Price Offset: n/a	Alt. Holes: 165/115/141	Spigot Diameter: 104	Price At Rest: 25

S6071
 STARTER NIKKO ISUZU V10 7.5KW
 Manufacturer: Isuzu

ISUZU



S6102

STARTER 24V REP S24-07
Manufacturer: Isuzu



S6103

STR HITACHI 24V 9TH
G/R ISUZU
Manufacturer: Isuzu



S80871

STR 7KW SUIT ISUZU 61L 8P
9E1 10PE1 12PE1
Manufacturer: Isuzu



S9000

STARTER ND 6WG,6WA,
ISUZU,24V
Manufacturer: Isuzu



S9000M

STARTER SUIT ISUZU 6WA1
7KW MITSU
Manufacturer: Isuzu



S9001

STR 24V G/R ISUZU 6HE1
Manufacturer: Isuzu



S9006

STARTER 24V G/R ISUZU
6HH1-6HK1
Manufacturer: Isuzu



S9011

STR 6SD1 ISUZU 24V 4.5KW
Manufacturer: Isuzu



S9048

STARTER 12V G/R ISUZU H/D
Manufacturers: Forklift, Isuzu,
Komatsu

ISUZU



S9055

STR 12V G/R ISEKI/ISUZU/DOOSAN 11TH
Manufacturers: Iseki, Doosan, Isuzu



S9056

STARTER 24V ISUZU G/R 5.5KW
Manufacturer: Isuzu



S9060

STARTER 24V SUIT 6 CYL ISUZU
Manufacturer: Isuzu



S9063

STARTER 24V 11TH G/R ISUZU 4.5KW
Manufacturer: Isuzu



S9079

STR 24V G/R SUIT ISUZU
Manufacturer: Isuzu



S9080

STR N/D SUIT ISUZU 24V H/D
Manufacturer: Isuzu



S9220

STARTER 7KW GR SUIT 6WA1 ISUZU
Manufacturer: Isuzu



S9492

ND 12V 3.0KW ISUZU 6B01 11TH
Manufacturer: Isuzu



SE120

STR SUIT E120 6B01 ISUZU 7.4KW 11TH NIKKO
Manufacturer: Isuzu

JOHN DEERE



A12131

REPLACE WITH A12490 OR A1001
 Manufacturers: John Deere, Bosch



A12188

ALT 12V 40AMP
 Manufacturers: John Deere, Yanmar



A12356

ALTERNATOR 40A P.I.G.L
 YANMAR
 Manufacturers: Yanmar, Kubota, John Deere



A12490

ALT BOSCH 12V 160AMP,D+,W
 Manufacturers: Kenworth, Mack, Volvo, Caterpillar, Cummins, International, John Deere, Massey Ferguson, Volvo Penta, Bosch



A12683

ALTERNATOR 12V 120A
 JOHN DEERE
 Manufacturer: John Deere



A13710

ALT,12v148A MERC(6 RIB)
 J DEERE (8 RIB)
 Manufacturers: Mercedes Benz, John Deere



S1052

STR KOHLER 10HP-16HP
 Manufacturers: John Deere, Kohler, Small engines



S1053

STR KOHLER 10-16HP
 Manufacturers: John Deere, Kohler, Small engines



S1055

STR KOHLER 18-23HP
 Manufacturers: John Deere, Kohler, Small engines

JOHN DEERE

S17382 CW Suits: JOHN DEERE with YANMAR ENGINE Engine: 3T72, 3TNAJ2

CORE EXCHANGE

Dimensions (mm)					Teeth: 11
Pinion Offset: n/a	Mt. Holes Ctr. to Ctr. 120	Spigot Diameter 95	Pinion Diameter 34	Pinion At Rest 21	

S17382
 STR DENSO G/R 11TH 34MM YANMAR
 Manufacturers: Yanmar, John Deere

S17618 CW Suits: JOHN DEERE 1990- Engine: VARIOUS

Dimensions (mm)					Teeth: 10
Pinion Offset: n/a	Mt. Holes Ctr. to Ctr. 90/90/127	Spigot Diameter 66	Pinion Diameter 40	Pinion At Rest 40	

S17618
 STR 12V John Deere 12v 4KW D/D
 Manufacturers: John Deere, Caterpillar

S17618GR CW Suits: JOHN DEERE 1990- Engine: VARIOUS

CORE EXCHANGE

Dimensions (mm)					Teeth: 10
Pinion Offset: n/a	Mt. Holes Ctr. to Ctr. 90/90/127	Spigot Diameter 68	Pinion Diameter 40	Pinion At Rest 47	

S17618GR
 STARTER 12V 4KW ND J.DEERE & CAT
 Manufacturer: John Deere

S18309 CCW Suits: JOHN DEERE KAWASAKI Engine:

Dimensions (mm)					Teeth: 9
Pinion Offset: n/a	Mt. Holes Ctr. to Ctr. 89	Spigot Diameter 62	Pinion Diameter 29	Pinion At Rest 27	

S18309
 STARTER HIT 9TH CCW JOHN DEERE
 Manufacturers: John Deere, Kawasaki, Small engines

S18350 CCW Suits: HONDA, JOHN DEERE Engine: Honda 11, 13 HP

Dimensions (mm)					Teeth: 14
Pinion Offset: n/a	Mt. Holes Ctr. to Ctr. 92	Spigot Diameter n/a	Pinion Diameter 30	Pinion At Rest 9	

S18350
 STARTER HONDA 14TH PMDD
 Manufacturers: Honda, Small engines, John Deere

S18533 CCW Suits: JOHN DEERE Engine: KAWASAKI 10HP

Dimensions (mm)					Teeth: 8
Pinion Offset: n/a	Mt. Holes Ctr. to Ctr. 66	Spigot Diameter 62	Pinion Diameter 27	Pinion At Rest 8	

S18533
 STARTER KAWASAKI 10-12HP
 Manufacturers: John Deere, Kawasaki

S18978 CW Suits: JOHN DEERE Engine: VARIOUS

CORE EXCHANGE

Dimensions (mm)					Teeth: 11
Pinion Offset: n/a	Mt. Holes Ctr. to Ctr. 90/90/127	Spigot Diameter 89	Pinion Diameter 40	Pinion At Rest 47	

S18978
 STR ND G/R 12V 3KW 11TH WET JOHN DEERE
 Manufacturer: John Deere

S5777 CCW Suits: JOHN DEERE Engine: 16 - 18.5hp

Dimensions (mm)					Teeth: 14
Pinion Offset: n/a	Mt. Holes Ctr. to Ctr. 56	Spigot Diameter n/a	Pinion Diameter 41	Pinion At Rest 34	

S5777
 STARTER BRIGGS - JOHN DEERE 16-18.5 HP 2000-06
 Manufacturers: Small engines, John Deere

S6570 CW Suits: JOHN DEERE, CLARK Engine: 3179, 4039, 4219, 4276

Dimensions (mm)					Teeth: 10
Pinion Offset: n/a	Mt. Holes Ctr. to Ctr. 105	Spigot Diameter 82.5	Pinion Diameter 32	Pinion At Rest 45.5	

S6570
 28MT 12V 2.5KW 10TH SUIT JOHN DEERE
 Manufacturers: John Deere, Delco, Bobcat, Forklift

JOHN DEERE



S9019
 STR 12V 11TH SUIT
 JOHN DEERE
 Manufacturer: John Deere



S9025
 STR 12V G/R 10TH REP C.A.V.
 Manufacturer: John Deere



S9028
 STR 12V 11TH J. DEERE &
 ZETOR
 Manufacturer: John Deere



S9085
 STR 2.5KW 15TH 4BOLT
 YANMAR
 Manufacturers: Yanmar, John Deere



SM51747
 STARTER JOHN DEERE W/
 KOHLER ENGINE
 Manufacturers: John Deere, Kohler

KOBELCO

S18164P		CW	Sub: CATERPILLAR, KOBELCO	
24v 5.5kw			1995-	
Planetary			Engine: MITSUBISHI	
				
Dimensions (mm)		Teeth: 13		
Pinion Offset:	Alt. Holes Cnt. to Cnt.	Spigot Diameter	Pinion Diameter	Pinion At Rest
yes	104/104/144	100	47.5	25

S18164P

STR 24V MITSU 3 HOLE
 5.5 PLANETRY
 Manufacturers: Forklift, Kobelco, Mitsubishi, Caterpillar

S18219		CW	Sub: YANMAR MARINE & INDUSTRIAL	
12v 1.2kw			Engine: 3.H3, 4.H3	
PMGR				
				
Dimensions (mm)		Teeth: 11		
Pinion Offset:	Alt. Holes Cnt. to Cnt.	Spigot Diameter	Pinion Diameter	Pinion At Rest
yes	120	95	34	20

S18219

STARTER HITACHI YANMAR
 PMGR - KOBELCO
 Manufacturers: Yanmar, Kobelco

S18539		CW	Sub: KOBELCO, MITSU IND	
24v 4.2kw			Engine: 6D33, 6D34, 6D31, 6D34	
				
Dimensions (mm)		Teeth: 11		
Pinion Offset:	Alt. Holes Cnt. to Cnt.	Spigot Diameter	Pinion Diameter	Pinion At Rest
yes	164	100	40	22

S18539

STARTER MITSU 24V PLTRY
 6D34- KOBELCO
 Manufacturers: Kobelco, Mitsubishi

S2062U		CW	Sub: MITSUBISHI FUSO	
24v 6.0kw			Engine: 6D22 6D20 6D22-T	
G/R				
				
Dimensions (mm)		Teeth: 13		
Pinion Offset:	Alt. Holes Cnt. to Cnt.	Spigot Diameter	Pinion Diameter	Pinion At Rest
n/a	148 x 100 x 134	100	56	70

S2062U

STARTER NDENSO 24V
 SUIT 6D22
 Manufacturers: Fuso, Mitsubishi, Kobelco

KOMATSU



A1200N

ALTERNATOR NIKKO 24V
30A 4BD1T
Manufacturers: Komatsu,
Isuzu



A12243

ALT KOMATSU 24V 20A
WAS A900N
Manufacturers: Forklift,
Komatsu



A12249

NIKKO ALTERNATOR SEALED
24V 20A
Manufacturer: Komatsu



A12251

ALTERNATOR 24V 25A EF/IR
KOMATSU
Manufacturer: Komatsu



A12251D

ALTERNATOR KOMATSU
DOUBLE PULLEY
Manufacturer: Komatsu



A12251M

ALTERNATOR 24V 40A 9
RIB KOMATSU
Manufacturers: Komatsu,
Isuzu



A12258

ALTERNATOR 24V 40A
B\LESS NIKKO
Manufacturers: Isuzu, Komatsu



A12258M

ALTERNATOR 24V 50A
SUIT ISUZU
Manufacturers: Isuzu, Komatsu



A12259

ALT NIKKO 24V KOMATSU
101MM LEG
Manufacturer: Komatsu

KOMATSU



A12263

ALTERNATOR 24V 35A
NIKKO, ISUZU
Manufacturers: Isuzu, Komatsu



A12266

ALT 24V 25A NIKKO SUIT
6BD1 & 6BB1
Manufacturers: Isuzu, Komatsu



A12360

ALT REP NIKKO HITACHI
EXCAVATOR 24V
Manufacturers: Hitachi, Isuzu, Komatsu



A7297

ALT, S/E, 24V 45A BRUSHLESS
20SI
Manufacturers: Komatsu, Delco, Caterpillar, Cummins



A875

ALTERNATOR 24V IR/IF
KOMATSU MULTI RIB
Manufacturer: Komatsu



A900N

USE A12243
Manufacturers: Forklift, Komatsu



AR4020E4

ALT 24V 20A SEALED MIT
CAT, can be S/E
Manufacturers: Caterpillar, Komatsu



S1440X

ND STR 24V 8.0KW PLNTRY
REP 12TH
Manufacturers: Komatsu, Delco, Nippondenso



S1450X

ND STR 12TH, 24V 8.0KW
PLNTRY, REP 11TH DELCO
Manufacturers: Komatsu, Delco, Nippondenso

KOMATSU



S16223
STARTER 12V P/E
KOMATSU P40
Manufacturers: Komatsu,
Toyota, Forklift



S16738
STR HIT 9TH 32MM G/R ISEKI
Manufacturers: Komatsu, Iseki



S17097
SUIT KOMATSU FORKLIFT
Manufacturers: Forklift,
Komatsu, Mitsubishi



S18103
STR REP NIKKO G/R 24V
9TH(WET)
Manufacturer: Komatsu



S18103M
STR(WET) SUIT KOMATSU
4D95 MIT TYPE
Manufacturer: Komatsu



S18104
STARTER now S9081
Manufacturer: Komatsu



S18105
STARTER KOMATSU S6D105
7.5KW
Manufacturer: Komatsu



S18107
STARTER NIKKO 24V 12 TOOTH
KOMATSU
Manufacturer: Komatsu



S18392
STR VOLVO 24V 12T 6.6KW
CO-AXIAL
Manufacturers: Volvo,
Komatsu, Bosch

KOMATSU

S3930 CW		Suits: KOMATSU		
24v 11kw G/R		Engine: S6D125, S6D140, S6D170, SA170, SA9V170, SA12V170		
				
Dimensions (mm)		Teeth: 11		
Pinion Offset:	Mt. Holes Ctr. to-Ctr.	Spigot Diameter	Pinion Diameter	Pinion At Rest
40	126.5 x 3	92	56	48

S3930
 STARTER 24V11KW SAWAFUJI
 KOMATSU
 Manufacturer: Komatsu

S4900M CW		Suits: KOMATSU PC75-PC90 (WET CLUTCH)		
24v 3.2kw G/R		Engine: 4D95		
				
Dimensions (mm)		Teeth: 9		
Pinion Offset:	Mt. Holes Ctr. to-Ctr.	Spigot Diameter	Pinion Diameter	Pinion At Rest
n/a	145	95	35	19

S4900M
 STARTER 24V MIT G/R RPL
 NIKKO (WET)
 Manufacturer: Komatsu

S9034 CW		Suits: KOMATSU - NIPPONDENSO (WET CLUTCH)		
24v 4.5kw G/R		Engine: S6D170		
				
Dimensions (mm)		Teeth: 10		
Pinion Offset:	Mt. Holes Ctr. to-Ctr.	Spigot Diameter	Pinion Diameter	Pinion At Rest
yes	127	68	40	48

S9034
 STARTER 24V ND WET
 (CUMMINS)10TH
 Manufacturers: Komatsu,
 Cummins

S9048 CW		Suits: ISUZU KOMATSU FORKLIFT		
12v 2.5kw G/R		Engine: -		
				
Dimensions (mm)		Teeth: 11		
Pinion Offset:	Mt. Holes Ctr. to-Ctr.	Spigot Diameter	Pinion Diameter	Pinion At Rest
yes	120	95	38	22

S9048
 STARTER 12V G/R ISUZU H/D
 Manufacturers: Forklift, Isuzu,
 Komatsu

S9053 CW		Suits: KOMATSU 190B- (WET CLUTCH)		
24v 4.5kw G/R		Engine: 6D95		
				
Dimensions (mm)		Teeth: 12		
Pinion Offset:	Mt. Holes Ctr. to-Ctr.	Spigot Diameter	Pinion Diameter	Pinion At Rest
no	125/125/125	100	47	20

S9053
 STR 24V 12TH G/R SUIT
 KOMATSU (wet)
 Manufacturer: Komatsu

S9078 CW		Suits: KOMATSU - Replaces Nikko		
24v 4.5kw G/R		Engine: 6D105 4D105		
				
Dimensions (mm)		Teeth: 13		
Pinion Offset:	Mt. Holes Ctr. to-Ctr.	Spigot Diameter	Pinion Diameter	Pinion At Rest
no	117 x 118 x 118	100	46	50

S9078
 STR 24V (WET) 13TH
 KOMATSU
 Manufacturer: Komatsu

S9081 CW		Suits: KOMATSU PC200, PC300 (WET CLUTCH)		
24v 4.5kw G/R		Engine: 6D95L		
				
Dimensions (mm)		Teeth: 11		
Pinion Offset:	Mt. Holes Ctr. to-Ctr.	Spigot Diameter	Pinion Diameter	Pinion At Rest
40	150	105	40	15

S9081
 STR 24V (WET)ND SUIT
 KOMATSU
 Manufacturer: Komatsu

S9180 CW		Suits: KOMATSU (NIPPONDENSO)		
24v 4.5kw G/R (Wet)		Engine: 4D95L		
				
Dimensions (mm)		Teeth: 9		
Pinion Offset:	Mt. Holes Ctr. to-Ctr.	Spigot Diameter	Pinion Diameter	Pinion At Rest
no	120	95	34.8	19

S9180
 STR 24V 9TH (WET) KOMATSU
 4D95L
 Manufacturer: Komatsu

LISTER PETTER



S18158

STR LISTER PETTER LPA2
 LPWS2/3
 Manufacturer: Lister Petter



S7061

STARTER 12V 10TH40MM
 28MT(WET)
 Manufacturers: Lister Petter,
 Delco



SU6

STARTER C.A.V 24V U6 12TH
 Manufacturer: Lister Petter

MACK



A1001

ALTERNATOR 12V 150A IR/EF
 21SI/ 22SI APPS
 Manufacturers: Yanmar,
 Kenworth, Mack, Caterpillar,
 Cummins



A1101

ALTERNATOR 24V 70A REP
 DELCO 27SI
 Manufacturers: GM, Ken-
 worth, Mack, Caterpillar,
 Cummins



A12349

ND Alternator 12v 130 amp
 Mack applications
 Manufacturers: Mack,
 Cummins

MACK



A12490

ALT BOSCH 12V 160AMP,D+,W
 Manufacturers: Kenworth, Mack, Volvo, Caterpillar, Cummins, International, John Deere, Massey Ferguson, Volvo Penta, Bosch



A8058

ALT,S/E,12V 160 AMP REP MOTOROLA
 Manufacturers: Leece Neville, Kenworth, Mack, Volvo, Volvo Penta



A8080

ALT 12V 110A 33SI S/EXCITING USA DELCO
 Manufacturers: Kenworth, Mack, Volvo



A8361

ALT DELCO QUAD MOUNT 12V 120A
 Manufacturers: Cummins, Kenworth, Mack



S7158

STR 28MT 24V WET 10TH 32MM
 Manufacturers: Mack, Delco, Cummins

MAN



A0109
 BOSCH 24V 55A MAN MERC
 Manufacturers: Mercedes Benz, Man, DAF, Bosch



A20617
 ALT BOSCH 24V 120amp
 MAN Bus/Truck
 Manufacturer: Man



S231007
 STARTER REP BOSCH 24V
 11TH MAN
 Manufacturers: Man, Bosch

MITSUBISHI



A11055
 ALTERNATOR MITSU IR/IF
 12V 110AMP CW
 Manufacturer: Mitsubishi



A11096
 ALT COMMODORE GEN 3,
 LS1, 140AMP
 Manufacturers: Holden, GM,
 Mitsubishi



A11097
 ALT, 12V 140A HOLDEN VZ,
 RVC REG LS2
 Manufacturers: GM, Holden,
 Mitsubishi

MITSUBISHI



A11170
MITSUBISHI LANCER ES 2.0L
Manufacturer: Mitsubishi



A12231
ALTERNATOR 12V BABY MITSU
Manufacturer: Mitsubishi



A12435
ALT, 24V MITSU LGE VAC
PMP L & R
Manufacturer: Mitsubishi



A13197
ALTERNATOR. MITSU IR/IF
S/L OFFSET ADJUS
Manufacturer: Mitsubishi



A13249
ALT,12V IR/IF SUIT MITSUBISHI
Manufacturers: Mitsubishi,
Hyundai



A13257
ALT. MITSUBISHI 12V 75A
DOUBLE ADJUSTER
Manufacturer: Mitsubishi



A13351
ALT.HYUNDAI/MITSU 3L
1995-96,6G72,6G74
Manufacturers: Mitsubishi,
Hyundai



A13450
ALT.MITSU INT FAN 90A
Manufacturer: Mitsubishi



A13451
ALT. MITSUBISHI 1992-96
2.4L 4G64
Manufacturer: Mitsubishi

MITSUBISHI



A13577

ALT.MITSUBISHI PAJERO
4M40 90A
Manufacturer: Mitsubishi



A13585

ALT.GALANT MITSUBISHI
1995-96
Manufacturer: Mitsubishi



A13586

ALT.VARIOUS MITSU 4 PIN
MITSU MODELS
Manufacturer: Mitsubishi



A13597

ALT, MITSU V3000
Manufacturer: Mitsubishi



A13615

ALT.MITSUBISHI PAJERO V6
Manufacturer: Mitsubishi



A13702

ALT HYUNDAI 1996-97 90A
Manufacturers: Mitsubishi,
Hyundai



A13787

ALTERNATOR MITSU 4 PIN
Manufacturer: Mitsubishi



A14268

ALT MITSU EF/IR GALANT
Manufacturer: Mitsubishi



A14430

ALTERNATOR 12V MITSU L300
Manufacturer: Mitsubishi

MITSUBISHI




A14432

ALT.CHRYSLER MITSU PICKUP 2.6L
Manufacturer: Mitsubishi



A14436

ALT.MITSU IF/IR MITSUBISHI 1987-94
Manufacturers: Mitsubishi, Hyundai



A14438

ALT. MITSU STARION/MITSU UTE L300
Manufacturer: Mitsubishi




A14690

ALT 12V VAC SUIT MITSU DIESEL
Manufacturer: Mitsubishi



A14692

ALT 12V VAC MIT.DIESEL EX FAN
Manufacturer: Mitsubishi



A14706

ALT.MITSU IF/IR R&L 4R18 EX FAN
Manufacturer: Mitsubishi




A14950

ALT, HYUNDAI, MITSU
Manufacturers: Mitsubishi, Hyundai



A2187

ALTERNATOR 24V 30A MIT 6D10/22
Manufacturer: Mitsubishi



A2188


ALT 24V40AMP MITSU D/PULLEY
Manufacturer: Mitsubishi

MITSUBISHI



A2188-60

ALT 24V 60AMP MITSU
D/PULLEY MD
Manufacturer: Mitsubishi



A2188BL

ALTERNATOR 24V BRUSHLESS
6CYL MITSU
Manufacturer: Mitsubishi




A2188BV

ALT, MITSU 24V LGE VAC D/P
Manufacturer: Mitsubishi



A2189

ALTERNATOR 24V40A INT
REG MIT
Manufacturer: Mitsubishi



A33676

ALT MITSU 12V VAC TRADER
Manufacturer: Mitsubishi



A3T1191

ALT, 47MM LEG, ODD MITSU
Manufacturer: Mitsubishi



A3TA1491

ALT MITSU FTO 4 PIN REG
Manufacturer: Mitsubishi



A3TA1591

ALTERNATOR MITSU FTO 2 PIN
Manufacturer: Mitsubishi



A3TA2291

ALT MIT 12V 120A 4 PIN 6GA
Manufacturer: Mitsubishi

MITSUBISHI



A3TA7291

ALTERNATOR 12V 125A
MITSU 4 PIN
Manufacturer: Mitsubishi



A40456

ALTERNATOR 24V40AMP
MITSU I/F L&R
Manufacturer: Mitsubishi



A40486

ALT, 24V 40A MITSU I/F I/R,
L&R ONLY
Manufacturer: Mitsubishi



A40486V

ALTERNATOR 24V MED
PUMP 6D14-17 L&R
Manufacturer: Mitsubishi



A4243

ALTERNATOR MITSU VAC
75A 17MM PIPE
Manufacturer: Mitsubishi



A4244

ALT, MITSU..HYUNDAI VAC.
Manufacturers: Mitsubishi,
Hyundai



A4245

ALTERNATOR 12V 75A
IR/IF 4D56
Manufacturer: Mitsubishi



A4246

ALT MITSU IR/IF 12V 75A VAC
12MM SNG PUL
Manufacturer: Mitsubishi



A4247

ALT MITSU 12V 75A 30CC VP
Manufacturers: Mitsubishi,
Hyundai

MITSUBISHI



A4248
 ALTERNATOR MIT VAC
 105A 4D68
 Manufacturer: Mitsubishi



A4249
 ALTERNATOR MITSU 75A VAC
 Manufacturer: Mitsubishi



A5186
 ALTERNATOR SUIT MITSU
 24V 70A
 Manufacturer: Mitsubishi



A630
 ALTERNATOR 12V 50A
 CANTER VAC
 Manufacturer: Mitsubishi



A70183
 ALTERNATOR 24V MITSU
 CANTER VAC
 Manufacturer: Mitsubishi



A83183
 ALT.MIT 12V I/R I/F
 VAC PMP 4D56
 Manufacturer: Mitsubishi



BXM-123
 STARTER BOSCH MITSU MAGMA
 Manufacturer: Mitsubishi



BXM1233
 ALT BOSCH 12V 85A MITSU
 MAGNA
 Manufacturers: Mitsubishi,
 Bosch





BXM133
 STARTER BOSCH SUIT AUSSIE
 MITSUBISHI MAGNA
 Manufacturers: Mitsubishi,
 Bosch

MITSUBISHI

BXM1348		Sub: MITSUBISHI MAGNA	
12v 108a 1/R		Engine: V6 3L	
			
Dimensions			
Adj Hole Diameter	Flange Hole Diameter	Adj to Flange	Leg/Tooth Length
6	10	170	55
Pulley Diameter		Number of Grooves	
60		6	

BXM1348
 ALT 12V 108A MITSU
 MAGNA V6 3.0L
 Manufacturer: Mitsubishi

MOT60481		Sub: MITSUBISHI	
12v 1.2kw PMGR		Engine: INDUSTRIAL	
			
Dimensions (mm) Note: Both Mt. Holes Threaded Teeth: 14			
Pinion Offset	Mt. Holes Ctr. to Ctr.	Spigot Diameter	Pinion Diameter
yes	105	77	42
Pinion At Rest		Pinion At Rest	
16		16	

MOT60481
 STARTER 12V MITSU IND 14TH
 Manufacturer: Mitsubishi

M2T62871		Sub: MITSUBISHI	
12v 2.2kw		Engine:	
			
Dimensions (mm) Teeth: 11			
Pinion Offset	Mt. Holes Ctr. to Ctr.	Spigot Diameter	Pinion Diameter
no	115/142/90	68	35
Pinion At Rest		Pinion At Rest	
41		41	

M2T62871
 STR MIT 12V CCW 2.2KW
 Manufacturer: Mitsubishi

M9T60271		Sub: MITSUBISHI INDUSTRIAL	
24v 5.5kw PLGR		Engine: 6D40	
			
Dimensions (mm) Teeth: 11			
Pinion Offset	Mt. Holes Ctr. to Ctr.	Spigot Diameter	Pinion Diameter
no	134	100	48
Pinion At Rest		Pinion At Rest	
70		70	

M9T60271
 STARTER MITSU SUIT 6D40
 Manufacturers: Fuso,
 Mitsubishi

M9T60971		Sub: MITSUBISHI	
24V 5.5KW PLGR		Engine: 6M70	
			
Dimensions (mm) Teeth: 11			
Pinion Offset	Mt. Holes Ctr. to Ctr.	Spigot Diameter	Pinion Diameter
no	136	90	48
Pinion At Rest		Pinion At Rest	
58		58	

M9T60971
 STR, MITSU 6M70 5.5 KW
 PLANETRY OE
 Manufacturer: Mitsubishi

M9T81771		Sub: MITSUBISHI	
24v 7kw		Engine: 6D24, 6M70, 8DC11, 8M21	
			
Dimensions (mm) Teeth: 11			
Pinion Offset	Mt. Holes Ctr. to Ctr.	Spigot Diameter	Pinion Diameter
no	134	88	48
Pinion At Rest		Pinion At Rest	
58		58	

M9T81771
 Starter 24v Fuso 6D24/
 6M70 PLANETRY
 Manufacturer: Mitsubishi

S16500		Sub: MITSUBISHI	
12v 9.0a D/D		Engine: 4G52	
			
Dimensions (mm) Teeth: 9			
Pinion Offset	Mt. Holes Ctr. to Ctr.	Spigot Diameter	Pinion Diameter
no	105	77	29
Pinion At Rest		Pinion At Rest	
17		17	

S16500
 STR CHRYSLER 1600 2000
 W/AT 1971
 Manufacturer: Mitsubishi

S16793		Sub: MITSUBISHI FORKLIFT	
12v 0.9kw D/D		Engine: 4G53	
			
Dimensions (mm) Teeth: 8			
Pinion Offset	Mt. Holes Ctr. to Ctr.	Spigot Diameter	Pinion Diameter
no	105	77	29
Pinion At Rest		Pinion At Rest	
25.5		25.5	

S16793
 STARTER CLARK FORKLIFT
 Manufacturers: Forklift,
 Mitsubishi

S16853		Sub: MITSUBISHI DELICA, L300, PALERO	
12v 2.0kw G/R		Engine: 4D55, 4D56, 4D55-T, 4D56-T	
			
Dimensions (mm) Note: Both Mt. Holes Threaded Teeth: 10			
Pinion Offset	Mt. Holes Ctr. to Ctr.	Spigot Diameter	Pinion Diameter
yes	105	77	40
Pinion At Rest		Pinion At Rest	
3		3	

S16853
 STR.MITSU 4D55/56 DIESELG/R
 Manufacturer: Mitsubishi

MITSUBISHI



S16854

STARTER MIT DIESEL 2.2KW
4D55/56

Manufacturer: Mitsubishi



S16939

STARTER, HYUNDAI, MITSU
PMGR

Manufacturers: Mitsubishi,
Forklift, Hyundai



S16940

STR. MITSU 85-95
COMMON - 8TH

Manufacturers: Mitsubishi,
Hyundai



S17081

STARTER 12V 11TH MITSU
G/R WET

Manufacturers: Mitsubishi,
Forklift



S17096

STARTER 12V MITSUBISHI
INDUSTRIAL

Manufacturers: Forklift,
Mitsubishi



S17097

SUIT KOMATSU FORKLIFT

Manufacturers: Forklift,
Komatsu, Mitsubishi



S17131

STR. MITSU 1990-95 3.0L V6

Manufacturer: Mitsubishi



S17141

STARTER MITSUBISHI 15TH
TRACTOR

Manufacturer: Mitsubishi



S17177

STARTER MITSU FORKLIFT
10TH PMGR

Manufacturers: Doosan,
Mitsubishi, Forklift

MITSUBISHI



S17217

STR.MITSU 2.0L 2.4L 1991-99
8TH PMGR
Manufacturers: Mitsubishi,
Hyundai



S17244

STARTER MITSU G/R FORD/
MIT 3CYL
Manufacturers: Ford,
Mitsubishi



S17288

STR.MITSU / HYUNDAI
Manufacturers: Mitsubishi,
Hyundai



S17566

STR.MITSU V6 3.0L C/W SHIELD
Manufacturer: Mitsubishi



S17732

STARTER 12V SUIT MITSU 95-03
Manufacturer: Mitsubishi



S17772

STARTER MIT PMGR MIRAGE
98-2002
Manufacturer: Mitsubishi



S17795

STARTER 12V MITSU PMGR
V6 98-00
Manufacturer: Mitsubishi



S17796

STR,PMGR, MITSU, PAJERO
2.4L,PETROL
Manufacturer: Mitsubishi



S18164P

STR 24V MITSU 3 HOLE 5.5
PLANETRY
Manufacturers: Forklift,
Kobelco, Mitsubishi, Caterpillar

MITSUBISHI

S18246		CW		Suits: CATERPILLAR	
24v 5kw				Engine: MITSUBISHI S6E, S6S	
PLGR					
					
Dimensions (mm)				Teeth: 10	
Pinion Offset: no	Mt. Holes Cnt. to Cnt. 115/105/105	Spigot Diameter: 62	Pinion Diameter: 39	Pinion At Rest: 22	

S18246
 STARTER 24V 10TH
 CATAPILLAR WET
 Manufacturers: Forklift,
 Mitsubishi, Caterpillar

S18539		CW		Suits: KOBELCO, MITSUBI	
24v 4.2kw				Engine: 4D33, 4D34, 6D31, 6D34	
					
Dimensions (mm)				Teeth: 11	
Pinion Offset: no	Mt. Holes Cnt. to Cnt. 144	Spigot Diameter: 100	Pinion Diameter: 40	Pinion At Rest: 22	

S18539
 STARTER MITSU 24V PLTRY
 6D34- KOBELCO
 Manufacturers: Kobelco,
 Mitsubishi

S18963		CW		Suits: MITSUBISHI/FUSO	
24v 5.5kw				Engine: 6D22	
PLGR					
					
Dimensions (mm)				Teeth: 11	
Pinion Offset: yes	Mt. Holes Cnt. to Cnt. 133/140/109	Spigot Diameter: 100	Pinion Diameter: 47	Pinion At Rest: 60	

S18963
 STARTER 6D22 24V 5.5KW
 PLANETRY TYPE
 Manufacturers: Fuso,
 Mitsubishi

S18971		CW		Suits: MITSUBISHI FUSO CANTER	
12V 3.6kw				Engine: 4D33 4D34	
PLGR					
					
Dimensions (mm)				Teeth: 9	
Pinion Offset: yes	Mt. Holes Cnt. to Cnt. 145	Spigot Diameter: 60	Pinion Diameter: 35	Pinion At Rest: 18	

S18971
 STR 12V 3.6KW CANTER
 PLGR...
 Manufacturers: Mitsubishi,
 Fuso

S19037		CW		Suits: MITSUBISHI LANCER OUTLANDER	
12v 1.4kw				Engine: 2L, 2.4L	
					
Dimensions (mm)				Teeth: 8	
Pinion Offset: yes	Mt. Holes Cnt. to Cnt. 94	Spigot Diameter: 70	Pinion Diameter: 26	Pinion At Rest: 24	

S19037
 STARTER MITSU PMGR
 1.4KW 12V CW
 Manufacturer: Mitsubishi

S19719		CW		Suits: MITSUBISHI	
12V 2.8KW				Engine: S4S, S6S	
					
Dimensions (mm)				Teeth: 10	
Pinion Offset: NO	Mt. Holes Cnt. to Cnt. 114	Spigot Diameter: 82	Pinion Diameter: 38	Pinion At Rest: 24	

S19719
 STARTER S4S/ S6S 12V 2.8KW
 10TH G/R
 Manufacturers: Mitsubishi,
 Forklift

S2059		CW		Suits: MITSUBISHI	
24v 5.5kw				Engine: 6D10, 6D16, 6D17	
G/R					
					
Dimensions (mm)				Teeth: 11	
Pinion Offset: no	Mt. Holes Cnt. to Cnt. 153	Spigot Diameter: 110	Pinion Diameter: 41	Pinion At Rest: 60	

S2059
 STR 24V SUIT MITSU 6D10/16
 Manufacturer: Mitsubishi

S2062M		CW		Suits: MITSUBISHI, FUSO	
24v 5.5kw				Engine: 6D22, 6D20, 6D22-T	
					
Dimensions (mm)				Teeth: 13	
Pinion Offset: no	Mt. Holes Cnt. to Cnt. 147x106x134	Spigot Diameter: 100	Pinion Diameter: 54	Pinion At Rest: 70	

S2062M
 STARTER SUIT 6D22 G/R MD
 Manufacturers: Fuso,
 Mitsubishi

S2062U		CW		Suits: MITSUBISHI FUSO	
24v 6.0kw				Engine: 6D22 6D20 6D22-T	
G/R					
					
Dimensions (mm)				Teeth: 13	
Pinion Offset: no	Mt. Holes Cnt. to Cnt. 148 x 109 x 134	Spigot Diameter: 100	Pinion Diameter: 56	Pinion At Rest: 70	

S2062U
 STARTER NDENSO 24V
 SUIT 6D22
 Manufacturers: Fuso,
 Mitsubishi, Kobelco

MITSUBISHI



S32354
 STR MITSU 12V PMGR
 Manufacturer: Mitsubishi



S32607
 MITSU STR 8TH OFFSET
 Manufacturer: Mitsubishi



S32694
 STR 12V PMGR MITSU 1THRD
 1PLN 8TH
 Manufacturer: Mitsubishi



S5071U
 STR, 24V 5.5KW NDGR
 MITSU V8
 Manufacturers: Fuso,
 Mitsubishi



S5072
 STARTER MITSU 7KW PLGR
 8DC93-10
 Manufacturer: Mitsubishi




S5074
 STARTER MITSUBISHI 6D40
 24V 6KW
 Manufacturer: Mitsubishi



S6034
 STARTER 12V G/R S4S 4DQ 2KW
 Manufacturers: Forklift,
 Mitsubishi



S6034HD
 STARTER MITSU S4S 12V PLGR
 TYPE H/D
 Manufacturers: Mitsubishi,
 Forklift



S6036
 STARTER MITSU 12V 9T
 Manufacturer: Mitsubishi

MITSUBISHI



S6040
STARTER 12V MITSU SUIT
4M40 4M41
Manufacturer: Mitsubishi



S6133
STARTER 24V G/R M2T64271
Manufacturer: Mitsubishi



S6134
STARTER 12V MITSU G/R
11TH REP P/E
Manufacturer: Mitsubishi



S6137
STARTER 24V MITSUBISHI
PLGR CANTER 4D33
Manufacturer: Mitsubishi



S6138
STARTER 24V 3.2 G/R CANTER
Manufacturers: Fuso,
Mitsubishi



S6144
STARTER 24V G/R SUIT MIT
Manufacturers: Forklift,
Mitsubishi



S6145
STARTER 24V G/R 6D31
Manufacturer: Mitsubishi



S6182
STARTER 24V 5.0KW S6E 4DQ
Manufacturers: Forklift,
Mitsubishi, Caterpillar



S7040
STARTER MITSU
4D56,4D68,LATE DIESEL
Manufacturer: Mitsubishi

MITSUBISHI



S7107

STARTER MITSU 24V PLANETRY 6D17

Manufacturer: Mitsubishi



S9004

STR 24V 11TH SUIT MITSU 6D31 H.D

Manufacturer: Mitsubishi



S9097

STR 24V ND G/R 4.5KW SUIT KATO

Manufacturer: Mitsubishi

NISSAN



A11341

ALT MAXIMA/MURANO LATE

Manufacturer: Nissan



A11343

ALT, TIIDA, NISSAN SENTRA 07-08 110A with c/p

Manufacturer: Nissan



A12136

ALTERNATOR NISSAN FORK 12V 40A

Manufacturers: Nissan, Forklift

NISSAN

A12153
 12v 50AMP

Suits: NISSAN LIFT TRUCKS
 Engine: H15, H20, H25

Dimensions (mm)					
Alt. Hole Diameter	Post Hole Diameter	Alt. to Post	Leg Post Length	Pulley Diameter	Number of Grooves
M8	8	156	80	69	1-v

Note: -

A12153
 Alternator 12v 50a suit TCM
 Manufacturer: Nissan

A12324
 24v
 35a I/R

Suits: NISSAN
 Engine: INDUSTRIAL

Dimensions (mm)					
Alt. Hole Diameter	Post Hole Diameter	Alt. to Post	Leg Post Length	Pulley Diameter	Number of Grooves
8	10	175	80	84	2-V

A12324
 ALT NISSAN 24v.. W/L AND
 IGN REG
 Manufacturers: Hitachi, Nissan

A13250
 12v 70a
 I/R

Suits: NISSAN PULSAR,
 SENTRA 1989-90
 Engine: GA16, GA18

Dimensions (mm)					
Alt. Hole Diameter	Post Hole Diameter	Alt. to Post	Leg Post Length	Pulley Diameter	Number of Grooves
6	10	175	81.5	64	4

A13250
 ALT.NISSAN ...NOW a13334 +
 W145-38 ADAPT.
 Manufacturer: Nissan

A13261
 12v
 85a

Suits: NISSAN INFINITI
 Engine: Q45 - 4.5L

Dimensions (mm)					
Alt. Hole Diameter	Post Hole Diameter	Alt. to Post	Leg Post Length	Pulley Diameter	Number of Grooves
8	10	158	95	59	6

A13261
 ALT.INFINITI Q45 4.5L
 Manufacturer: Nissan

A13273
 12v 80a
 I/R

Suits: NISSAN CEDRIC, CEPHO,
 MAXIMA, SKYLINE, SX
 Engine: 240SX, RB20DET

Dimensions (mm)					
Alt. Hole Diameter	Post Hole Diameter	Alt. to Post	Leg Post Length	Pulley Diameter	Number of Grooves
6	10	174	81	74	4

A13273
 ALT.NISSAN 240SX 1991-94
 Manufacturer: Nissan

A13285
 12v
 70a

Suits: NISSAN PATHFINDER
 PICKUP 1990
 Engine: D21

Dimensions (mm)					
Alt. Hole Diameter	Post Hole Diameter	Alt. to Post	Leg Post Length	Pulley Diameter	Number of Grooves
6	8	174	82	78	1-V

A13285
 ALT.NISSAN PATHFINDER
 PICKUP1990
 Manufacturer: Nissan

A13324
 12v
 70a I/R

Suits: NISSAN 300ZX, FAIRLADY,
 GLORIA, MAXIMA, TERRANO
 Engine: VG30DE

Dimensions (mm)					
Alt. Hole Diameter	Post Hole Diameter	Alt. to Post	Leg Post Length	Pulley Diameter	Number of Grooves
6	10	167	80	64	4

A13324
 ALT.NISSAN 300ZX 1990-93
 WO/TURBO
 Manufacturer: Nissan

A13329
 12v 80a
 I/R

Suits: NISSAN GAZELLE, PRIMERA
 PULSAR, SENTRA, SUNNY, SILVERA
 Engine: SR18, SR20

Dimensions (mm)					
Alt. Hole Diameter	Post Hole Diameter	Alt. to Post	Leg Post Length	Pulley Diameter	Number of Grooves
6	10	165	80	71	6

A13329
 ALTERNATOR SR20 NISSAN
 1991-98
 Manufacturer: Nissan

A13334
 12v
 70a I/R

Suits: NISSAN EXA, NX,
 PULSAR, SENTRA
 Engine: GA16DE

Dimensions (mm)					
Alt. Hole Diameter	Post Hole Diameter	Alt. to Post	Leg Post Length	Pulley Diameter	Number of Grooves
6	10	167	80	64	4

A13334
 ALT.NISSAN NX SENTRA
 1991-94
 Manufacturer: Nissan

NISSAN



A13474
 ALT.NISSAN ALTIMA 2.4L
 1992-94
 Manufacturer: Nissan




A13477
 ALT.NISSAN MAXIMA 12V
 95AMP
 Manufacturer: Nissan



A13533
 NOW USE A13285
 Manufacturer: Nissan



A13637
 ALT.NISSAN SENTRA &
 200SX 1.6L GA15
 Manufacturer: Nissan




A13637CP
 ALT.NISSAN ZD30...inc O.R.C.
 Manufacturer: Nissan



A13638
 ALT.HIT 90A PATHFINDER
 Manufacturer: Nissan



A13639
 ALT.NISSAN MAXIMA, CEFIRO.
 A32.A33
 Manufacturer: Nissan



A13641
 ALT.NISSAN 240SX 1995-97
 Manufacturer: Nissan



A13705
 ALT, 12v 110A NISSAN,
 PATHFINDER ETC L,S.
 Manufacturer: Nissan

NISSAN



A13705D
ALTERNATOR NISSAN
PATHFINDER 110A DOUBLE
PULLEY
Manufacturer: Nissan



A13712
ALT 3 PIN SUIT MAXIMA LATE
Manufacturer: Nissan



A13760
ALTERNATOR NISSAN PRESAGE
KA24DE 100A
Manufacturer: Nissan



A13900
ALT, 12V 110A NISSAN,
VQ35DE
Manufacturer: Nissan



A14241
ALTERNATOR IF/IR NISSAN
CA18
Manufacturer: Nissan



A14242
ALT HITACHI IR/IF CA18
Manufacturer: Nissan



A14244
ALTERNATOR NISSAN IF/IR
Manufacturer: Nissan



A14255
ALTERNATOR NISSAN
EF/IR 60A L&S
Manufacturer: Nissan



A14661
ALT IR/IF SUIT NISSAN
MAXIMA VG30
Manufacturer: Nissan

NISSAN

A14663
 12v
 70a I/R

Suits: NISSAN RURIARA, SAFARI, PATHFINDER, TERRENO
 Engine: TD27, TD42

Dimensions (mm)
 Note: 50cc Vac Pump

Alt. Hole Diameter	Post Hole Diameter	Alt. to Post	Leg Post Length	Pulley Diameter	Number of Straws
6	10	173	80	84	2-V

A14663
 ALT HIT 70A VAC DBL PUL
 NISSAN TD27
 Manufacturer: Nissan

A14664
 24v
 35a I/R

Suits: NISSAN SAFARI, PATROL
 Engine: TD42

Dimensions (mm)
 Note: 50cc Vac Pump

Alt. Hole Diameter	Post Hole Diameter	Alt. to Post	Leg Post Length	Pulley Diameter	Number of Straws
6	10	173	80	84	2-V

A14664
 ALT, TD42 24V LG VAC D/P
 Manufacturer: Nissan

A1466470
 24v
 70a I/R

Suits: NISSAN SPECIAL (H OUTPUT)
 Engine: TD42

Dimensions (mm)
 Note: 50cc Vac Pump

Alt. Hole Diameter	Post Hole Diameter	Alt. to Post	Leg Post Length	Pulley Diameter	Number of Straws
6	10	178	80	83	2-V

A1466470
 ALTERNATOR 24V 70A
 SPECIAL TD42
 Manufacturer: Nissan

A14665
 12v
 80a I/R

Suits: NISSAN
 Engine: SD22, SD23, SD25, LD20

Dimensions (mm)
 Note: 50cc Vac Pump

Alt. Hole Diameter	Post Hole Diameter	Alt. to Post	Leg Post Length	Pulley Diameter	Number of Straws
6	10	175	80	78	2-V

A14665
 REPLACE WITH A14663
 IF ROOM
 Manufacturer: Nissan

A14666
 12v
 90a I/R

Suits: NISSAN PATHFINDER
 Engine: TD27, TD42

Dimensions (mm)
 Note: 50cc Vac Pump

Alt. Hole Diameter	Post Hole Diameter	Alt. to Post	Leg Post Length	Pulley Diameter	Number of Straws
6	10	173	80	84	2-V

A14666
 ALT 12V 90A 50CC PMP
 SUIT NISSAN
 Manufacturer: Nissan

A14719
 12v
 75a I/R

Suits: NISSAN SENTRA, PULSAR 1986-88
 Engine: -

Dimensions (mm)
 Note: 50cc Vac Pump

Alt. Hole Diameter	Post Hole Diameter	Alt. to Post	Leg Post Length	Pulley Diameter	Number of Straws
6	10	174	80	65	4

A14719
 ALT. NISSAN SENTRA
 PULSAR 1986-88
 Manufacturer: Nissan

A14753
 12v
 70a I/R

Suits: NISSAN LAUREL, SENTRA, PULSAR, LANGLEY
 Engine: RD28

Dimensions (mm)
 Note: Some alt. brackets maybe threaded

Alt. Hole Diameter	Post Hole Diameter	Alt. to Post	Leg Post Length	Pulley Diameter	Number of Straws
8	10	174	80	74	1-V

A14753
 ALT 70A, SUIT RD28/CD17..
 NISSAN
 Manufacturer: Nissan

A14754
 12v
 70a I/R

Suits: NISSAN VARETTE
 Engine: LD20

Dimensions (mm)
 Note: 50cc Vac Pump

Alt. Hole Diameter	Post Hole Diameter	Alt. to Post	Leg Post Length	Pulley Diameter	Number of Straws
6	10	176	80	94	1-V

A14754
 ALT 12V 70A LD20 LGE
 SP & PMP
 Manufacturer: Nissan

A14755
 12v
 90a I/R

Suits: NISSAN CERENA
 Engine: CD20T

Dimensions (mm)
 Note: 50cc Vac Pump

Alt. Hole Diameter	Post Hole Diameter	Alt. to Post	Leg Post Length	Pulley Diameter	Number of Straws
6.5	10	158	82	83	1-V

A14755
 ALT 90A LGE PMP
 CD20T LR190-
 Manufacturer: Nissan

NISSAN



A14979

ALT.NISSAN 70A RB20 1987-88
Manufacturer: Nissan



A17417

ALTERNATOR CD20 SML
PMP S/PLY
Manufacturer: Nissan




A17418

ALTERNATOR CD20 SM PUMP
SNG PULLEY
Manufacturer: Nissan



A23156

ALT, NISSAN MICRA / CUBE
12V 70A
Manufacturer: Nissan



A23215

ALT, 12V NISSAN C/W ORC
Manufacturer: Nissan



A23917

ALT, NISSAN YD25
2005- LSC INC ORC
Manufacturer: Nissan



A23918

ALT NISSAN NAVARA
2005- 150A SPECIAL
Manufacturer: Nissan



A24075

ALT,NISSAN 12V 140A TIIDA
C/W SOLID PULLEY
Manufacturer: Nissan



A2TG0091

ALT 12V 90A SUIT QG15,
QG18 NISSAN
Manufacturer: Nissan

NISSAN



A3066
ALTERNATOR 12V NISSAN
SR20DE
Manufacturer: Nissan



A4025
ALT 24V35A LRG VAC BUS P.S.
Manufacturers: Nissan, Hino



A5070
ALT 24V 55AMP IC NISSAN
TRUCK FE6
Manufacturers: Nissan, Hino




A5075
ALT, SAWAFUJI 24V 50AMP
NISSAN
Manufacturer: Nissan



A5075M
ALT, SAWAFUJI 24V 50AMP
NISSAN M/PULLEY
Manufacturer: Nissan



A81713
ALT, X TRAIL & PRIMERA
110A QR20, P12 (INC. ORC)
Manufacturer: Nissan



A960
ALT, 24V NISSAN TRUCK
3 PIN TRIANGLE
Manufacturer: Nissan



A967
ALTERNATOR SUIT NISSAN
24V 40A
Manufacturer: Nissan



AA0046
ALT MITSU 12V SUIT NISSAN
MARCH
Manufacturer: Nissan

NISSAN



AL-1611
ALTERNATOR NISSAN INT FAN
Manufacturer: Nissan



LR170-718
NISSAN RB 20 MITSU VERSION
A5T41094B
Manufacturer: Nissan



LR180-712
ALT NISSAN 12V 80A
Manufacturer: Nissan



LR190-760
ALT 12V SUIT NISSAN MARCH
Manufacturer: Nissan



LR270-03B
ALTERNATOR 24V 70A
LARGE PUMP
Manufacturers: Hitachi, Nissan



LR270-06
ALTERNATOR 24V 70A
Manufacturer: Nissan



LT225-23
ALTERNATOR HITACHI 24V
25A 3V PULLEY
Manufacturer: Nissan



MOT31971
STR SUIT NISSAN CUBE
Manufacturer: Nissan



MOT71786
STARTER 12V NISSAN
VERY RARE PMGR
Manufacturer: Nissan

NISSAN



S114-751

NISSAN VH41DE 8TH PMGR
Manufacturer: Nissan



S114-847

STARTER 12V PMGR NISSAN
VQ25DD, VQ30DD
Manufacturer: Nissan



S1360

STARTER NIKKO G/R 24V
NISSAN ENGINE OE
Manufacturer: Nissan



S14762

STARTER SR20 SERENA
(NO NOSE)
Manufacturer: Nissan



S14763

STARTER NISSAN SR20...HAS
NOSE CONE
Manufacturer: Nissan



S16207GR

STARTER SUIT NISSAN
9TH G/R
Manufacturers: Forklift,
Nissan



S16209

STARTER NISSAN Z20 9TH
Manufacturer: Nissan



S16210

STR 1.2KW PMGR NISSAN
9TH NO THREAD
Manufacturers: Nissan, Forklift



S16211

STR.NISSAN 210SERIES
1971-82 8TH A12
Manufacturers: Nissan, Forklift

NISSAN



S16660

STR HIT G/R 12V 9TH 35MM
TB42 NISSAN
Manufacturer: Nissan



S16732

STR NISSAN SENTRA W/AT
1986-88
Manufacturer: Nissan



S16733

STR.NISSAN LD28 HITACHI G/R
Manufacturer: Nissan



S16774

STARTER NISSAN CA18-20
Manufacturer: Nissan



S16775

STR.CCW NISSAN SENTRA &
PULSAR
Manufacturer: Nissan



S16794

STARTER NISSAN H20,
H15 8TH
Manufacturers: Nissan,
Forklift



S16798

STARTER YALE FORKLIFT
8TH D/D
Manufacturers: Forklift, Yale,
Nissan



S16805

STR SUIT NISSAN Z18-20
8TH P/E
Manufacturer: Nissan



S16806

STR.NISSAN MAXIMA
W/MT 1985-88
Manufacturer: Nissan

NISSAN



S16809

STR 12V HIT, 9TH NISSAN CD17/CD20
Manufacturer: Nissan



S16810

STR,NISSAN G/R SUIT CD17/CD20
Manufacturer: Nissan



S16816

STR.CCW 8TH PULSAR SENTRA M/T
Manufacturer: Nissan



S16817

STR.12V 1.4KW NISSAN PATHFINDER 1988-89 VG30
Manufacturer: Nissan



S16900

STR.NISSAN PULSAR 1.8L 1988-90
Manufacturer: Nissan



S16919

STR, NISS, P12, 2002- PMGR QR20DD
Manufacturer: Nissan



S16982

STR.NISSAN CA18 85-88
Manufacturer: Nissan



S16991

STR.NISSAN PULSAR WITH TURBO
Manufacturer: Nissan



S16998

STR.NISSAN OFFSET BOLT HOLES
Manufacturer: Nissan

NISSAN

S17069		CW	Suits: NISSAN TERRANO, MAXIMA, LEOPARD
12v 1.4kw			Engine: VG20E, VG30DE
G/R			
			
Dimensions (mm)		Teeth: 21	
Price Offset	MT Holes	Target Diameter	Price At Rest
nb	Oct. to Oct. 105	0	60
			0

S17069

STR.INFINITI M30 3.0L
1990-98
MANUFACTURER: NISSAN

S17104		CW	Suits: NISSAN 300ZX 1987-89
12v 1.4kw			Engine: 3.0L
G/R			
			
Dimensions (mm)		Teeth: 9	
Price Offset	MT Holes	Target Diameter	Price At Rest
nb	Oct. to Oct. 110	62	29
			14

S17104

STR.NISSAN 300ZX 3.
0L1987-89
Manufacturer: Nissan

S17145		CW	Suits: NISSAN MAXIMA 3.0L 1989-94
12v 1.4kw			Engine: VG30E
G/R			
			
Dimensions (mm)		Teeth: 21	
Price Offset	MT Holes	Target Diameter	Price At Rest
nb	Oct. to Oct. 111	n/a	57
			n/a

S17145

STR. 12V 1.4KW 21TH NIS VG
3L 1989-94
Manufacturer: Nissan

S17146		CW	Suits: NISSAN PULSAR, SENTRA
12v 1.2kw			Engine: GA10S, GA10DE, GA16DE
PMGR			
			
Dimensions (mm)		Teeth: 8	
Price Offset	MT Holes	Target Diameter	Price At Rest
nb	Oct. to Oct. 106.5	70	20
			12.5

S17146

STR.NISSAN PULSAR, SENTRA
Manufacturer: Nissan

S17161		CW	Suits: NISSAN 240SX
12v 1.4kw			Engine: KA24E
PMGR			
			
Dimensions (mm)		Teeth: 8	
Price Offset	MT Holes	Target Diameter	Price At Rest
nb	Oct. to Oct. 105	70	20
			27

S17161

STR.NISSAN 240SX 2.4L
1989-95
Manufacturer: Nissan

S17180		CW	Suits: NISSAN INFINITI 1990-94
12v 1.7kw			Engine: 4.5L
PMGR			
			
Dimensions (mm)		Teeth: 8	
Price Offset	MT Holes	Target Diameter	Price At Rest
n/a	Oct. to Oct. 116	70	27
			42

S17180

STR.INFINITI Q45 4.5L 1990-94
Manufacturer: Nissan

S17196		CW	Suits: NISSAN D21 PICKUP 1990-95
12v 1.2kw			Engine: 3.0L
PMGR			
			
Dimensions (mm)		Teeth: 9	
Price Offset	MT Holes	Target Diameter	Price At Rest
nb	Oct. to Oct. 110	62	20
			13

S17196

STR.12V 1.4KW NISSAN PIKUP
D21 3L1990-95 VG30
Manufacturer: Nissan

S17246		CW	Suits: NISSAN (Noseless, Both Mt. Holes Threaded)
12v 1.2kw			Engine: SR18DE, SR20DE
PMGR			
			
Dimensions (mm)		Teeth: 9	
Price Offset	MT Holes	Target Diameter	Price At Rest
nb	Oct. to Oct. 106	63	29
			45

S17246

STARTER SR18/20 NOSELESS
Manufacturer: Nissan

S17425		CW	Suits: NISSAN BLUEBIRD, NAVARA, VANETTE
12v 1.2kw			Engine: Z20
PMGR			
			
Dimensions (mm)		Teeth: 9	
Price Offset	MT Holes	Target Diameter	Price At Rest
nb	Oct. to Oct. 110	62	29
			7

S17425

STR.NISSAN 2.4L Z PLANETRY
Manufacturers: Nissan, Forklift

NISSAN



S17478

STR.NISSAN ALTIMA 1993-95
MANUFACTURER: NISSAN



S17479

STR.NISSAN MAXIMA 3.0L
1993-95
Manufacturer: Nissan



S17683

STR-PATHFINDER V6 95-2000
VG33
Manufacturer: Nissan



S17685

STARTER NISSAN 2.4L PICKUP
AUTO TRANS
Manufacturer: Nissan



S17688

STARTER SENTRA 8TH CCW
Manufacturer: Nissan



S17695

STR MAXIMA VQ 1995
PMGR 8TH
Manufacturer: Nissan



S17713

STARTER LATE MAXIMA VQ
PMGR 10TH
Manufacturer: Nissan



S17745

STR NISSAN SR18/SR20D
Manufacturer: Nissan



S17745H

STR NISSAN SR20 HIT. TYPE
4WD
Manufacturer: Nissan

NISSAN



S17745P

STARTER S17745 WITH 1 PLAIN MOUNT HOLE
Manufacturer: Nissan



S17779

STARTER MAXIMA VQ PMGR 2000 11TH
Manufacturer: Nissan



S17833

STR NISSAN 13TH CCW SENTRA/ XTRAIL 03-05
Manufacturer: Nissan



S17834

STR NISSAN 3.5L FRONTIER/ PATHFINDER
Manufacturer: Nissan



S17835

STR NISSAN 13TH CCW 2.5L 03-06 QR20,QR25
Manufacturer: Nissan



S17863

STR Nissan Murano/ Maxima,CCW
Manufacturer: Nissan



S17982

STARTER 12V NISSAN CUBE/ TIIDA
Manufacturer: Nissan



S18058

STR 24V NISSAN TD42 11TH.
Manufacturer: Nissan



S18058D

STARTER NISSAN TD42 (DELCO TYPE)
Manufacturer: Nissan

NISSAN



S18059
STR HITACHI 24V FE/FD6
NISSAN
MANUFACTURER: NISSAN



S18059M
STARTER MITSU FD/FE6 NISSAN
24V also S9077
Manufacturer: Nissan



S18059S
USE HITACHI S18059 OR
ND S9077
Manufacturer: Nissan



S18061
STARTER HITACHI 2KW
G/R SD25
Manufacturer: Nissan



S18088
STARTER SAWAFUJI ND-NF
NISSAN TRUCK
Manufacturer: Nissan



S18095
REPLACE WITH S16794
Manufacturer: Nissan



S18502
STR RENAULT/PEUGEOT/
CITREON
Manufacturers: Renault,
Citroen, Nissan



S18973
STR 12V SUIT NISSAN F/LIFT
Manufacturers: Nissan, Forklift



S19092
STARTER NISSAN VERSA/TIIDA
1.6L 2009
Manufacturer: Nissan

NISSAN

S21098 CW Sub: NISSAN UD		Engine: PD6, PD6T, PEG		
24v 5.5kw G/R				
				
CORE EXCHANGE				
Dimensions (mm) Teeth: 11				
Pinion Offset: No	St. Holes Cut to Cut: 132/115/113	Target Diameter: 105	Pinion Diameter: 40	Pinion At Rest: 39

S21098
 STARTER 24V PD6 NISSAN
 ALSO S9066
 Manufacturer: Nissan

S24-05A CW Sub: NISSAN		Engine: TD27, TD23		
24v 3.0kw G/R				
				
Dimensions (mm) Teeth: 9				
Pinion Offset: Yes	St. Holes Cut to Cut: 119	Target Diameter: 95	Pinion Diameter: 36	Pinion At Rest: 9

S24-05A
 NISSAN TD27 24V
 Manufacturer: Nissan

S32182 CW Sub: NISSAN LAUREL		Engine: RD28		
12v 2.0kw G/R				
				
CORE EXCHANGE				
Dimensions (mm) Teeth: 9				
Pinion Offset: No	St. Holes Cut to Cut: 110	Target Diameter: 62	Pinion Diameter: 35	Pinion At Rest: 8

S32182
 STR G/R NISSAN LAUREL RD28
 Manufacturer: Nissan

S32584 CCW Sub: NISSAN		Engine: CD20T		
12v 2.0kw G/R				
				
CORE EXCHANGE				
Dimensions (mm) Note: Big Nose Teeth: 11				
Pinion Offset: No	St. Holes Cut to Cut: 109/90/123	Target Diameter: 62	Pinion Diameter: 42	Pinion At Rest: 67

S32584
 STARTER SUIT CD20T CCW
 G/R BIG NOSE
 Manufacturer: Nissan

S32715 CW Sub: NISSAN 02-03		Engine: YD25		
12v 2.0kw G/R				
				
CORE EXCHANGE				
Dimensions (mm) Teeth: 12				
Pinion Offset: Yes	St. Holes Cut to Cut: 107	Target Diameter: 68	Pinion Diameter: 47	Pinion At Rest: 31

S32715
 STARTER G/R NISSAN YD25
 02-03
 Manufacturer: Nissan

S33079 CW Sub: NISSAN MARCH, MICRA		Engine: 1.0 - 1.3L		
12v 1.2kw PMGR				
				
Dimensions (mm) Teeth: 8				
Pinion Offset: No	St. Holes Cut to Cut: 105	Target Diameter: 72	Pinion Diameter: 28	Pinion At Rest: 10

S33079
 STARTER NISSAN MARCH/
 MICRA
 Manufacturer: Nissan

S33080 CW Sub: NISSAN MICRA		Engine: 1.3L, 1.3L, 1.4L		
12v 0.7kw D/D				
				
Dimensions (mm) Teeth: 8				
Pinion Offset: No	St. Holes Cut to Cut: 107	Target Diameter: 70	Pinion Diameter: 27	Pinion At Rest: 11

S33080
 STR NISSAN MICRA/MARCH
 2004 -
 Manufacturer: Nissan

S33307 CW Sub: NISSAN FRONTIER, NAWARA		Engine: 2.5L DSL		
12v PMGR				
				
Dimensions (mm) Teeth: 11				
Pinion Offset: Yes	St. Holes Cut to Cut: 107	Target Diameter: 70	Pinion Diameter: 45	Pinion At Rest: 31

S33307
 STARTER YD25 2006 ON
 PLANETRY
 Manufacturer: Nissan

S3505 CW Sub: NISSAN AVENTER, BLUEBIRD, VANETTE		Engine: LD20		
12v 1.6kw G/R				
				
CORE EXCHANGE				
Dimensions (mm) Teeth: 11				
Pinion Offset: No	St. Holes Cut to Cut: 110	Target Diameter: 62	Pinion Diameter: 42	Pinion At Rest: 8

S3505
 STR MITSU 12V G/R LD20
 Manufacturer: Nissan

NISSAN

S3596		CW	Sub: NISSAN MARCH, MICRA
12v 1.2kw PMGR		Engine: -	
			
Dimensions (mm)		Teeth: 8	
Pinion Offset: 60	Mt. Holes Ctr. to Ctr.: 107	Spigot Diameter: 72	Pinion Diameter: 28
			Pinion At Rest: 10

S3596
 STARTER NISSAN MARCH/
 MICRA
 Manufacturer: Nissan

S6006		CW	Sub: NISSAN NAVARA
12v 2kw G/R		Engine: TD23 TD25	
			
Dimensions (mm)		Teeth: 9	
Pinion Offset: 60	Mt. Holes Ctr. to Ctr.: 120	Spigot Diameter: 95	Pinion Diameter: 35
			Pinion At Rest: 11

S6006
 STARTER 12V 2KW G/R TD23
 Manufacturer: Nissan

S6007L		CW	Sub: NISSAN
12v 2.5kw OSGR		Engine: ZD30DDI	
			
Dimensions (mm)		Teeth: 9	
Pinion Offset: n/a	Mt. Holes Ctr. to Ctr.: 120	Spigot Diameter: 95	Pinion Diameter: 35
			Pinion At Rest: 10

S6007L
 STARTER NISSAN ZD30,
 QD32 DDI
 Manufacturer: Nissan

S6007N		CW	Sub: NISSAN CARAVAN, NAVARA, URVAN, VANETTE
12v 2.0kw G/R		Engine: TD23, TD25, TD27, TD27E, QD32	
			
Dimensions (mm)		Teeth: 9	
Pinion Offset: 60	Mt. Holes Ctr. to Ctr.: 120	Spigot Diameter: 95	Pinion Diameter: 35
			Pinion At Rest: 11

S6007N
 STARTER NISSAN TD27, QD32
 Manufacturer: Nissan

S6043H		CW	Sub: NISSAN HITACHI TYPE
12v 2.5kw G/R		Engine: TD42	
			
Dimensions (mm)		Teeth: 11	
Pinion Offset: n/a	Mt. Holes Ctr. to Ctr.: 134 x 113 x 60	Spigot Diameter: 105	Pinion Diameter: 40
			Pinion At Rest: 7

S6043H
 STARTER SUIT TD42 12V 2KW
 HITACHI G/R
 Manufacturer: Nissan

S6143		CW	Sub: NISSAN
24v 3.2kw G/R		Engine: ED33, FD33, FD35	
			
Dimensions (mm)		Teeth: 10	
Pinion Offset: 60	Mt. Holes Ctr. to Ctr.: 137/94/82	Spigot Diameter: 105	Pinion Diameter: 39
			Pinion At Rest: 12

S6143
 STARTER 24V 10TH 3.2KW
 G/R NISSAN
 Manufacturer: Nissan

S6143-12		CW	Sub: NISSAN
12v G/R		Engine: ED33, FD35	
			
Dimensions (mm)		Teeth: 10	
Pinion Offset: 60	Mt. Holes Ctr. to Ctr.: 137/94/82	Spigot Diameter: 105	Pinion Diameter: 39
			Pinion At Rest: 12

S6143-12
 STARTER 12V ED33,FD35
 Manufacturer: Nissan

S7149		CW	Sub: NISSAN
24v 4.5kw G/R		Engine: SD33, SD33T	
			
Dimensions (mm)		Teeth: 11	
Pinion Offset: 60	Mt. Holes Ctr. to Ctr.: 14/99/94	Spigot Diameter: 105	Pinion Diameter: 40
			Pinion At Rest: 10

S7149
 STARTER 24V 11TH G/R
 SUIT SD33
 Manufacturer: Nissan

S870		CW	Sub: NISSAN
12v 1.4kw G/R		Engine: TB42, TB45	
			
Dimensions (mm)		Teeth: 9	
Pinion Offset: 60	Mt. Holes Ctr. to Ctr.: 110	Spigot Diameter: 62	Pinion Diameter: 36
			Pinion At Rest: 12

S870
 STARTER SUIT NISSAN, TB42, 45
 Manufacturer: Nissan

NISSAN



S9033
STARTER 24V 11TH G/R UD4,UD6
MANUFACTURER: NISSAN



S9043
STR 24V 11TH G/R DENSO FD42/46
Manufacturer: Nissan



S9066
STARTER 24V SUIT NISSAN PD6,PE6,PF6
Manufacturer: Nissan



S9077
STR 24V N/D SUIT NISSAN FE6
Manufacturer: Nissan



S9088
STARTER ND6/NF6 NISSAN 24V 11TH
Manufacturer: Nissan



S9099
STR ND 24V 11TH SUIT TD42
Manufacturer: Nissan



S9102
STARTER DENSO G/R SUIT NISSAN MD92
Manufacturer: Nissan



S9111
STARTER 5.5KW SUIT NISSAN PD/F
Manufacturer: Nissan



S9115
STR 24V ND 5.5KW RF8 RG8 RF10 RE10 NISSAN
Manufacturer: Nissan

NISSAN

S9116		CW	Subs: NISSAN TRUCKS (NIPPONDENSO)	
24v 5.5kw			Engine: RD8	
G/R				
				
Dimensions (mm)		Teeth: 11		
Pinion Offset: 60	SB Holes Cnt. In-Cnt: 155/135/112	Target Diameter: 122	Pinion Diameter: 46	Pinion At Feet: 40

S9116
 STARTER 24V ND 5.5KW RD8
 NISSAN
 Manufacturer: Nissan

S988NGR		CW	Subs: NISSAN	
12v 2.0kw			Engine: SD22, SD25	
G/R				
				
Dimensions (mm)		Teeth: 9		
Pinion Offset: 60	SB Holes Cnt. In-Cnt: 110	Target Diameter: 62	Pinion Diameter: 35	Pinion At Feet: 11

S988NGR
 STR DENSO G/R SUIT SD22-25
 FORKLIFT
 Manufacturers: Nissan, Forklift

SGD6		CW	Subs: NISSAN	
24v 5.5kw			Engine: GD6	
G/R				
				
Dimensions (mm)		Teeth: 11		
Pinion Offset: 60	SB Holes Cnt. In-Cnt: 141/137/155	Target Diameter: 122	Pinion Diameter: 47	Pinion At Feet: 40

SGD6
 STARTER SUIT NISSAN GD6
 11TH G/R
 Manufacturer: Nissan

SRD8		CW	Subs: NISSAN	
24v			Engine: RD8	
				
Dimensions (mm)		Teeth: 11		
Pinion Offset: 60	SB Holes Cnt. In-Cnt: 114x134x135	Target Diameter: 120	Pinion Diameter: 46	Pinion At Feet: 38

SRD8
 STARTER NISSAN RD8 24V G/R
 Manufacturer: Nissan

SRF8		CW	Subs: NISSAN TRUCKS	
24v 7.0kw			Engine: RF8	
G/R				
				
Dimensions (mm)		Teeth: 11		
Pinion Offset: 60	SB Holes Cnt. In-Cnt: 152/147/104	Target Diameter: 122	Pinion Diameter: 46	Pinion At Feet: 40

SRF8
 STARTER 7.5KW G/R NISSAN
 RF8
 Manufacturer: Nissan

SCANIA



A0101
ALTERNATOR REP BOSCH
24V 80A (NEW)
Manufacturers: Scania, Bosch



A0104
ALTERNATOR BOSCH 24V 65A
SCANIA
Manufacturers: Scania, Bosch



A12723
ALT SCANIA 24V 100AMP
8 GROOVE
Manufacturer: Scania



A238770
ALTERNATOR SUIT VOLVO BUS/
TRUCK 24V 110A
Manufacturers: Volvo, Renault,
Scania, Deutz




BX371004
STARTER SCANIA 6.7KW
Manufacturer: Scania



BX371006
BOSCH SCANIA 24V 6.7KW
11TH
Manufacturers: Scania, Bosch



BX469001
ALTERNATOR 24V BOSCH TRUCK
MERC/ SCANIA
Manufacturers: Scania, Mercedes
Benz, Bosch, DAF, Renault



BX489192
ALTERNATOR 24V 55A
SINGLE LEG
Manufacturer: Scania




BXU2455
ALTERNATOR BOSCH 24V
55A RPL AC5
Manufacturers: Bosch, GM,
Scania

SCANIA



BXU2455A

ALT BOSCH 24V 55A TWIN LEG
 Manufacturers: Bosch, Scania



BXU2490

BOSCH ALT 24V 90A SUIT
 SCANIA
 Manufacturers: Scania, Bosch



S17321

STARTER SCANIA/ FIAT 24V
 CO-AXIAL TYPE 11TH
 Manufacturers: Scania, Fiat



S19795

STARTER 24V 12TH 5.5KW
 PLGR SUIT SCANIA
 Manufacturer: Scania



S9037

STARTER 24V 11TH G/R SUIT
 SCANIA
 Manufacturer: Scania