

MERW-926-LED

Construction:

- Steel housing and chassis
- Diffuser is .10 extruded white acrylic
- Accent bars and rings are extruded aluminum

Light Source:

- LED
- Dimming (0 - 10v) to 10% **Included**

Notes:

- Integral mounting plate; keyhole slots
- Top and bottom white acrylic lens - standard
- Not all material and accent styles are available – consult factory
- Optional photocell (21) increases fixture depth 1 1/2"
- Optional lens cover (ALC) eliminates up/down light
- Optional battery backup
- UL and CUL listed **WET** location
- LED Components
 - Replaceable Module
 - CRI > 80
 - Universal 120/277 volt standard
 - 5-Year Warranty on LED Components

Height - 26"
 Width - 9"
 Depth - 5 1/2"
 MC - 12 1/2"

Type:	
Job Name:	



WALL

CEILING

PENDANT

OUTDOOR

ORDERING INFORMATION

Example: MERW-926-LED-X-U-42W-3-Z3-WSA-P-EC

--	--	--	--	--	--	--	--

Model	Cage	Voltage	Lamping	Kelvin	Finish	Diffuser	Options
MERW-926-LED	A B D E F G H X	U 120 - 277	21w LED / 2450lm (116 lm per watt) 29w LED / 3412lm (117 lm per watt) 42w LED / 4900lm (117 lm per watt)	2 3000K 4 4000K Optional 3 3500K	B1 Satin Black Z1 Satin Bronze Z3 Text Bronze Optional (See Price List) W1 Yolk W2 Gloss White W3 Text White B2 Text Black T4 Shimmer Gray M13 Anod Silver T6 Pewter W13 Pearl Beige P2 Brushed Alum P9 Brushed Nickel M16 Antique Brass	WSA White Smooth Acrylic Optional Cage Accents (See Page 2) Material F Filigree P Perforated Screen M Wire Mesh W Waffle Pattern Style SC Screen Complete CC Center Complete EC Ends Complete CH Center Half OX Custom	DIM LED dimming driver (0 - 10v) Dimming to 10% (Included) 21 Photocell - Specify voltage 01 - 120 volt 02 - 277 volt ALC Aluminum Lens Cover - See Notes Battery Backup Options BB10 10 Watts (1170lm) for 90-Minutes



28435 Industry Drive., Valencia, California 91355
 West Coast Sales: 800-325-4448 / 661-257-0286 • fax 800-323-2346 / 661-257-0201
 East Coast Sales: 866-350-0991 • fax 866-490-5754
 www.lightwayind.com • sales@lightwayind.com




MERW Series

Cage Styles and Accents



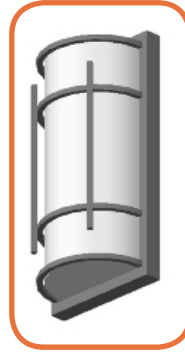
MERW-A




MERW-B




MERW-D




MERW-E




MERW-F



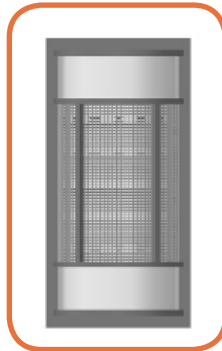
MERW-G



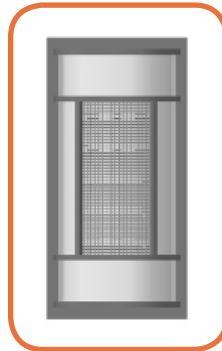
MERW-H



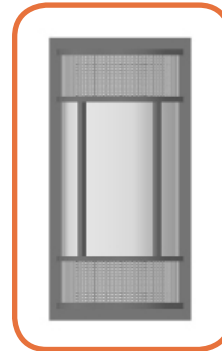
SC
Screen
Complete



CC
Center
Complete




CH
Center
Half




EC
Ends
Complete




Filigree



Mesh



Perforated



Waffle

