

MERW-616

Construction:

- Steel housing and chassis
- Diffuser is .10 extruded white acrylic
- Top and bottom white acrylic lens - standard
- Accent bars and rings are extruded aluminum

Lamps:

- Lamps **INCLUDED**

Notes:

- Integral mounting plate; keyhole slots left and right
- Top and bottom white acrylic lens - standard
- ADA compliant cage styles A, B and D only
- Not all material and accent styles are available – consult factory
- Dimming ballast may be limited with some lamps
- Photocell (21) increases fixture depth 1 ½"
- Photocell (21)- specify voltage 120v or 277v
- Aluminum lens cover (ALC) eliminates up/down light
- UL and CUL listed **WET** location

Height - 16"

Width - 6 ½"

Depth - 4" (cage styles A,B and D)

Depth - 4 ¾" (cage style E, F, G and H)

MC - 8

Type:	
Job Name:	



WALL

CEILING

PENDANT

OUTDOOR

ORDERING INFORMATION

Example: MERW-616-B-A-1Q26-3-M13-WSA-F-CC

--	--	--	--	--	--	--	--

Model	Cage	Voltage	Lamping	Kelvin	Finish	Diffuser	Options
MERW-616	A B D E F G H X	A 120v NPF (Elec) U 277v HPF (Elec)	2Q13 (2) Q13w 1Q18 (1) Q18w 1Q26 (1) Q26w	2 2700K 3 3500K 4 4100K	B1 Satin Black Z1 Satin Bronze Z3 Text Bronze Optional (See Price List) W1 Yolk W2 Gloss White W3 Text White B2 Text Black T4 Shimmer Gray M13 Anod Silver T6 Pewter W13 Pearl Beige P2 Brushed Alum P9 Brushed Nickel M16 Antique Brass	WSA White Smooth Acrylic Optional Cage Accents (See Page 2) Material F Filigree P Perforated Screen M Wire Mesh W Waffle Pattern Style SC Screen Complete CC Center Complete EC Ends Complete CH Center Half OX Custom	(Dimming option - See Notes) DIM10 - Mark 10 Dimming Ballast DIM7 - Mark 7 Dimming Ballast 01 120v 02 277v 21 Photocell - Specify voltage 01 120v 02 277v ALC Aluminum Lens Cover- See Notes



28435 Industry Drive., Valencia, California 91355
 West Coast Sales: 800-325-4448 / 661-257-0286 • fax 800-323-2346 / 661-257-0201
 East Coast Sales: 866-350-0991 • fax 866-490-5754
 www.lightwayind.com • sales@lightwayind.com



MERW Series

Cage Styles and Accents



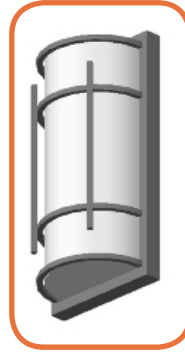
MERW-A




MERW-B




MERW-D




MERW-E




MERW-F



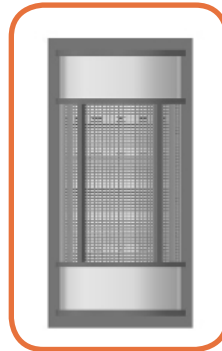
MERW-G



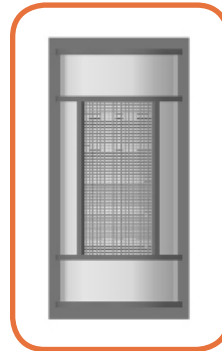
MERW-H



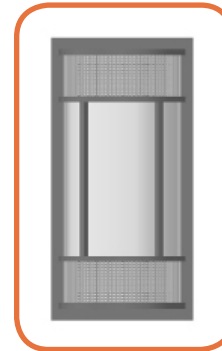
SC
Screen
Complete



CC
Center
Complete




CH
Center
Half




EC
Ends
Complete




Filigree



Mesh



Perforated



Waffle

