

Construction:

- Steel housing and chassis
- Diffuser is .10 extruded white acrylic
- Top and bottom white acrylic lens - standard
- Accent bars and rings are extruded aluminum

Lamps:

- Lamps **INCLUDED** except on linear lamp fixtures

Notes:

- Integral mounting plate; keyhole slots left and right
- Top and bottom white acrylic lens - standard
- ADA compliant cage styles A, B and D only
- Not all material and accent styles are available – consult factory
- Dimming ballast may be limited with some lamps
- Aluminum lens cover (ALC) eliminates up/down light
- UL and CUL listed WET location
- Battery backup 500 Lumen: 2F17 only
- Battery back 1400 Lumen: 2F17 or 2F24 only

Height - 28"
 Width - 8 1/2"
 Depth - 4" (cage styles A,B and D)
 Depth - 4 3/8" (cage style E, F, G and H)
 MC - 13 1/2"

Type:	
Job Name:	



WALL

CEILING

PENDANT

OUTDOOR

ORDERING INFORMATION

Example: MEIW-828-B-A-2Q26-3-W1-WSA-F-CC

--	--	--	--	--	--	--	--

Model	Cage	Voltage	Lamping	Kelvin	Finish	Diffuser	Options
MEIW-828	A	A 120v NPF (Elec)	2Q26 (2) Q26w	2 2700K	B1 Satin Black	WSA White Smooth Acrylic Optional Cage Accents (See Page 2) Material F Filigree P Perforated Screen M Wire Mesh W Waffle Pattern Style SC Screen Complete CC Center Complete EC Ends Complete CH Center Half OX Custom	(Dimming option - See Notes) DIM10 - Mark 10 Dimming Ballast DIM7 - Mark 7 Dimming Ballast 01 120v 02 277v ALC Aluminum Lens Cover - See Notes (BB options - See Notes) BB - Battery Backup 01 120v 02 277v 05 500 Lumen (nominal) 14 1400 Lumen (nominal)
	B		1B55 (1) 55w Biax	3 3500K	Z1 Satin Bronze		
	D	U 277v HPF (Elec)	2F17 (2) 17w T8 NL	4 4100K	Z3 Text Bronze		
	E		2F24 (2) 24w T5HO NL		Optional (See Price List)		
	F				W1 Yolk		
	G				W2 Gloss White		
	H				W3 Text White		
	X				B2 Text Black		
					T4 Shimmer Gray		
					M13 Anod Silver		
		T6 Pewter					
		W13 Pearl Beige					
		P2 Brushed Alum					
		P9 Brushed Nickel					
		M16 Antique Brass					

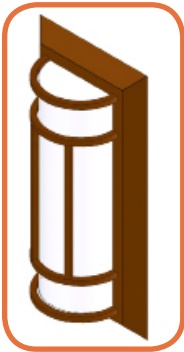


28435 Industry Drive., Valencia, California 91355
 West Coast Sales: 800-325-4448 / 661-257-0286 • fax 800-323-2346 / 661-257-0201
 East Coast Sales: 866-350-0991 • fax 866-490-5754
 www.lightwayind.com • sales@lightwayind.com

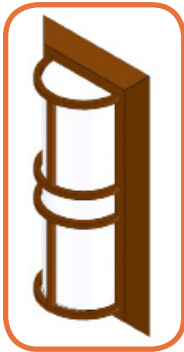


MEIW Series


Cage Styles and Accents



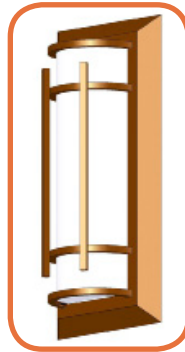
MEIW-A



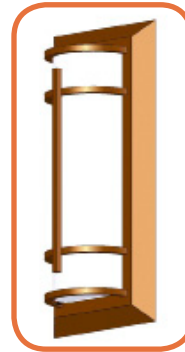
MEIW-B



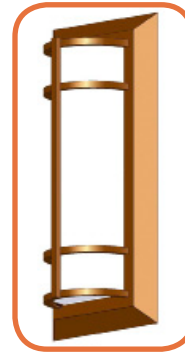
MEIW-D




MEIW-E



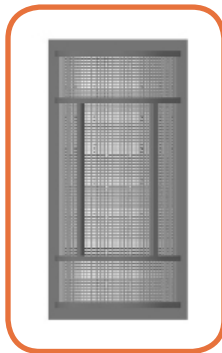
MEIW-F



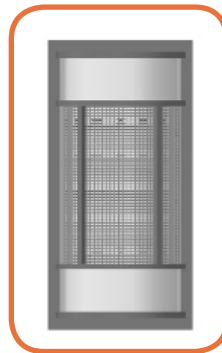
MEIW-G



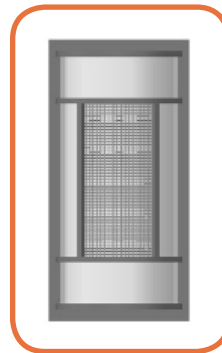
MEIW-H



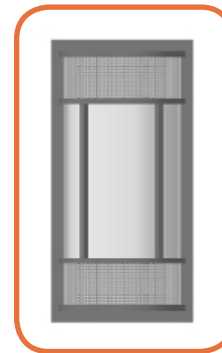
SC
Screen
Complete



CC
Center
Complete




CH
Center
Half




EC
Ends
Complete




Filigree



Mesh



Perforated



Waffle

