

TRIUMPH

HERALD



VITESSE

SPITFIRE



GT6

NEWTON COMMERCIAL

EASTLANDS INDUSTRIAL ESTATE

LEISTON, SUFFOLK, IP16 4LL ENGLAND

TEL. 01728-832880 FAX. 01728-832881

Web site www.newtoncomm.co.uk

ABOUT THIS BROCHURE

When we started our development programme in early 1984 to reproduce interior trim for Triumph cars, we honestly didn't realise how complex a subject this was going to be. Our Company policy then (as it still is today) was that we would only reproduce these new items to as near original specification as possible. To this end we went out of our way to try and find the original manufacturers, failing this we sourced our own suppliers to make these new materials. Initially we concentrated on the Spitfire models, which in itself was complicated as we not only had to have all the vinyls and cloth materials remanufactured, but to complete the range a lot of tooling for metal parts was also needed. Then came the moulded carpet tooling, which not only was very expensive, but also created the problem of finding someone to actually manufacture and mould the necessary pieces for us to then finish off and make into sets. In time this was achieved, so we were then able to make more tooling to finalise moulded sets for the GT6, Herald and Vitesse ranges. By this time we were totally committed to these vehicles, kept on developing new items until now we can offer you virtually every interior item for these cars.

In the following pages you will find not only trim panels, seat kits and carpet sets, but also headlinings, sunvisors, boot accessories and even foam kits to replace those worn out items that have not been available for many years.

Although an awful lot of parts are mentioned in this brochure, there are some items, especially for some earlier models, that we cannot at present offer, basically because of either lack of enquiries or the cost of reproducing items where it is not economically viable to manufacture them.

Our Sales and Despatch departments are fully geared to accept orders either by phone, fax, E-Mail or letter. We accept Access or Visa credit cards, or you can send us a cheque with your order. Overseas cheques will only be accepted if made out in Pounds Sterling. Thank you for your enquiry for our Triumph product range and we hope you enjoy reading this brochure and look forward to hearing from you.

You can also find details of all of Triumph trim products on our website.

Richard Newton

P.S We also manufacture original specification trim for Minis and all Morris Minors, MGF, VW Beetle, VW Vans and VW Golf. If you haven't got one of these cars, perhaps one of your friend's has!

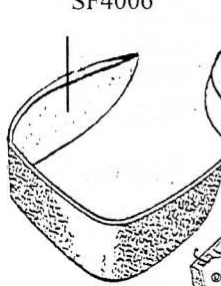
HERALD 1200 (1961-70)

HERALD 12/50 (1962-66)

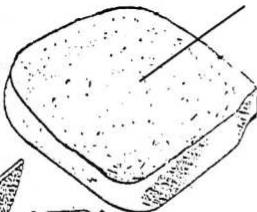
VITESSE 6 (1962-67)

As all these models were developed at pretty much the same time, they ended up with the same trim design inside. There was only one exception and that was that the door panels fitted to the Vitesse 6 had a glove/map pocket on the lower edge. The internal construction of the front seats differs from later cars in that the squab back uses a spring frame and was originally covered in cotton wadding. Nowadays it is difficult to obtain the correct materials, so we have developed a special foam padding kit, which is easier to fit and the end result will be the same.

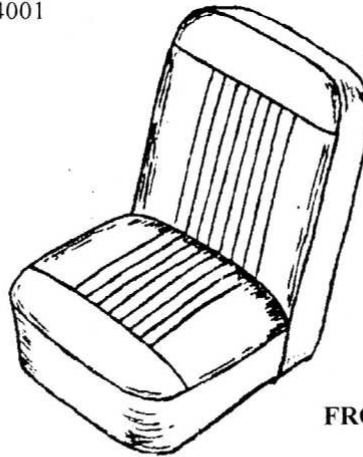
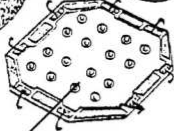
FRAME FOAM WRAP
SF4006



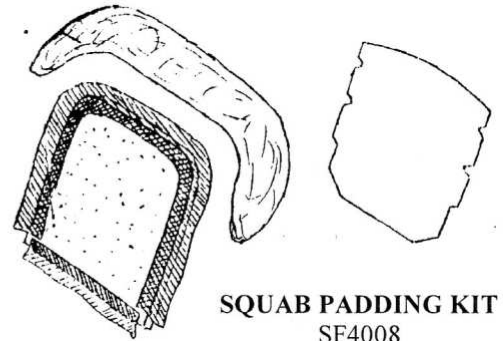
BASE FOAM
SF4001



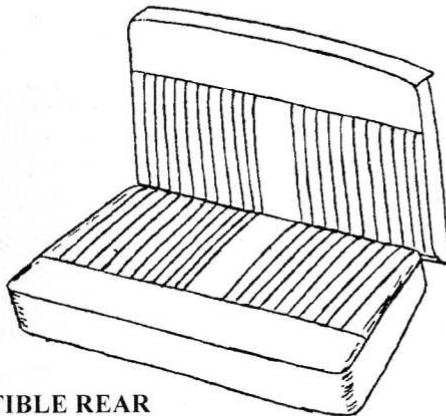
BASE DIAPHRAGM
ST900



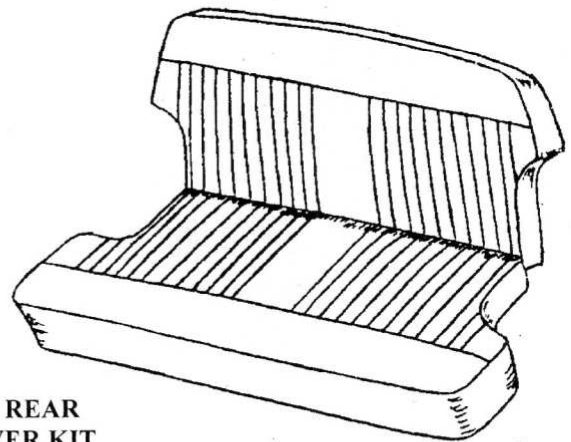
FRONT SEAT COVERING KIT
SC4006



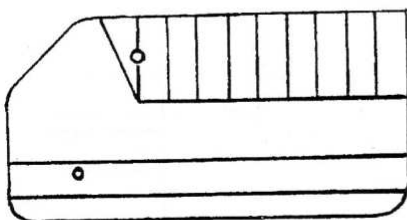
SQUAB PADDING KIT
SF4008



CONVERTIBLE REAR SEAT COVER KIT
SC4009



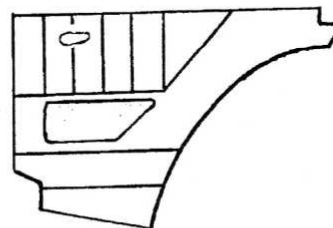
SALOON REAR SEAT COVER KIT
SC4008



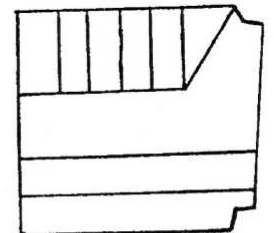
HERALD DOOR PANELS
DP4007



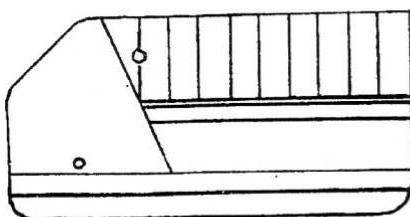
DOOR PANEL CLIPS (44)
DP1583



SALOON REAR QUARTERS
WA4007



CONVERTIBLE REAR QUARTERS
WA4008



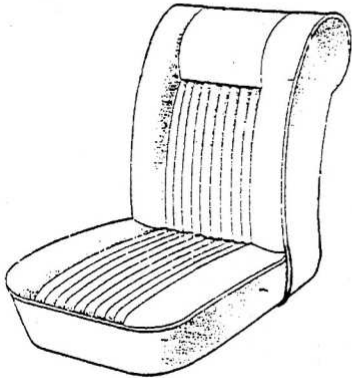
VITESSE 6 DOOR PANELS
DP4009

COLOURS AVAILABLE

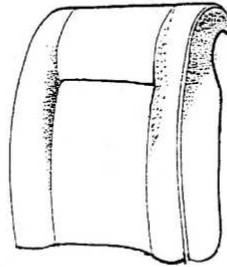
BLACK—MATADOR RED—MIDNIGHT BLUE

HERALD 13/60 (1967-71)

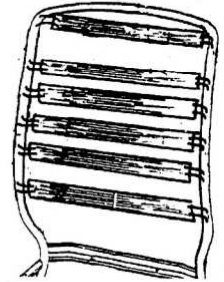
This series of the Herald models is probably the most numerous today, partly because they were launched rather later in the series (1967-71), so more have survived through the 1970-80 era. During 1966, Triumph went away from heat welded style seat covers and returned to the more historical sewn flute design which was a hallmark of Triumph in this period. The trim panel design was also changed and is different to all other Herald and Vitesse models.



FRONT SEAT COVERING KIT
SC4010



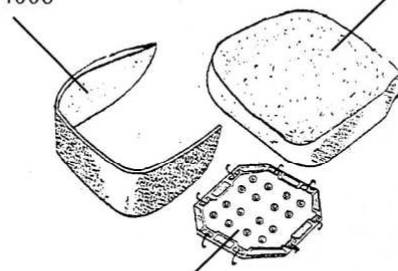
SQUAB FOAM CUSHION
SF4002



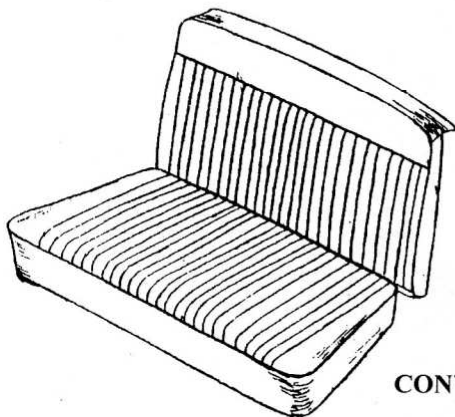
6 PIECE SQUAB STRAP KIT
ST905

FRAME FOAM WRAP
SF4006

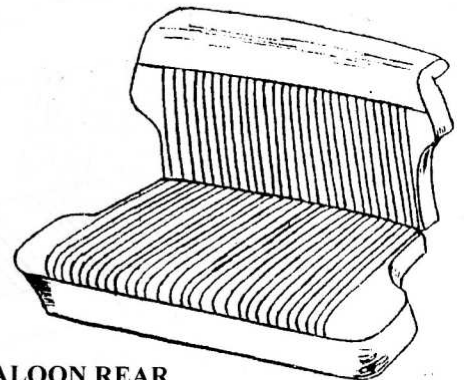
BASE FOAM CUSHION
SF4001



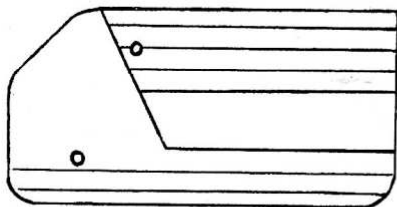
BASE DIAPHRAGM
ST900



CONVERTIBLE REAR SEAT KIT
SC4014



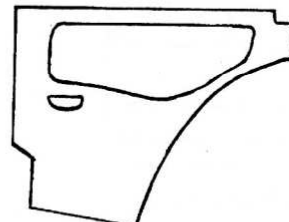
SALOON REAR SEAT KIT
SC4011



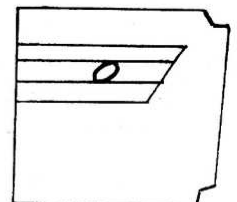
DOOR PANELS
DP4010



DOOR PANEL CLIPS (44)
DP1583



SALOON REAR QUARTER RECOVERING KIT
WA4013



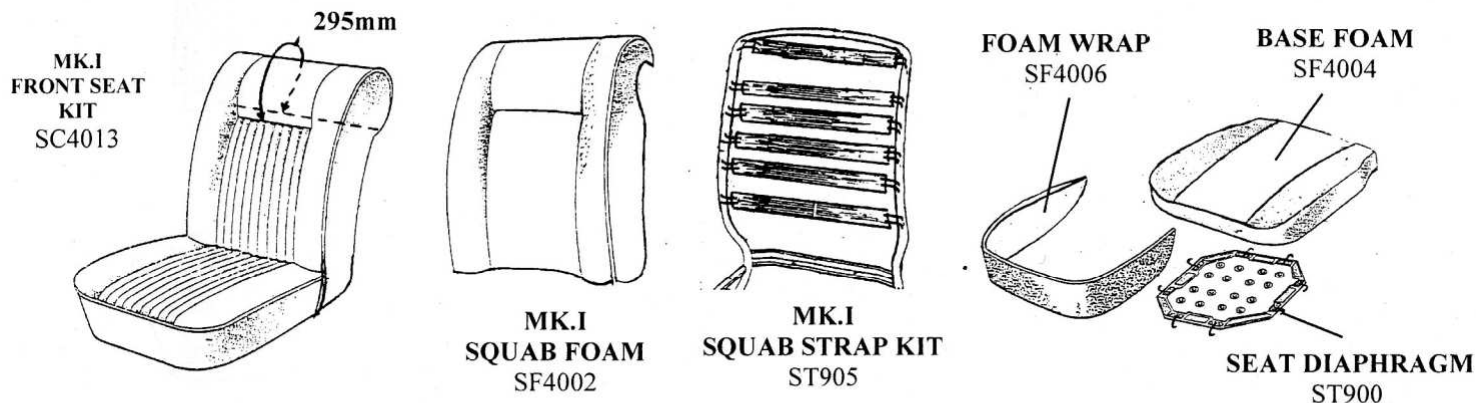
CONVERTIBLE REAR QUARTER PANEL
WA4010

COLOURS AVAILABLE

BLACK-MATADOR RED-LIGHT TAN-SHADOW BLUE

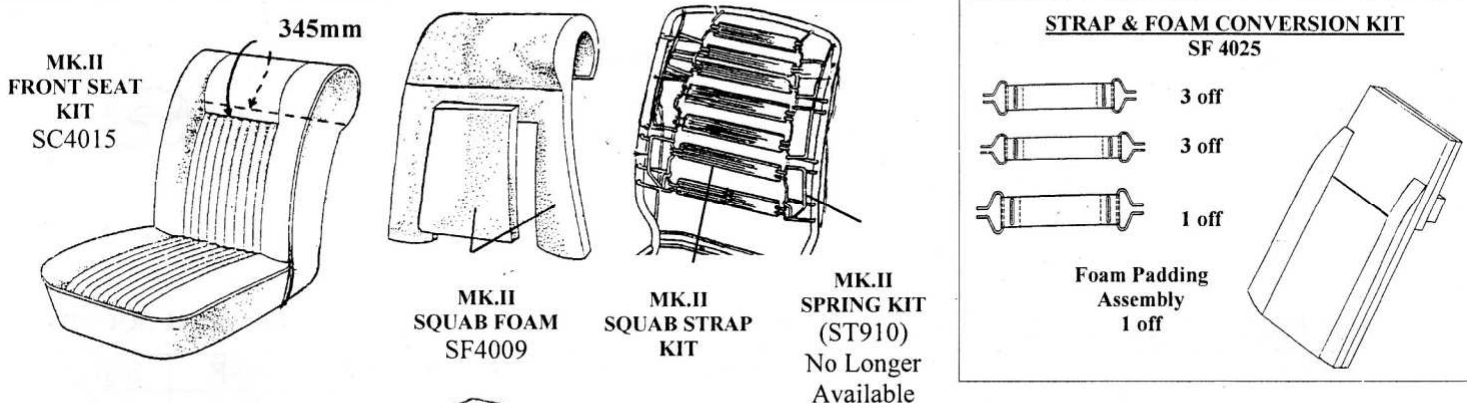
VITESSE 2 LITRE MK.I & II

Visually the front seats on the 2 Litre cars look the same, but as soon as one removes the covers, there is a difference in the frames as well as the padding. Fortunately, the base cover, base foam and diaphragm are the same, but it's in the squab area that they differ. It is possible from the outside to tell the difference between the two seats by measuring the top panel as shown below, also feel the horizontal bar behind the seam line across the back of the seat frame. The Mk I frame has a single bar (and is identical to the 13/60) the Mk II frame has two bars. Carefully inspect the Mk II spring arrangement, as these can be broken. If so please see the note below.



NOTE It has become necessary to provide an alternative to the original front seat squab springs, straps & paddings on the Vitesse Mk II. This is because of the extremely high cost of re-manufacturing the spring frames.

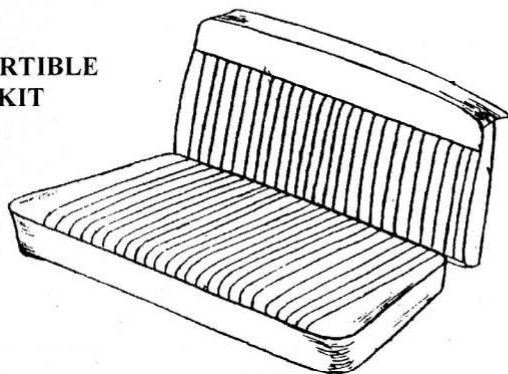
For those people whose springs are in good condition we are still able to supply the original type replacement strap kit (ST907) and Squab foam (SF4009) as shown. However, where the squab springs have become weak and/or broken, this conversion kit will provide an affordable alternative using straps and foam padding, requiring no modifications to the seat cover kit, which fits in exactly the same way as original. A step by step set of fitting instructions are provided with each conversion kit.



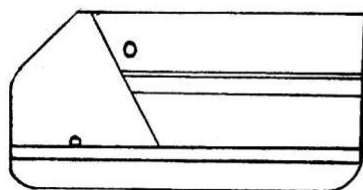
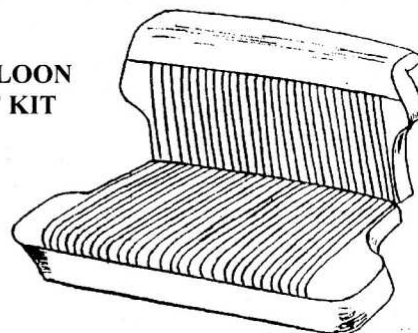
MK.I & II CONVERTIBLE REAR SEAT KIT
SC4012



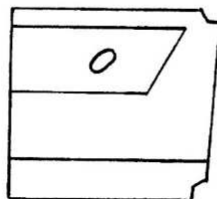
DOOR PANEL CLIPS (44)
DP1583



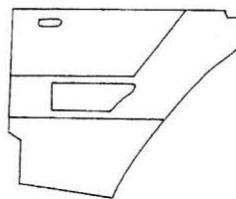
MK.I & II SALOON REAR SEAT KIT
SC4011



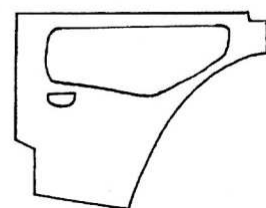
DOOR PANEL CLIP
DP4013



CONVERTIBLE REAR PANEL
WA4014



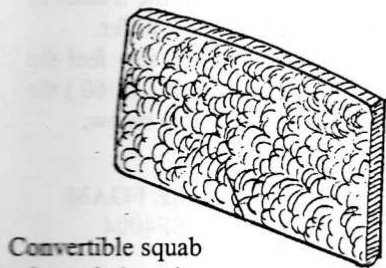
MK.I SALOON REAR QUARTER
WA4009



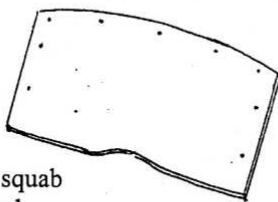
MK.II SALOON REAR QUARTER COVER KIT
WA4013

COLOURS AVAILABLE

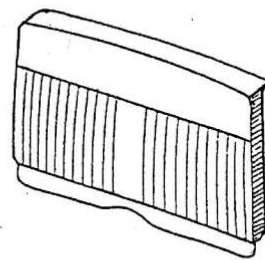
REAR SEAT ASSEMBLIES & ACCESSORIES



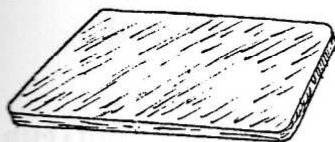
Convertible squab
horse hair pad
SF4013



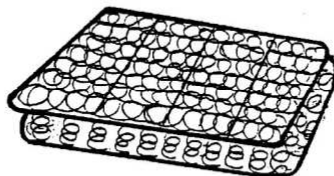
Convertible squab
backboard
SF4015



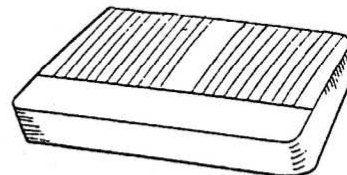
Convertible rear
complete squab



Convertible base foam
SF4012

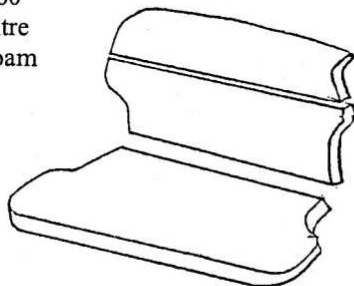


Convertible spring frame
SF4014




Convertible rear base
assembly

Herald 13/60
Vitesse 2 Litre
rear squab foam
SF4010



All saloon models rear base foam
SF4011



Herald 1200, 12/50, Vitesse 6
rear squab foam
SF4018

Seat clips
C707



Two "C"
clips
C709




SEAT RECOVERING SERVICE

In conjunction with our manufacturing facility we also have a seat renovation department where we can refurbish customers seats. On receipt of your seats, they will be stripped down to the frame, all parts inspected, in order for us to give you a quotation on the parts and labour required to rebuild them. We normally paint the frames black and then rebuild the seats. Please enquire with our Sales Department about labour and carriage costs.

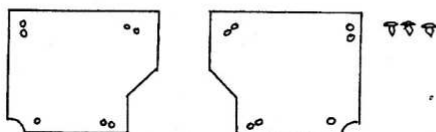
COMPLETELY FINISHED BASES & SQUABS

MODEL	BASE	SQUAB
1200	S4200	S4202
12/50	S4200	S4202
VITESSE 6	S4200	S4202
13/60	S4204	S4202
VITESSE MK.I	S4204	S4205
VITESSE MK.II	S4204	S4205

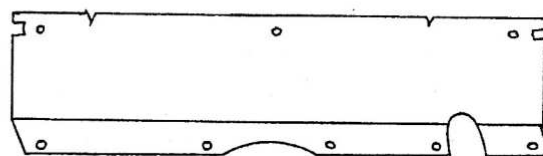
ACCESSORIES SUITABLE FOR ALL MODELS



Drivers side insulation
securing boards-pair
DT4006

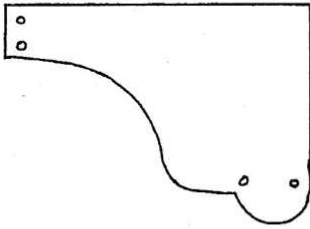


Passenger side lower dash panel in black
millboard including fixings
DT4002 RHD
DT4003 LHD

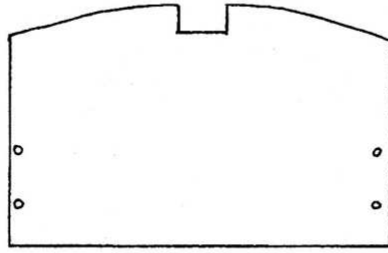


Upper dash panel including fixings
DT4000 RHD
DT4001 LHD

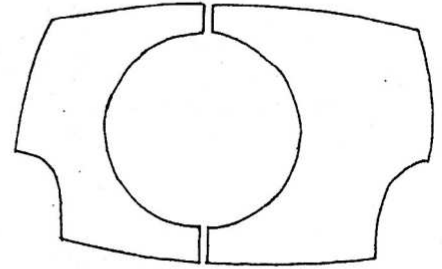
ACCESSORIES SUITABLE FOR ALL MODELS



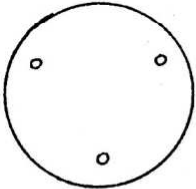
RH boot sidewall board
PT4000



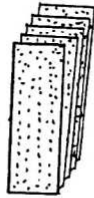
Convertible boot to hood stowage
compartment board
PT4001



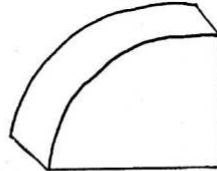
Boot floor sound deadening panels
PT4002



Black spare wheel cover
(grommets not supplied)
PT4006



Bitumen sound
deadening pads
PT4008



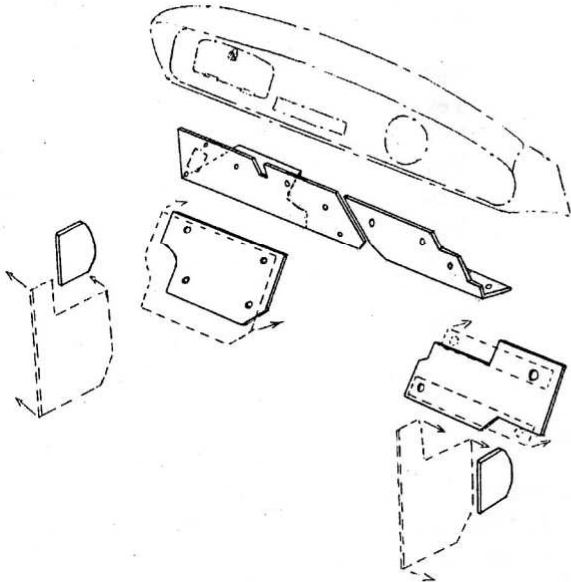
Rear wheel arch covers
WAC4010



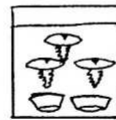
"B" post cover
BP4010



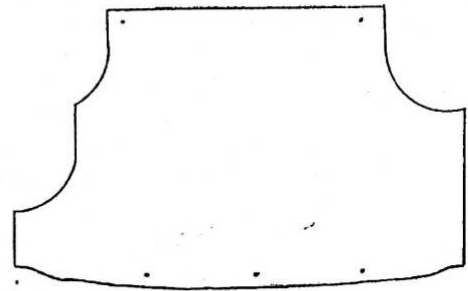
Original Factory
PVC tool pouch
PT4003



Dash area insulation pad kit (6 piece)
DT4004



Packet screws
& cupwashers
SS100



Boot floor carpet or Hardura mats

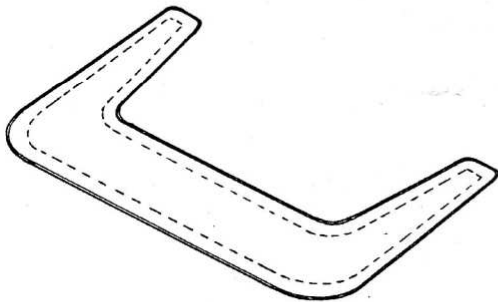
Black carpet
CK4004 Saloon
CK4005 Convertible

Hardura
CK4006 Saloon
CK4007 Convertible

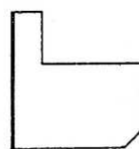
Apart from the mat, each kit contains 6 durable dot fasteners
and a piece of 1" wide webbing to secure jack to floor

FRONT FOOTWELL SCUTTLE PANELS

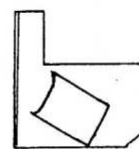
Painted millboard to match trim colour & chrome strip on leading edge.
Herald's have plain panels, Vitesses have a pocketed panel on the
passenger side



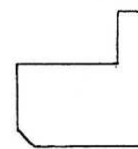
Convertible hood stowage tonneau
Included in the kit are 30 pairs of Durable dot fasteners and a
special tool for you to attach them to the cover
CK4044A



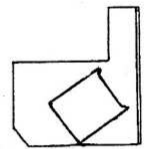
FL4000LH
PLAIN



FL4002LH
RHD
CARS



FL4001RH
PLAIN

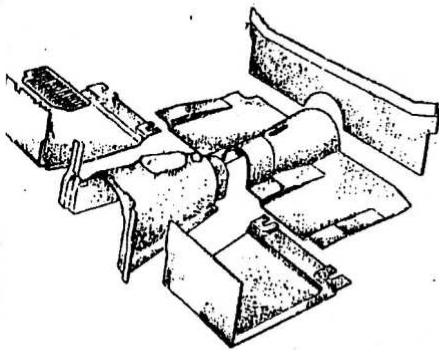


FL4003RH
LHD
CARS

COMPLETE INTERIOR TRIM KITS

We have on many occasions been asked if we can supply complete interior packages for those customers who have purchased a car with very tatty interiors or those who wish to change the interior colour completely. Listed below is a summary of the items we would normally supply for one of these kits. As you will see, we are able to completely renew everything. Overseas customers please ask for a carriage quotation before ordering. We normally require about 2/3 weeks to assemble all the necessary parts before shipping.

Description	Saloon	Convertible
Pair of seat covers for both front seats	Yes	Yes
Two base foam cushions	Yes	Yes
Two base front seat rubber diaphragms	Yes	Yes
Packet of 30 front seat frame clips	Yes	Yes
Two Base frame seat foam wraps	Yes	Yes
Two squab padding kits	Yes	Yes
Two squab strap kits	Yes	Yes
Rear seat covering kit-All models	Yes	Yes
Rear seat base foam	Yes	Yes
Rear seat squab foam	Yes	Yes
Pair of door panels	Yes	Yes
Pair of rear Quarter panels Or	Yes	Yes
Recovering kit for 13/60 or 2 litre Saloons	Yes	No
Pair of Saloon rear wheel arch covers	Yes	No
Pair of front scuttle panels	Yes	Yes
Packet of Door Panel clips	Yes	Yes
Packet of rear quarter panel clips	Yes	Yes
Saloon "B" Post material	Yes	No
Headlining kit	Yes	No
Lower dash panel with clips	Yes	Yes
Upper dash panel with clips	Yes	Yes
Dash area insulation kit	Yes	Yes
Packet of trim screws and cupwashers	Yes	Yes
Right hand boot side panel	Yes	Yes
B/Board – convertible – to hood stowage area	No	Yes
Boot floor sound deadening panels	Yes	Yes
Boot floor carpet or Hardura Mat	Yes	Yes
Moulded carpet set	Yes	Yes



Moulded Carpet Sets

Our carpet sets comprise of the following five items:

- 1) **TUNNEL CARPET** – A very complex piece of moulded carpet which is designed to fit snugly over the original fibre or replacement fibreglass gearbox tunnels. Apertures for the gear lever and oddments tray are already turned and we also supply two pieces of felt which should be adhered to either side of the tunnel. You may have to trim the front of the carpet on earlier cars to go around heater pipes or ductings.
- 2) **PAIR OF FOOTWELLS** – The shape of these has been created by moulding felt and then laminating carpet to them as original and then a heel mat is sewn in place.
- 3) **REAR CARPET** – This again is a moulded piece which will fit the floor pan exactly.
- 4) The last item is the rear bulkhead mat, which is adhered to the bulkhead and finishes off the rear area nicely. With each kit a set of fitting instructions is included.

Saloon & Convertible

RHD VEHICLES

CK4010A - HERALD
CK4014A - VITESSE

LHD VEHICLES

CK4011A - HERALD
CK4015A - VITESSE

*Please note the following points before ordering:

The position of the gearlever gaiter on the tunnel carpet differs between the Herald and Vitesse.

TRIUMPH SPITFIRE 1961-80

In 1984 we started a development programme to remanufacture to original specification interior trim for the above models. The products were launched in early 1986 and were immediately a success because up until then only second hand trim had been available after Triumph had finished producing in late 1980-1. We are now able to offer virtually every item to retrim any of these models as can be seen by reading through the following pages. There are certain points we would like to mention here which will help clarify various items mentioned and help you choose the correct parts.

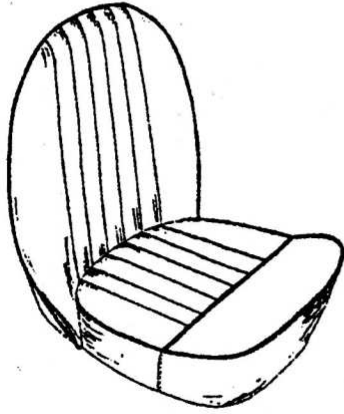
The Mk.I body was carried over into Mk.II production for the first 10,000 cars, consequently these vehicles used Mk.I trim panels and quite possibly Mk.I seats. The same can be said of the Mk.II and Mk.III models where most items except the rear cockpit area were virtually the same. During this period new interior colours were introduced as well to make the cars look prettier! In 1970 a lot of changes took place with new and stronger seats being introduced, especially for the American market where headrests became mandatory.

In 1973 Triumph again introduced new colours and also changed the grain of material used on all panels and seat covers to a much courser style known as 1290 grain. The cars by now were becoming quite luxurious in that centre console armrests and knee pads were standard items along with fitted headrests. In 1976 cloth Houndstooth seat covers were introduced and Triumph again changed the material grain back to the smoother style (Stag grain) used before 1973! Over the past couple of years we have spent a lot of time developing seat kits for the American specification cars together with the relevant foam kits. Also listed are leather seat kits for all the Spitfire models in most of the original colours.

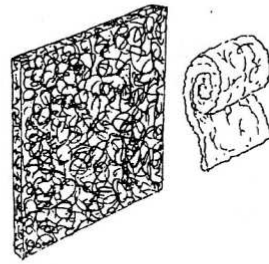
Our moulded carpet sets will fit all these models, as basically the transmission and floor areas of these cars is the same. It may be necessary to cut the odd slit here and there to allow for foot rests or knee pad fitment. The beauty of these carpets are that they are easy to fit and look great when finished. The boot carpet kit we are offering is a non standard item, but was designed to cut down noise from the rear, but also adds a touch of luxury to the rather spartan boot area.

Our seat cover kits, door panels and rear quarter kits only come in pairs or sets and are not available as separate items.


SPITFIRE MK.I 1962-64



SEAT COVER KIT
 SC1500AW BLACK/WHITE
 SC1500MW RED/WHITE
 SC1500MBW MIDNIGHT BLUE

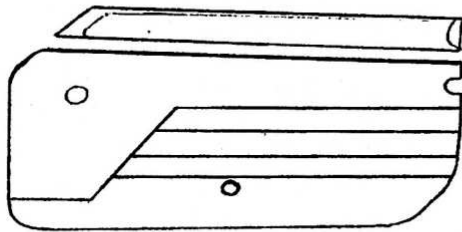


**SQUAB
 PADDING KIT**
 SF666



BASE FOAM
 SF116

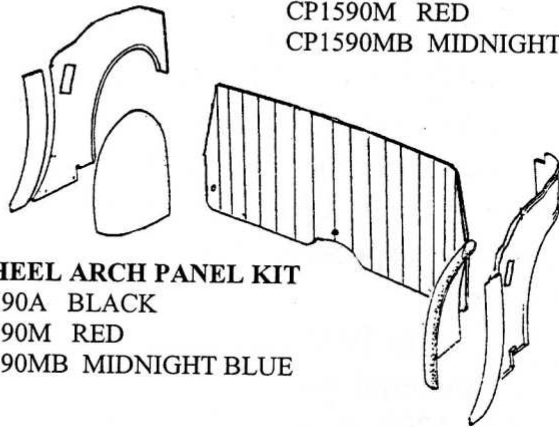
BLACK PVC DOOR TOP CAPPINGS
 DC1644A LEFT HAND DC1645A RIGHT HAND



PAIR OF DOOR PANELS
 DP1568A BLACK
 DP1568M RED
 DP1568MB MIDNIGHT BLUE

REAR COCKPIT PANEL

CP1590A BLACK
 CP1590M RED
 CP1590MB MIDNIGHT BLUE



WHEEL ARCH PANEL KIT
 WA1590A BLACK
 WA1590M RED
 WA1590MB MIDNIGHT BLUE

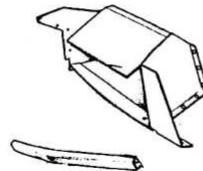


**DOOR PANEL
 CLIPS (44)**
 DP1583

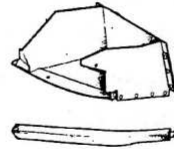


**PACKET SCREWS &
 CUPWASHERS**
 SS100

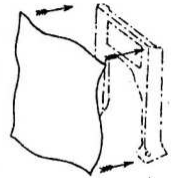
GLOVE BOXES & SUPPORT RAILS



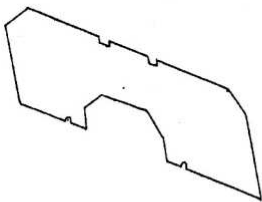
GB1632 LH LHD
 GB1630 LH RHD
 CR1623A LH (RAIL)



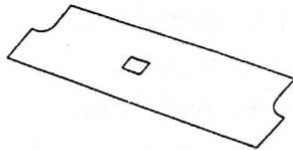
GB1633 RH LHD
 GB1631 RH RHD
 CR1624A RH (RAIL)




**MATERIAL TO
 COVER DASH
 SUPPORT**
 CR1625A



**PETROL TANK
 BOARD**
 PT1630A



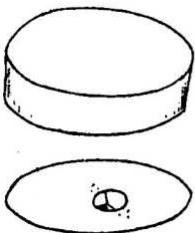
BOOT FLOOR MAT
 CK1627A



TOOL BAG
 TB1630A

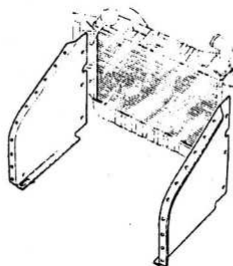


PVC TOOL POUCH
 PT4003



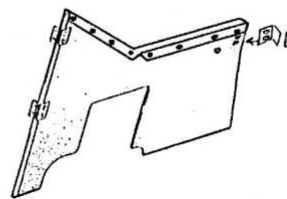
SPARE WHEEL COVER
 CK1628A

**SPARE WHEEL SUPPORT
 BOARD**
 CK1629



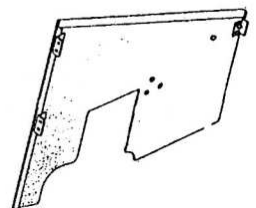
**RADIATOR COWL
 PANELS**

EV1640LH
 EV1641RH



**ENGINE VALANCE
 PANEL
 RIGHT HAND**

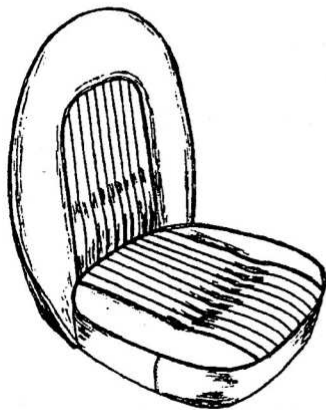
EV1642RH



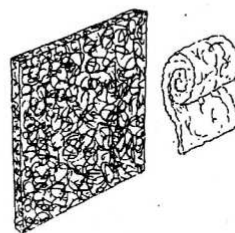
**ENGINE VALANCE
 PANEL
 LEFT HAND**

EV1646LH

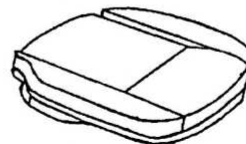
SPITFIRE MK.II 1964-67



SEAT COVER KIT
 SC1501AW BLACK/WHITE
 SC1502MW RED/WHITE
 SC1502MBW MIDNIGHT BLUE/WHITE

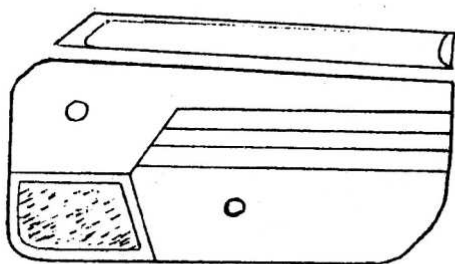


SQUAB PADDING KIT
 SF666



BASE FOAM
 SF105

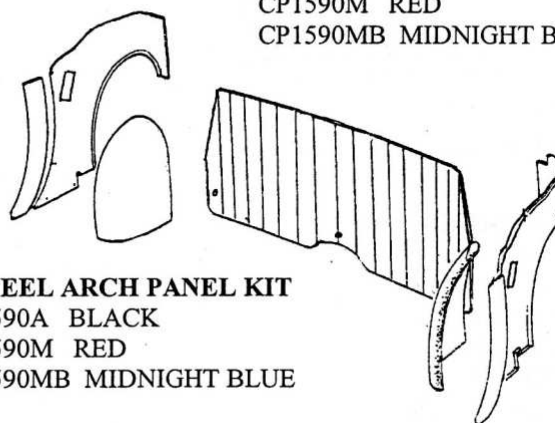
BLACK PVC DOOR CAPPINGS
 DC1644A LEFT HAND DC1645A RIGHT HAND



PAIR OF DOOR PANELS
 DP1570A BLACK
 DP1571M RED
 DP1571MB MIDNIGHT BLUE

REAR COCKPIT PANEL

CP1590A BLACK
 CP1590M RED
 CP1590MB MIDNIGHT BLUE



WHEEL ARCH PANEL KIT
 WA1590A BLACK
 WA1590M RED
 WA1590MB MIDNIGHT BLUE

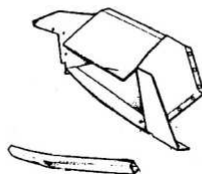


DOOR PANEL CLIPS (44)
 DP1583

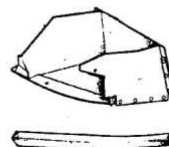


PACKET SCREWS & CUPWASHERS
 SS100

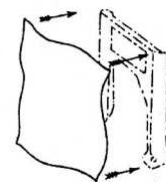
GLOVE BOXES & SUPPORT RAILS



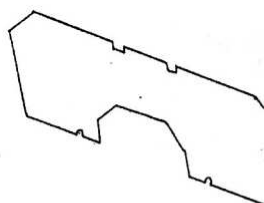
GB1632 LH LHD
 GB1630 LH RHD
 CR1623A LH (RAIL)



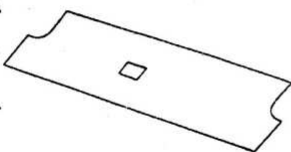
GB1633 RH LHD
 GB1631 RH RHD
 CR1624A RH (RAIL)




MATERIAL TO COVER DASH SUPPORT
 CR1625A



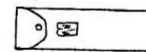
PETROL TANK BOARD
 PT1630A



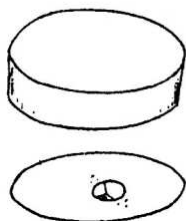
BOOT FLOOR MAT
 CK1627A



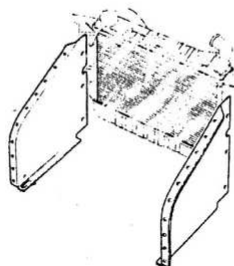
TOOL BAG
 TB1630A



PVC TOOL POUCH
 PT4003

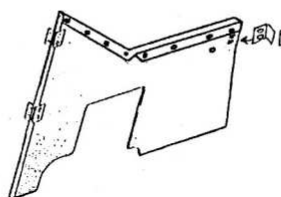


SPARE WHEEL COVER
 CK1628A



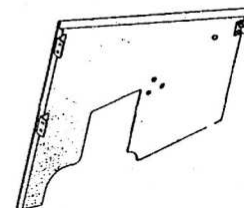
RADIATOR COWL PANELS

EV1640LH
 EV1641RH



ENGINE VALANCE PANEL RIGHT HAND

EV1642RH

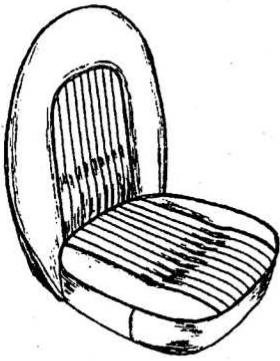


ENGINE VALANCE PANEL LEFT HAND

EV1646LH

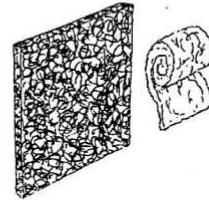
SPARE WHEEL SUPPORT BOARD
 CK1629

SPITFIRE MK.III 1967-70




SEAT COVER KIT

SC1501AW BLACK/WHITE
 SC1502MW RED/WHITE
 SC1502MBW MIDNIGHT BLUE/WHITE
 SC1501LT LIGHT TAN/LIGHT TAN
 SC1501NT NEW TAN/WHITE
 SC1501SBW SHADOW BLUE/WHITE



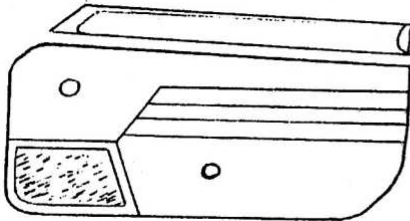
SQUAB PADDING KIT SF666



BASE FOAM SF105

BLACK PVC DOOR CAPPINGS

DC1644A LEFT HAND DC1645A RIGHT HAND



PAIR OF DOOR PANELS

DP1570A BLACK
 DP1571M RED
 DP1571MB MIDNIGHT BLUE
 DP1572LT LIGHT TAN
 DP1572NT NEW TAN
 DP1572SB SHADOW BLUE

REAR COCKPIT PANEL

CP1595A BLACK
 CP1596M RED
 CP1596MB MIDNIGHT BLUE
 CP1594LT LIGHT TAN
 CP1597NT NEW TAN
 CP1595SB SHADOW BLUE



WHEEL ARCH PANEL KIT

WA1585A BLACK
 WA1586M RED
 WA1583MB MIDNIGHT BLUE
 WA1583LT LIGHT TAN
 WA1583NT NEW TAN
 WA1583SB SHADOW BLUE

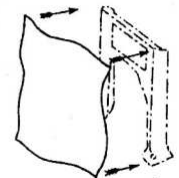
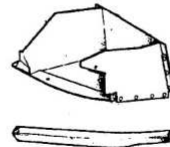
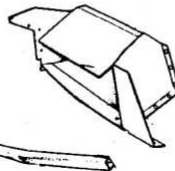


DOOR PANEL CLIPS (44) DP1583

PACKET SCREWS & CUPWASHERS SS100



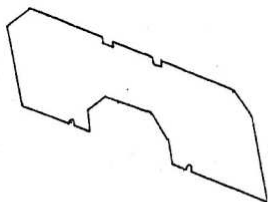
GLOVE BOXES & SUPPORT RAILS



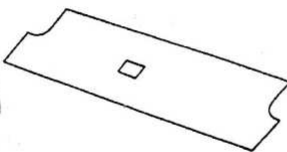
GB1632 LH LHD
 GB1630 LH RHD
 CR1623A LH (RAIL)

GB1633 RH LHD
 GB1631 RH RHD
 CR1624A RH (RAIL)

MATERIAL TO COVER DASH SUPPORT CR1625A




PETROL TANK BOARD PT1630A



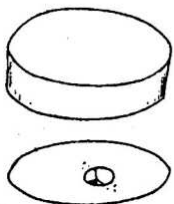
BOOT FLOOR MAT CK1627A.



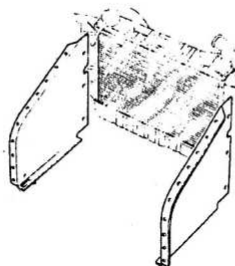
TOOL BAG TB1630A



PVC TOOL POUCH PT4003

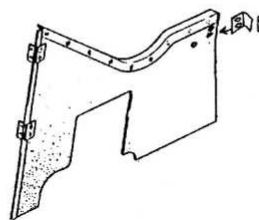


SPARE WHEEL COVER CK1628A

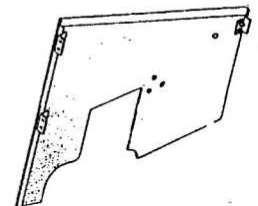


RADIATOR COWL PANELS

EV1640LH
 EV1641RH



ENGINE VALANCE PANEL RIGHT HAND

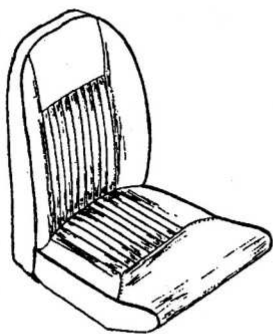


ENGINE VALANCE PANEL LEFT HAND

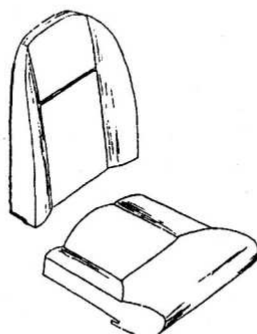
EV1646LH

SPARE WHEEL SUPPORT BOARD CK1629

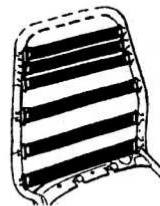
SPITFIRE MK.IV 1970-73



SEAT COVER KIT
(Non reclining-no headrests)
SC1506A BLACK
SC1506M RED
SC1506NT NEW TAN
SC1506SB SHADOW BLUE



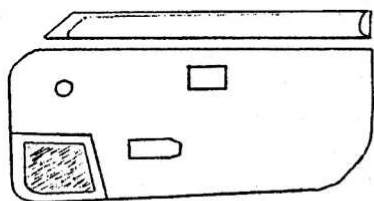
SQUAB FOAM
SF108 Left hand
SF109 Right hand
BASE FOAM
SF100 Right hand
SF101 Left hand



SIX PIECE SQUAB STRAP KIT
ST1538

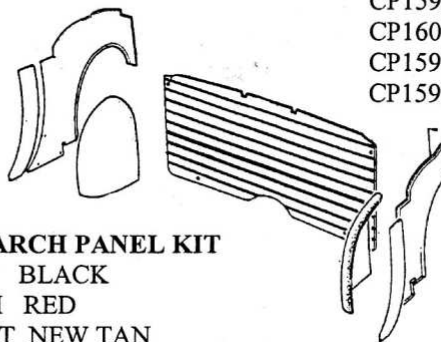
BLACK PVC DOOR CAPPINGS

DC1644A LEFT HAND DC1645A RIGHT HAND



PAIR OF DOOR PANELS
DP1575A BLACK
DP1576M RED
DP1574NT NEW TAN
DP1576SB SHADOW BLUE

DOOR PANEL CLIPS (44)
DP1583



WHEEL ARCH PANEL KIT
WA1585A BLACK
WA1586M RED
WA1583NT NEW TAN
WA1583SB SHADOW BLUE

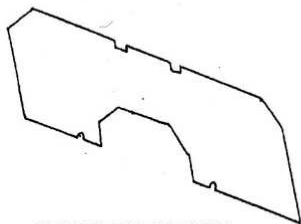
REAR COCKPIT PANEL

CP1599A BLACK
CP1600M RED
CP1598NT NEWTAN
CP1599SB SHADOW BLUE

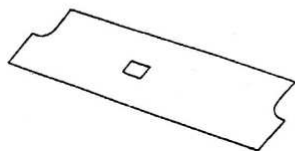
PACKET SCREWS & CUPWASHERS
SS100



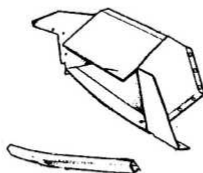
GLOVE BOXES & SUPPORT RAILS



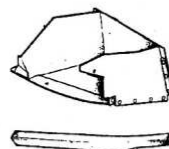
PETROL TANK BOARD
PT1626A



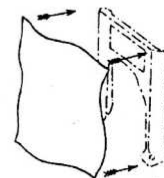
BOOT FLOOR MAT




GB1621B RH LHD
GB1622C LH RHD
CR1623A LH (RAIL)



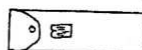
GB1621A LH LHD
GB1622D RH RHD
CR1624A RH (RAIL)



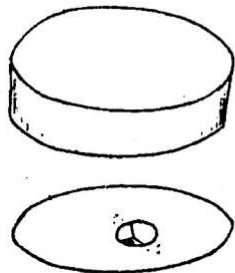
MATERIAL TO COVER DASH SUPPORT
CR1625A



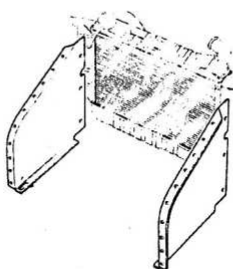
TOOL BAG
TB1630A



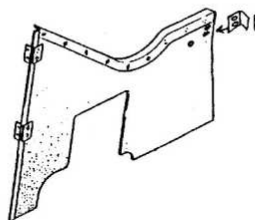
PVC TOOL POUCH
PT4003



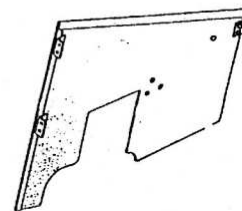
SPARE WHEEL COVER
CK1628A
SPARE WHEEL SUPPORT BOARD
CK1629



RADIATOR COWL PANELS
EV1640LH
EV1641RH

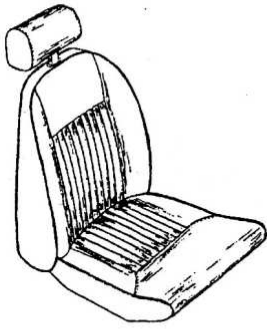


ENGINE VALANCE PANEL
RIGHT HAND



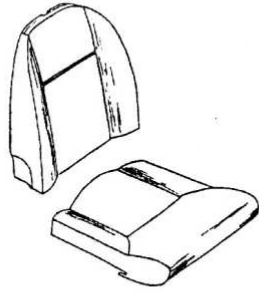
ENGINE VALANCE PANEL
LEFT HAND
EV1646LH

SPITFIRE MK.IV 1973-75



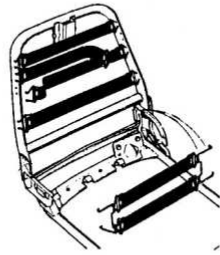
SEAT COVER KIT

- SC1511A BLACK
- SC1512X BEIGE
- SC1513C CHESTNUT
- SC1511M RED
- SC1514NT NEW TAN
- SC1515SB SHADOW BLUE



SQUAB FOAM SF102 (BOTH SEATS)

- ### BASE FOAM
- SF100 Right hand
 - SF101 Left hand



SIX PIECE SQUAB STRAP KIT ST1540



COMPLETE HEADRESTS

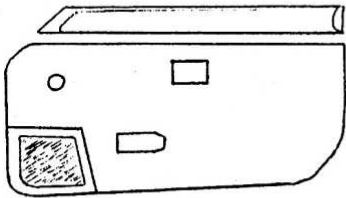
- HR1538A BLACK
- HR1540X BEIGE
- HR1541C CHESTNUT
- HR1539M RED
- HR1538NT NEW TAN
- HR1538SB SHADOW BLUE

HEADREST COVERS ONLY

- THC1530A BLACK
- THC1532X BEIGE
- THC1533C CHESTNUT
- THC1531M RED
- THC1534NT NEW TAN
- THC1534SB SHADOW BLUE

BLACK PVC DOOR CAPPINGS

DC 1644A -LEFT HAND D1645A -RIGHT HAND

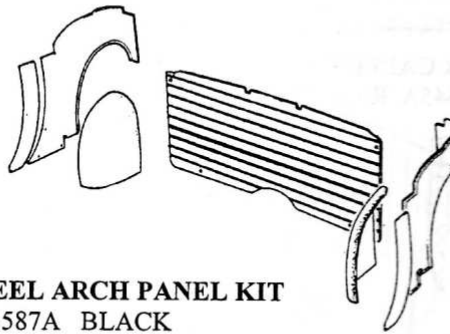


PAIR OF DOOR PANELS

- DP1580A BLACK
- DP1581X BEIGE
- DP1582C CHESTNUT
- DP1576M RED
- DP1582NT NEW TAN
- DP1582SB SHADOW BLUE



DOOR PANEL CLIPS (44) DP1583



WHEEL ARCH PANEL KIT

- WA1587A BLACK
- WA1588X BEIGE
- WA1589C CHESTNUT
- WA1586M RED
- WA1584NT NEW TAN
- WA1584SB SHADOW BLUE

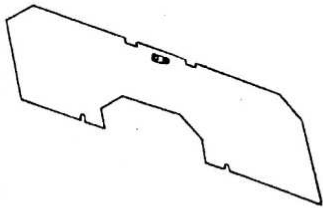
REAR COCKPIT PANEL

- CP1601A BLACK
- CP1602X BEIGE
- CP1603C CHESTNUT
- CP1600M RED
- CP1602NT NEW TAN
- CP1602SB SHADOW BLUE

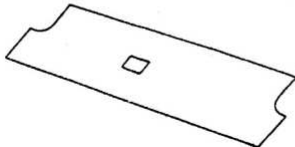


PACKET SCREWS & CUPWASHERS SS100

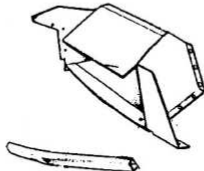
GLOVE BOXES & SUPPORT RAILS



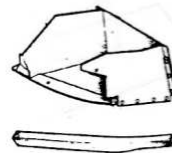
PETROL TANK BOARD



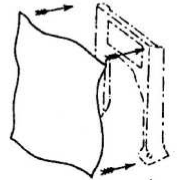
BOOT FLOOR MAT CK1627A



- GB1621B RH LHD
- GB1622C LH RHD
- CR1623A LH (RAIL)



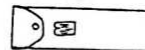
- GB1621A LH LHD
- GB1622D RH RHD
- CR1624A RH (RAIL)



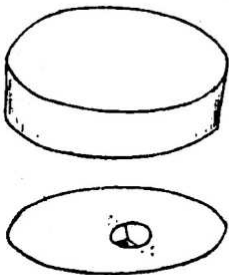
MATERIAL TO COVER DASH SUPPORT CR1625A



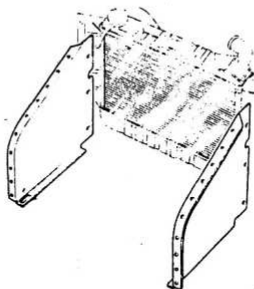
TOOL BAG TB1630A



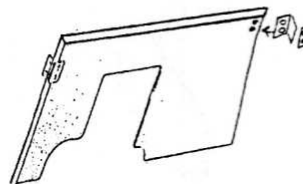
PVC TOOL POUCH PT4003



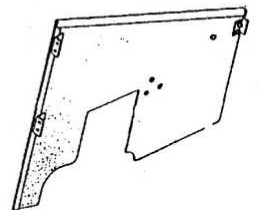
SPARE WHEEL COVER CK1628A SPARE WHEEL SUPPORT BOARD CK1629



RADIATOR COWL PANELS EV1640LH EV1641RH

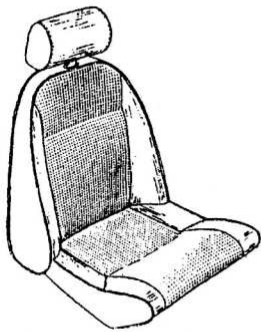


ENGINE VALANCE PANEL RIGHT HAND EV1647RH

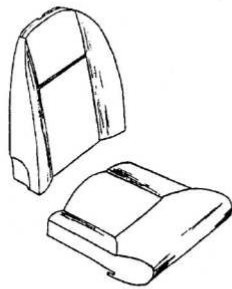


ENGINE VALANCE PANEL LEFT HAND EV1646LH

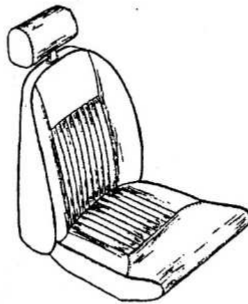
SPITFIRE 1500 1976-80



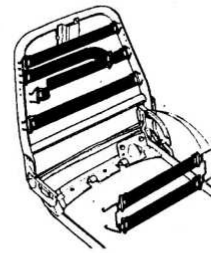
**SEAT COVER KIT
(HOUNDSTOOTH)**
SC1517A BLACK
SC1518X BEIGE



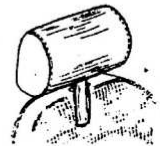
SQUAB FOAM
SF 104
BASE FOAM
SF100 RIGHT HAND
SF101 LEFT HAND



**SEAT COVER KIT
(VINYL)**
SC1519A BLACK
SC1520X BEIGE



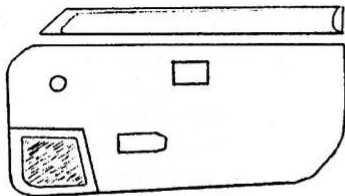
**SIX PIECE SQUAB
STRAP KIT**
ST1540



COMPLETE HEADRESTS
HR1537A BLACK
HR1540X BEIGE

HEADREST COVERS
THC1529A BLACK
THC1532X BEIGE

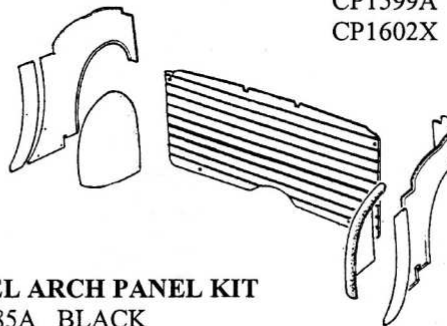
BLACK PVC DOOR CAPPINGS
DC1644A LEFT HAND DC1645A RIGHT HAND



PAIR OF DOOR PANELS
DP1575A BLACK
DP1581X BEIGE



**DOOR
PANEL
CLIPS (44)**
DP1583



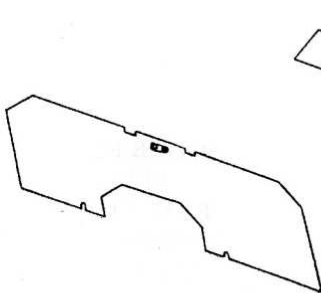
WHEEL ARCH PANEL KIT
WA1585A BLACK
WA1588X BEIGE

REAR COCKPIT PANEL
CP1599A BLACK
CP1602X BEIGE

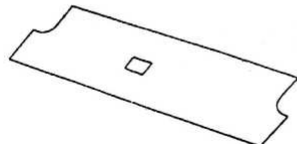


**PACKET SCREWS
& CUPWASHERS**
SS100

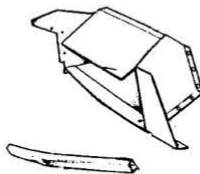
GLOVE BOXES & SUPPORT RAILS



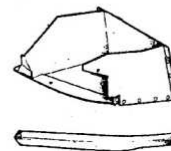
**PETROL TANK
BOARD**



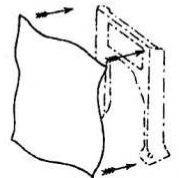
**BOOT FLOOR
MAT**
CK1627A




GB1621B RH LHD
GB1622C LH RHD
CR1623A LH (RAIL)




GB1621A LH LHD
GB1622D RH RHD
CR1624A RH (RAIL)



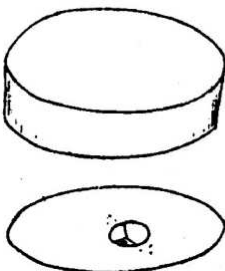
**MATERIAL TO
COVER DASH
SUPPORT**
CR1625A



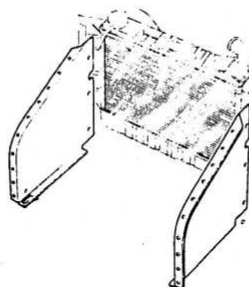
TOOL BAG
TB1630A



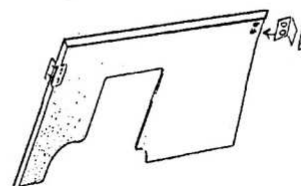
PVC TOOL POUCH
PT4003



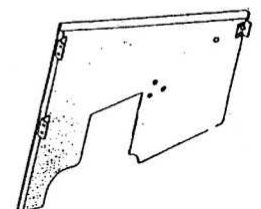
SPARE WHEEL COVER
CK1628A
**SPARE WHEEL SUPPORT
BOARD**
CK1629



**RADIATOR COWL
PANELS**
EV1640LH
EV1641RH



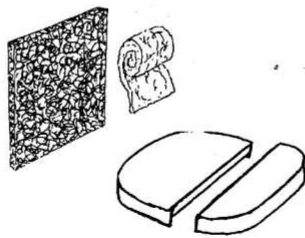
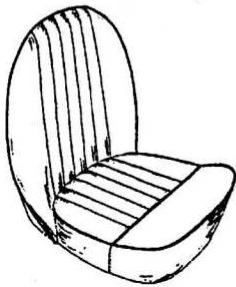
**ENGINE VALANCE
PANEL
RIGHT HAND**
EV1647RH



**ENGINE VALANCE
PANEL
LEFT HAND**
EV1646LH

U.K. SPEC SPITFIRE LEATHER SEATS 1962-80

SPITFIRE MK.I 1962-64

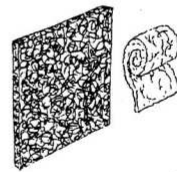
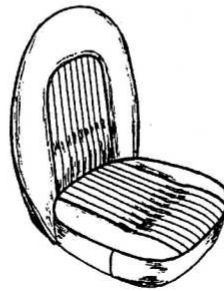


SEAT COVER KIT
 SC2056A BLACK
 SC2056M RED
 SC2056MB MIDNIGHT BLUE

SQUAB PADDING KIT
 SF666

BASE FOAM

SPITFIRE MK.II & III 1964-70

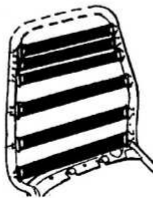
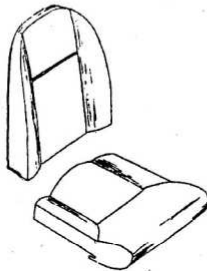
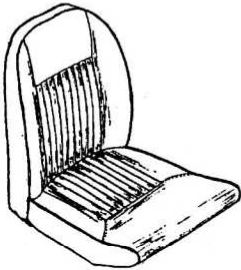


SEAT COVER KIT
 SC2057AW BLACK/WHITE
 SC2057MW RED/WHITE
 SC2057BW MIDNIGHT BLUE/

SQUAB PADDING KIT
 SF666

BASE FOAM
 SF105

SPITFIRE MK.IV 1970-73



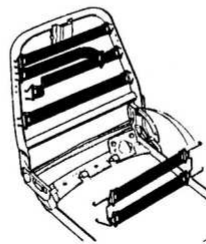
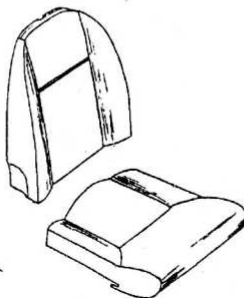
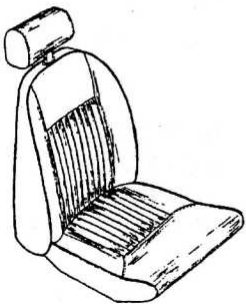
SEAT COVER KIT
 SC2053A BLACK
 SC2053M RED
 SC2053NT NEW TAN
 SC2053SB SHADOW BLUE

(Non reclining-no headrests)

SQUAB FOAM
 SF108 Left hand
 SF109 Right hand
BASE FOAM
 SF100 Right hand
 SF101 Left hand

SIX PIECE SQUAB STRAP KIT
 ST1538

SPITFIRE MK.IV 1973-75

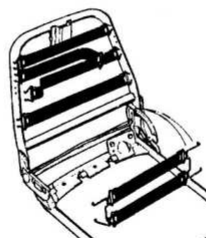
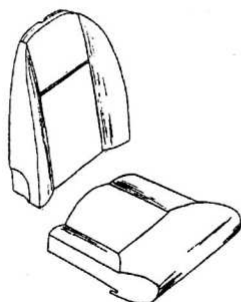
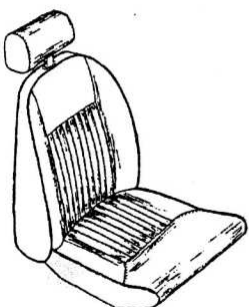


SEAT COVER KIT
 SC2054A BLACK
 SC2054X BEIGE
 SC2054NT NEW TAN
 SC2054SB SHADOW BLUE
 This seat kit includes headrest covers.

SQUAB FOAM
 SF102
BASE FOAM
 SF100 Right hand
 SF101 Left hand

SIX PIECE SQUAB STRAP KIT
 ST1540

SPITFIRE 1500 1976-80



SEAT COVER KIT
 SC2055A BLACK
 SC2055X BEIGE

SIX PIECE SQUAB STRAP KIT
 ST1540

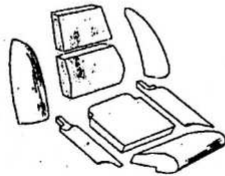
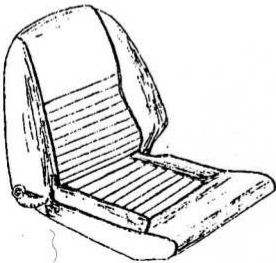
SQUAB FOAM
 SF 104
BASE FOAM
 SF100 RIGHT HAND
 SF101 LEFT HAND

This seat kit includes headrest covers

U.S. SPEC SPITFIRE SEATS 1968-73

MK 111 (APPROX 1968)

LOW BACK RECLINER
PLAIN FLUTES




SEAT FOAM KIT
(CAR SET)
SF123

VINYL SEAT KIT

SC1522A BLACK
SC1522M RED
SC1522MB MIDNIGHT BLUE
SC1522LT LIGHT TAN

LEATHER SEAT KIT

SC1523A BLACK
SC1523M RED



SQUAB STRAP KIT
ST1530
BASE STRAP KIT
ST668

MK 111 1969 - 70

HIGH BACK RECLINER
PLAIN FLUTES




SEAT FOAM KIT
(CAR SET)
SF127

VINYL SEAT KIT

SC1525A BLACK
SC1525M RED
SC1525MB MIDNIGHT BLUE
SC1525LT LIGHT TAN

LEATHER SEAT KIT

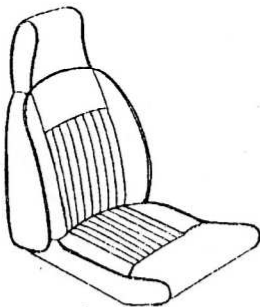
SC1539A BLACK
SC1539M RED



SQUAB STRAP KIT
ST1530
BASE STRAP KIT
ST668

MK 1V 1970 - 73

HIGH BACK RECLINER



PLAIN FLUTES ONLY

VINYL SEAT KIT

SC1526A BLACK
SC1526M RED
SC1526SB SHADOW BLUE
SC1526NT NEW TAN

LEATHER SEAT KIT

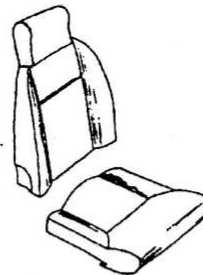
SC1527A BLACK
SC1527M RED
SC1527NT NEW TAN
SC1527SB SHADOW BLUE



PERFORATED FLUTES ONLY

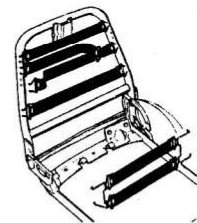
VINYL SEAT KIT

SC1535A BLACK
SC1535X BEIGE
SC1535C CHESTNUT



SQUAB FOAM
SF 128

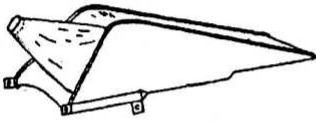
BASE FOAM
SF100 Right hand
SF101 Left hand



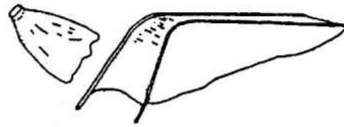
SIX PIECE SQUAB
STRAP KIT
ST 1540

Please refer to pages listing MK.IV and 1500 models for USA cars built after 1973. These cars used seats with separate headrests.

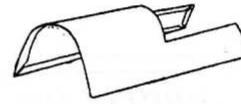
ACCESSORIES



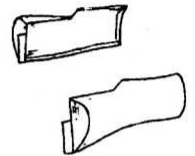
COMPLETE CENTRE ARMREST



CENTRE ARMREST RECOVERING KIT



TUNNEL COVER



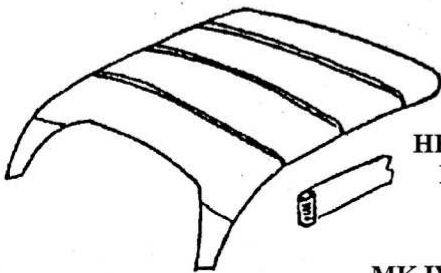
KNEE PADS

MK.IV MODELS (1973-75)

COLOUR	CONSOLE	RECON KIT	TUNNEL	KNEE PAD LH	KNEEPAD RH
BLACK	AR1631A1	AR1688A1	AR1632A1	AR1633A1	AR1634A1
BEIGE	AR1631X	AR1690X	AR1632X	AR1633X	AR1634X
CHESTNUT	AR1631C	AR1692C	AR1632C	AR1633C	AR1634C
RED	AR1631M	AR1691M	AR1632M	AR1633M	AR1634M
NEW TAN	AR1631NT	AR1693NT	AR1632NT	AR1633NT	AR1634NT
SHADOW BLUE	AR1631SB	AR1695SB	AR1632SB	AR1633SB	AR1634SB

1500 MODELS (1976 on)

BLACK	AR1631A2	AR1632A2	AR1632A2	AR1633A2	AR1634A2
BEIGE	AR1631X	AR1690X	AR1632X	AR1633X	AR1634X

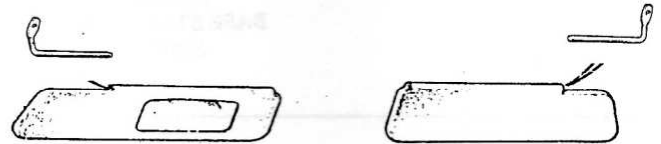


HEADLINING KITS FOR FACTORY HARDTOPS

MK.III MODELS
HL1640L SILVER GREY

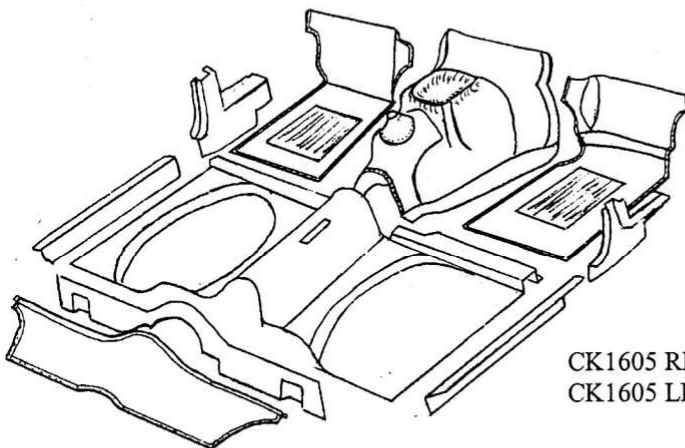
MK.IV/1500 MODELS
HL1639A BLACK
HL1639L SILVER GREY
HL1639W WHITE

1970-80 MODELS ONLY



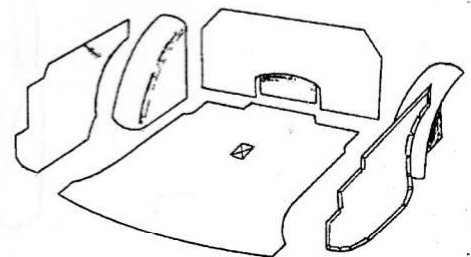
PASSENGER SIDE SUNVISOR 823321 LHD 823311 RHD PIVOT 630932
DRIVERS SIDE SUNVISOR 823381 LHD & RHD PIVOT 630933

MOULDED CARPET SET 1961-80



CK1605 RHD
CK1605 LHD

BOOT CARPET KIT ALL MODELS



CK1651A - Mks 1 / 11 & 111

CK1611A - Mks 1V / 1500

Our moulded carpet sets have been on the market now for many years and the response we are getting today is the same as when we launched them in the mid 1980's. Not only are people delighted with the finished appearance, but also with the short time it takes to fit them. You actually only require 7/16" & 3/4" spanners for removing the seats and the seat belts, screwdrivers, scissors and probably an 1/8" drill for fitting the floor studs. We do not supply glue with these sets, so we would suggest you use contact adhesive which can be purchased from any Hardware store. This set has been designed for all four cylinder Spitfires and is available in LH or RH drive versions. Fitting instructions are included.

Without this kit there is an awful lot of paint showing in the boot. This kit comprises of a petrol tank board covered in carpet, a pair of boards again covered in carpet that fit down either side, a carpeted floor mat and tailored wheel arch covers. All the metalwork is covered and this black kit looks superb when fitted.

TRIUMPH GT6 TRIM

We have been producing GT6 trim now for several years and during this period have developed certain new items that are included in this brochure. All along it has been necessary for us to compromise on a number of products as certain carpet and vinyl materials are not available. This is because it is not commercially viable for us to have these materials remade due to the very low numbers of cars in certain colours still in circulation.

We are pleased to be able to offer a complete range of seat cover kits for all GT6 cars, irrespective of whether or not they are UK or USA specification vehicles. On the following pages we have given as much detail as possible about these seat kits, together with detailed drawings to help you identify the various types. The plain vinyl seats are not really a problem nor are the leather equivalents, but you will see we can only offer black perforated vinyl kits, other colours can only be made with plain vinyl flutes because of the lack of perforated material. The same problem applies to MK.111 Seat kits with cloth faces. Here we can only offer Black or New Tan for this model. We are now able to offer foam kits for the MK.1 and 11 seats. Originally integrally moulded foams were used on the sides of these particular seats and they do tend to disintegrate over a long period of time, so you will probably find that even if the seats look reasonable, when you remove the old covers, you will find very little underneath. We have now developed a range of special fabricated foam sets so that you can create the original shapes, from our experience we would suggest that a skilled Trimmer be asked to recover your MK.1 and 11 seats as these are not the easiest to do. We would also strongly recommend that you purchase the relevant foam kit when ordering your seat kit as basically they have been designed together.

Mk.111 Seat kits are a different matter, as all the seat foams and headrests or covers are available, so any competent DIY enthusiast will be able to fit these seat kits in conjunction with our fitting instructions. We can also offer replacement MK.1,11 and 111 seat strap kits for the squab frames. However tooling for the original Mk.1 and 11 base frame diaphragm is no longer in existence, so we have developed a strap kit instead. You will need to drill a few extra 1/8" holes to fit these straps.

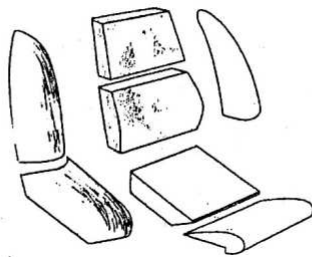
For MK1 and 11 models the remainder of the trim is identical except for the glove boxes which changed with the introduction of a new dash panel on MK11 models. Tooling for the sunvisors on these models is long gone and is too expensive to reintroduce. The trim changed considerably on MK.111 cars as can be seen from the following illustrations as did the colours and grain of the materials used. Common to all models are the engine valence panels, headlining kits and radiator cowl.

The moulded carpet sets we have developed are now available in several colours. As you probably know all GT6 door panels have a carpet section on the lower edge which originally matched the colour of the vinyl. On black door panels this is not a problem, but on other colours we can only offer you black carpet.

Our wheel arch panel kits come with an extra piece of material to cover the "B" post area. The headlining kits come ready sewn so that all you need to do is swap the supporting rails over and put it in!! (You'll probably need about 8-10 hours in a warm atmosphere.)

TRIUMPH GT6 MK.I & II


**MK.I (1966-68) UK & USA
MK.II (1968-69) UK ONLY**



**SEAT FOAM KIT
(CAR SET)
SF121**

VINYL SEAT KIT

SC1530A BLACK
SC1530M RED
SC1530MB MIDNIGHT BLUE

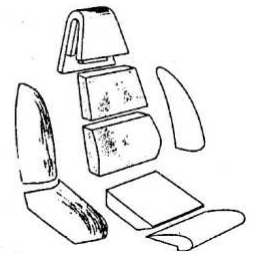


**SQUAB STRAP KIT
ST1530
BASE STRAP KIT
ST668**

LEATHER SEAT KIT

SC1531A BLACK
SC1531M RED
SC1531MB MIDNIGHT BLUE

**MK.II (1969)
USA ONLY**



**SEAT FOAM KIT
(CAR SET)
SF125**

VINYL SEAT KIT

SC1532A BLACK
SC1532M RED
SC1532MB MIDNIGHT BLUE
SC1532LT LIGHT TAN
(DIAMOND PATTERN FLUTES)





**SQUAB STRAP KIT
ST1530
BASE STRAP KIT
ST668**

LEATHER SEAT KIT

SC1533A BLACK
SC1533M RED
SC1533MB MIDNIGHT
BLUE
SC1533LT LIGHT TAN


**MK.II (1969-70) UK ONLY
RECLINING TYPE**



**SEAT FOAM KIT
(CAR SET)
SF123**

VINYL SEAT KIT

SC1534A BLACK
(PERFORATED FLUTES)
SC1522M RED
SC1522MB MIDNIGHT BLUE
SC1522LT LIGHT TAN
(PLAIN FLUTES ONLY)

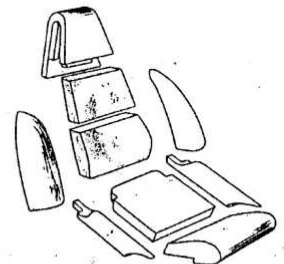
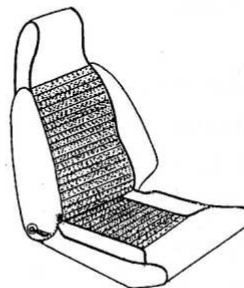


**SQUAB STRAP KIT
ST1530
BASE STRAP KIT
ST668**

LEATHER SEAT KIT

SC1536A BLACK
SC1536M RED
SC1536MB MIDNIGHT BLUE
SC1536LT LIGHT TAN
(PLAIN FLUTES ONLY)

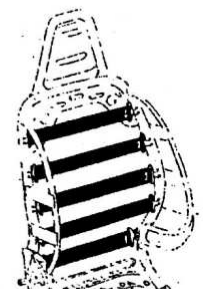
**MK.II (1969-70) USA ONLY
RECLINING HIGHBACK**



**SEAT FOAM KIT
(CAR SET)
SF127**

VINYL SEAT KIT

SC1537A BLACK
(PERFORATED FLUTES)
SC1538M RED
SC1538MB MIDNIGHT BLUE
SC1538LT LIGHT TAN
(PLAIN FLUTES ONLY)



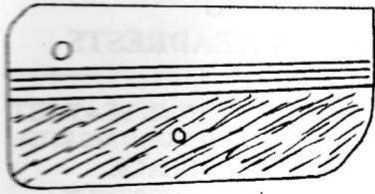
**SQUAB STRAP KIT
ST1530
BASE STRAP KIT
ST668**

LEATHER SEAT KIT

SC1539A BLACK
SC1539M RED
SC1539MB MIDNIGHT BLUE
SC1539LT LIGHT TAN
(PLAIN FLUTES ONLY)

GT6 MK. I & II

MK.I & II DOOR PANELS



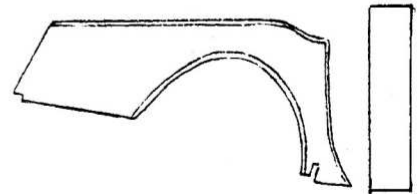
DP1561A BLACK
 DP1561M RED
 DP1561MB MIDNIGHT BLUE
 DP1561LT LIGHT TAN

PVC DOOR TOP CAPPINGS




DC1644A LEFT HAND
 DC1645A RIGHT HAND

REAR WHEEL ARCH PANELS



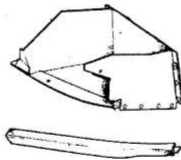
WA1562A BLACK
 WA1562M RED
 WA1562MB MIDNIGHT BLUE
 WA1562LT LIGHT TAN

CONSOLE RECOVERING KIT



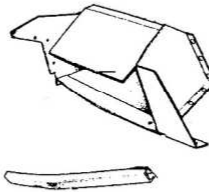
AR1698A BLACK ONLY

GLOVE BOXES & SUPPORT RAILS



MK.I ONLY
 GB1631 RH RHD
 GB1632 LH LHD
 CR1623A LH RAIL

MK.II ONLY
 GB1622D RH RHD
 GB1621A LH LHD
 CR1624A RH RAIL

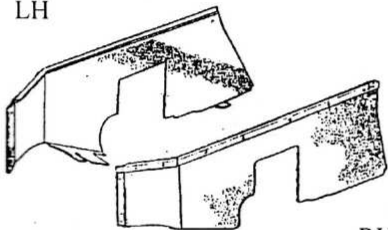


MK.I ONLY
 GB1630 LH RHD
 GB1633 RH LHD
 CR1623A LH RAIL

MK.II ONLY
 GB1622C LH RHD
 GB1621B RH LHD
 CR1624A RH RAIL

ENGINE VALANCE PANELS

LH



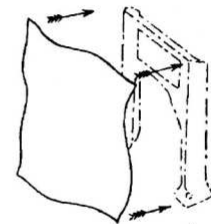
VP1642 LH
 VP1643 RH

RH



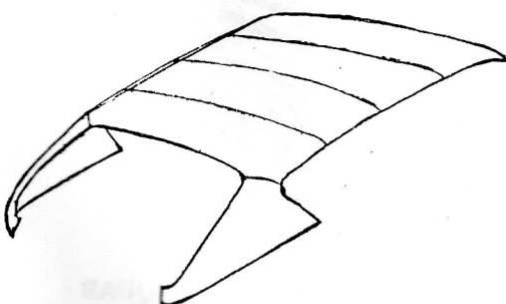
DOOR PANEL CLIPS
 PACKET OF 44
 DP1583

DASH RAIL SUPPORT MATERIAL



CR1625A BLACK

HEADLINING KIT

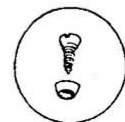


HL1637L LONGHORN SILVER
 HL1638W PLAIN WHITE
 HL1638A BLACK

RADIATOR COWL



RC1645A



**SCREWS &
 CUPWASHERS**
 PACKET OF 20 PAIRS
 SS100

TAILGATE PANEL KIT

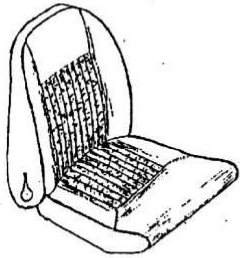


TP1563A BLACK

TRIUMPH GT6 MK.III

ALL SEAT KITS BELOW ARE MADE IN ROUGH GRAIN 1290 VINYL.

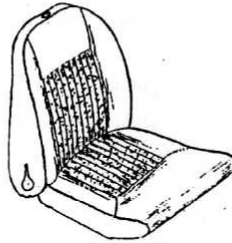
MK.III (1971-Jan 73) UK ONLY RECLINING-NO HEADRESTS



VINYL SEAT KIT
SC1550A BLACK
(PERFORATED CENTRES)

LEATHER SEAT KIT
SC1553A BLACK
(PLAIN FLUTES ONLY)


MK.III (1970-71) USA MODELS RECLINING PROVISION FOR HEADRESTS



VINYL SEAT KIT
(PERFORATED CENTRES KITS)
SC1552A BLACK
SC1552C CHESTNUT
(PLAIN CENTRED KITS)
SC1514NT NEW TAN
SC1515SB SHADOW BLUE

LEATHER SEAT KIT
SC2054A BLACK
SC2054C CHESTNUT
SC2054NT NEW TAN
SC2054SB SHADOW BLUE
(Headrest covers included in these leather kits. Plain flutes only available)

MK.III (From Feb 73) UK & USA MODELS



**CLOTH FACED
COVER KITS**
SC1556A BLACK
SC1556NT NEW TAN

LEATHER SEAT KITS
SEE MK.III (1970-71)USA
MODELS
THE SEATS ARE THE
SAME

MK. 111 (1971-Jan 73) USA MODELS ONLY HIGH BACK RECLINER

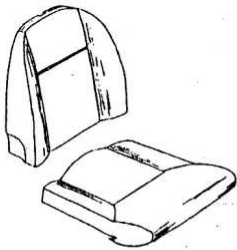


VINYL SEAT KIT
PERFORATED FLUTES
SC1535A BLACK


PLAIN FLUTES
SC1526M RED
SC1526SB SHADOW BLUE
SC1526NT NEW TAN

LEATHER SEAT KIT
PLAIN FLUTES ONLY
SC1527A BLACK
SC1527M RED
SC1527SB SHADOW BLUE
SC1527 NEW TAN

ACCESSORIES



SEAT FOAMS
SF100 RH (BASE)
SF101 LH (BASE)
SF102 (SQUAB)

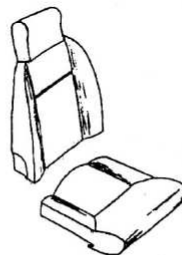


SQUAB STRAP KIT
ST1540

HEADRESTS
HR1538A BLACK
HR1538NT NEW TAN
HR1541C CHESTNUT
HR1538SB SHADOW BLUE

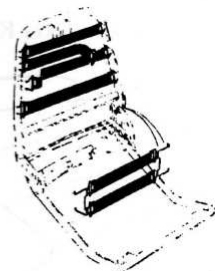


HEADREST COVERS
THC1530A BLACK
THC1533C CHESTNUT
THC1534NT NEW TAN
THC1534SB SHADOW BLUE



SQUAB FOAM
SF128


BASE FOAM
SF100 Right hand
SF101 Left hand



**SIX PIECE SQUAB
STRAP KIT**
ST1540

GT6 MK. III

PAIR OF DOOR PANELS




DP1635A BLACK
DP1635SB SHADOW BLUE
DP1635NT NEW TAN

PVC DOOR TOP CAPPINGS



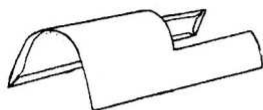
DC1644A LEFT HAND
DC1645A RIGHT HAND

REAR WHEEL ARCH PANELS



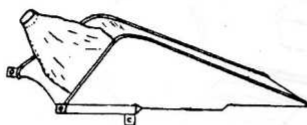
WA1636A BLACK
WA1636SB SHADOW BLUE
WA1636NT NEW TAN

TUNNEL COVER



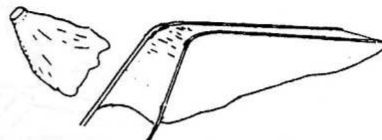
AR1632A1 BLACK
AR1632SB SHADOW BLUE
AR1632NT NEW TAN

COMPLETE CONSOLE




AR1631A1 BLACK
AR1631SB SHADOW BLUE
AR1631NT NEW TAN

CONSOLE RECOVERING KIT



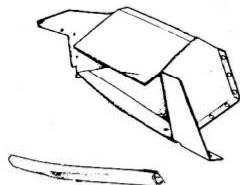
AR1688A1 BLACK
AR1695SB SHADOW BLUE
AR1693NT NEW TAN

RADIATOR COWL



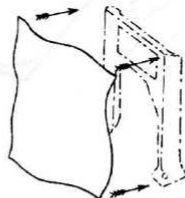
RC1645A

GLOVE BOXES & SUPPORT RAILS



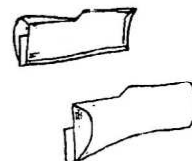
GB1621B RH LHD
GB1622C LH RHD
CR1623A LH (RAIL)

DASH RAIL SUPPORT MATERIAL

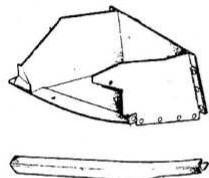


CR1625A BLACK

KNEE PADS

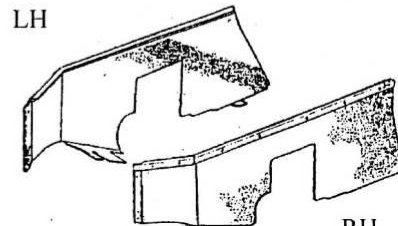


AR1633/4A1 BLACK LH/RH
AR1633/4SB SHADOW BLUE LH/RH
AR1633/4NT NEW TAN LH/RH



GB1621A LH LHD
GB1622D RH RHD
CR1624A RH (RAIL)

ENGINE VALANCE PANELS



VP1642 LH
VP1643 RH

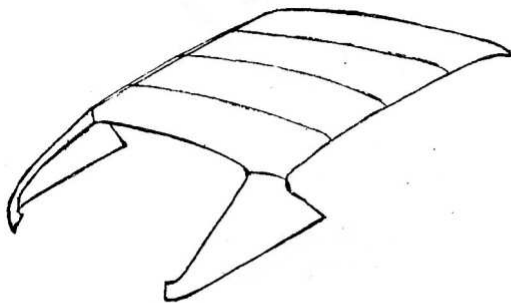


SCREWS & CUPWASHERS
PACKET OF 20 PAIRS
SS100



DOOR PANEL CLIPS
PACKET OF 44
DP1583

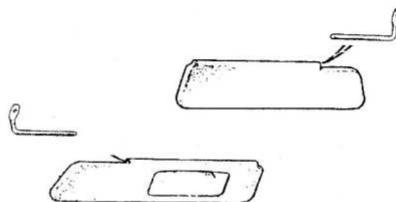
HEADLINING KIT



HL1637L LONGHORN SILVER
HL1638W PLAIN WHITE
HL1638A BLACK

DRIVERS SIDE SUNVISOR

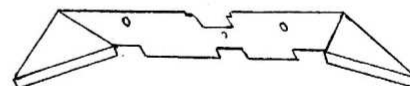
823381 LHD & RHD
PIVOT 630933



PASSENGER SIDE SUNVISOR

823321 LHD 823311 RHD
PIVOT 630932

TAILGATE PANEL KIT

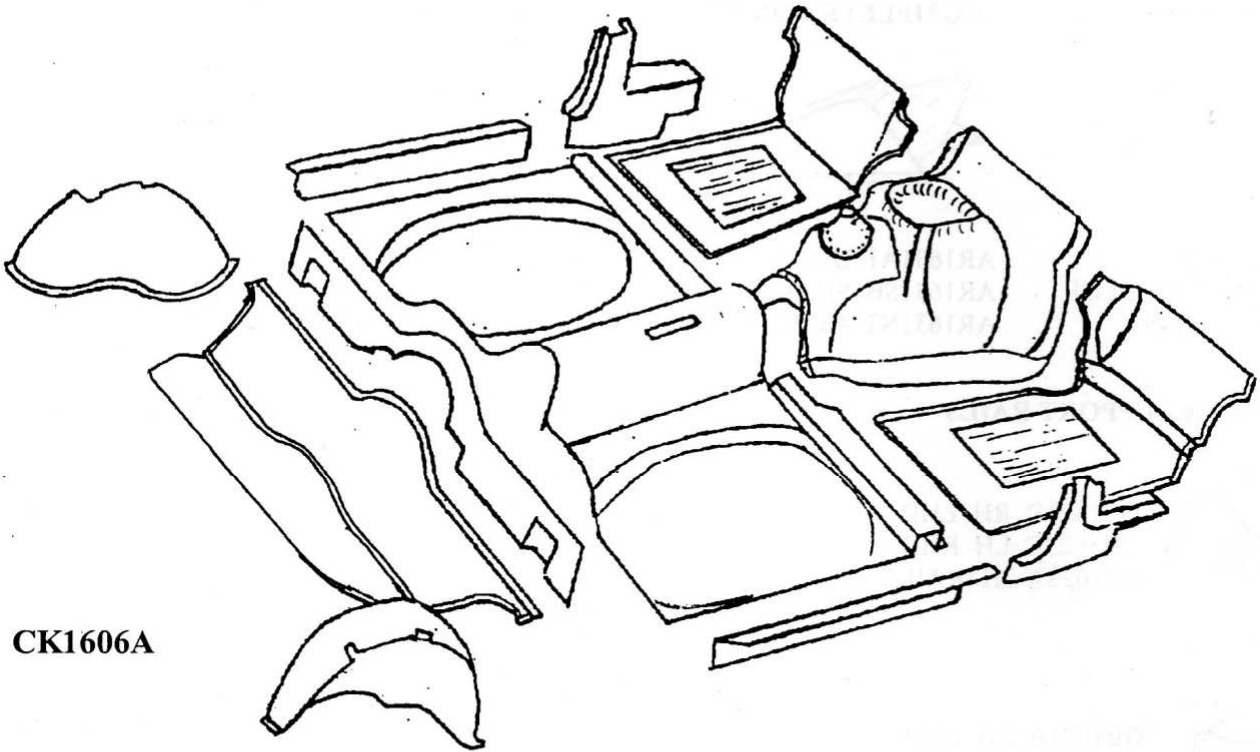


TP1637A BLACK

GT6 MOULDED CARPET SETS

Continuing the theme of us providing the best carpet sets for all the models listed in this brochure, our sets for all GT6 models are of the same quality and designed not only for easy installation, but also to look superb when fitted.

The main set illustrated below will fit any model of GT6. Please note that we have listed the rear load area carpets separately as there are differences between various models. Mk.I & II models were produced with or without rear seats, so if your car does not have these seats, then the longer carpet will be required. Mk.III models were not produced with rear seats, so there is only one mat available. A Mk.III mat will not fit earlier models, because of the different position of the fuel filler neck. The main carpet kit comes complete with a set of eight carpet fixings and floor studs, the rear load area carpets also come with a set of six carpet fixings and floor studs. These carpet sets are only available in black.

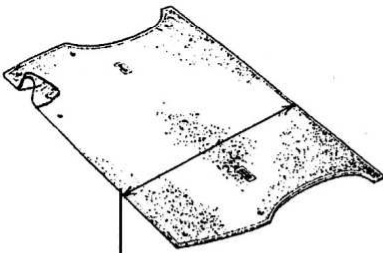


REAR LOAD AREA CARPETS

Mk.I & II only

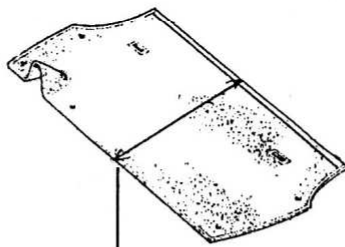
Mk.I & II only

Mk.III only



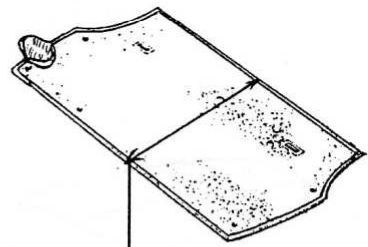
41.5" LONG

CK1609A
LONG TYPE



31.5" LONG

CK1608A
SHORT TYPE



31.5" LONG

CK1610A
SHORT TYPE ONLY