

NEWTON
COMMERCIAL



classic car interior trim

Treat your

Mini

to a new interior



FIFTH EDITION

Contents

- 3** Introduction and About This Brochure
- 4** Moulded Carpet Sets
- 5** Mini Dash/Speedo Panels
- 6** Head-linings and Sunvisors
- 7** Bonnet Insulation Pads
- 8** Replica Reclining Seats
- 9** Suffolk Reclining Seats
- 10** Interior Trim Panel Kits – Monte Carlo
- 11** Seat Cover Sets – Monte Carlo

Parts by Model

- 12** Mini Saloons and Travellers Mk I Early
- 13** Early Mini Interior Trim 1959-62
- 14** Morris Mini Minor – 1959-62
- 15** Austin Seven 1959-62
- 16** Mini Mk I Saloons 1962-67
- 18** Mini Traveller Mk I 1960-67
- 20** Mini Cooper Mk I 1962-67
- 22** Mini MkII 1967-70 Saloons and Coopers
- 24** Mini Traveller MkII 1967-70
- 26** Riley Elf and Wolseley Hornet
- 28** Mini Van and Mini Pick-up
- 30** Mini MkIII 1970-76 Saloons and Cooper
- 32** Mini Clubman Range 1970-80
- 36** Mini Saloons 1985-92 and Cooper
- 38** Mini Saloons 1993-95
- 40** Mini Saloons 1996-2000
- 42** Italian Minis – Innocenti
- 44** Innocenti
- 46** Minis Overseas
- 47** Colour Samples

Ordering Methods



All our Mini goods are available for viewing and can be ordered via our secure service at www.newtoncomm.co.uk alternatively you can e-mail the sales office at sales@newtoncomm.co.uk.



By post to:
Newton Commercial,
Eastlands Industrial Estate,
Leiston, Suffolk IP16 4LL



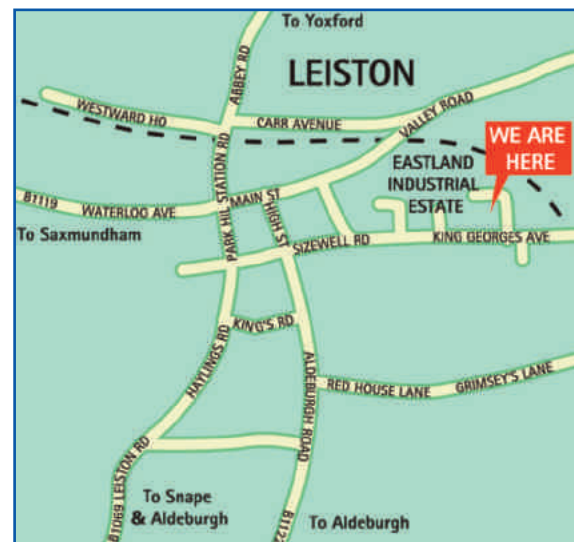
By telephone or fax:
The sales office phone lines are open from 9.00-4.30pm Monday-Friday. There will be an answering service at all other times.

**Telephone: +44 (0) 1728 832880 or
Fax: +44 (0) 1728 832881**



Payment can be accepted by form of Credit or Debit card with the above logos, if you wish to send a cheque please make payable to Newton Commercial stating Card Number and expiry date. If Switch, please state issue no.

How to find us:



Cover photograph by Matt Woods



Introduction

Established in 1979, Newton Commercial has become a world leader in the manufacture of British classic car interior trim. We are proud to be an approved trim manufacturer for British Motor Heritage, whose approved workshops and wholesalers throughout the world continually monitor the quality of our goods. We have been awarded the 'Investor in People' certificate for the fourth successive time and continue to invest in our staff, such as providing a successful apprenticeship scheme. We also work closely with the Institute For Manufacturing at Cambridge University which is the Management Consultancy department within their engineering facility. We have been awarded the Suffolk Carbon Gold Award in 2011 and 2014 for our 'green' credentials as well as being a finalist of 'Suffolk's Greenest Business' in 2014.

About this brochure

From 1959 to the year 2000, over 5 million Minis were made. The Mini industry keeps growing and growing and this iconic car is much loved around the world. With this brochure we attempt to cover the entire Mini era, and in doing so, help to keep the heritage of the Mini alive.

Over the years we have spent considerable time and money on tooling and materials to recreate original patterns, grains and correct colours of materials. Our range of trim which extends to the mid 1970's is extensive and is the best in the world. As with most things there are certain colours that were never popular, so we have not been able to reproduce some colours, as it is not feasible to do so.

This also applies to many colour combinations that were originally offered during the late 70's through the late 80's. The factory was for ever building limited editions of about 1000 models with many different styles. These materials are not available today, but we now offer our Monte Carlo range of trim (see page 11). You can now buy seat covers and trim panels to match which will rejuvenate your interior. Alternatively you can update your Mini with our Suffolk reclining seats, our replica reclining seats or our bucket seats. Apart from giving you line drawings for every model we cater for, we have also made every effort to give you colour pictures so that you can recognise your requirements and see our quality as well. We hope you enjoy our brochure as much as we have enjoyed putting it together for you.



Colours Available


Black, Biscuit, Blue, Grey, Green, Powder Blue and Red

Moulded Carpet Sets – For all Classic Minis

MINI MK.I, II, III MODELS UP TO 1973 RILEY ELF & WOLSELEY HORNET

The same floor pan was used on all cars until British Leyland changed the gearbox mechanism to a rod change system in 1973. Until then the front floor pan had a rounded centre tunnel with a bulge on the right hand side. On very early Minis this bulge held the floor mounted starter button.

The carpets are designed to fit both LHD and RHD cars and have markings underneath to denote positions of the steering wheel. Full fitting instructions are included. The Estate/Traveller rear luggage compartment carpet sets are sold separately.



Description and Part Numbers


Saloons up to 1973	CK960
Estate/Travellers up to 1970	CK970
Van and Pick Up	CK974
Estate/Traveller Rear Carpet Set 1963-66	CK971
Traveller /Clubman Estate Rear Carpet Set 1966-80	CK972

We have developed our own special moulding tools for front and rear saloon carpets, allowing them to fit the floor pan exactly. Both these items are backed with insulation material as are the two front wheel arch pieces and the front bulkhead carpet. We also include a pair of sill carpets, a full cross member piece, a handbrake gaiter, carpet clips and floor studs.

MINIS 1973 onwards

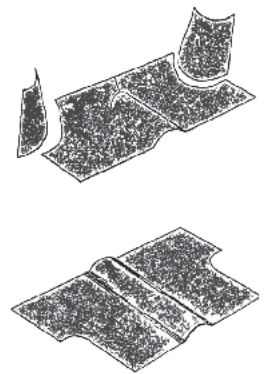
As explained above, a new front floor pan was introduced with the tunnel being squarer and a different shape. For saloons, both the front and rear floor carpets are moulded, with insulation under these and the front wheel arches and the bulkhead mat. We do not supply a handbrake gaiter with this set as the carpet is moulded around the lever.

Our sets for the Clubman Estate, Van and Pickup have moulded front carpets but not a moulded rear section. All these sets will fit both LHD and RHD cars. Floor fixing clips and full fitting instructions are included in each kit.



Description and Part Numbers

Mini/Clubman Saloons	CK962
Clubman Estate	CK955
Clubman Estate Rear Carpet Set 1970-80	CK972
Van and Pick Up	CK973



UNDERFELT KIT CK900

Fits all Mini saloons

OVER MAT SETS

These Deluxe overmats are unique in that they have the official MINI wings logo stamped into each mat. We have a licence from BMW AG & British Motor Heritage to use these official logos. The heavy duty nylon carpet is backed with a non slip rubber backing. They are designed to fit exactly into the front footwells and the rear set will allow the seat frame to rest on the original plastic slide in the rear area. These are available in Black and Grey. Available as 2 or 4 piece sets.

These mat sets are available with Black binding as standard, contrasting binding is also available in Blue, Grey and Red upon request.

Description and Part Numbers

2 Piece set – 1959-73	CK993
4 Piece set – 1959-73	CK996
2 Piece set – 1973 onwards	CK991
4 Piece set – 1973 onwards	CK992
Estate/Traveller 1960-70 – 4 piece set	CK998
Clubman Estate 1970 onwards	CK997



Mini Dash/Speedo Panels

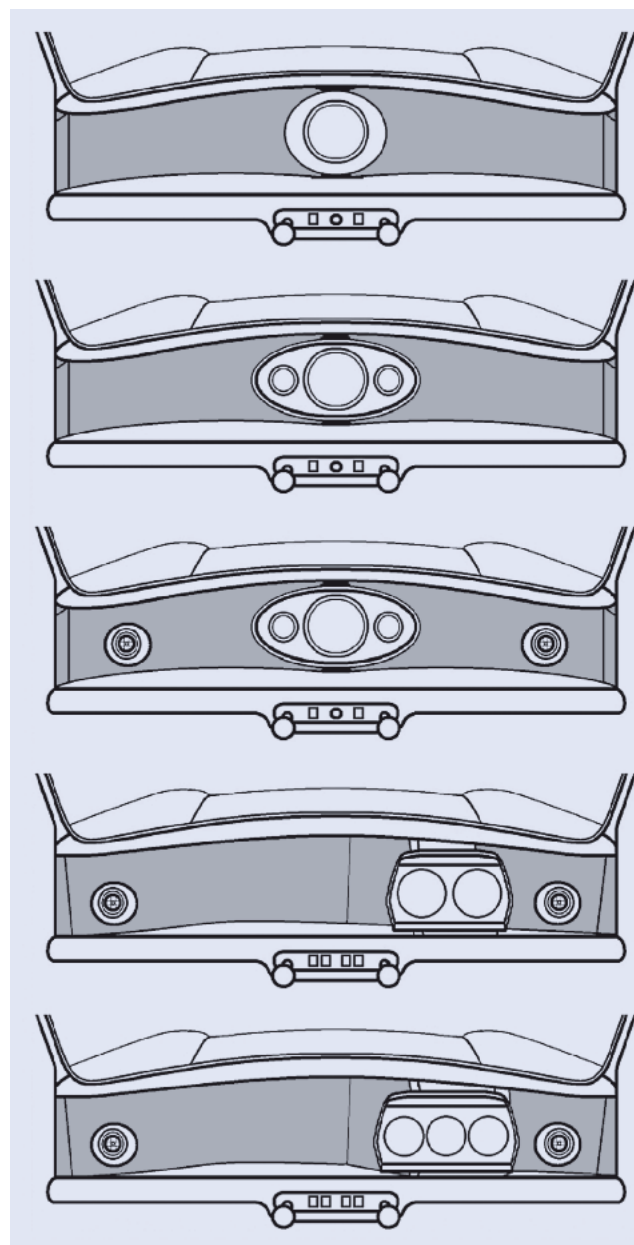
Over the years there were a number of changes that were made to the Mini's dash layout, usually related to the equipment levels. Many cars have been altered from their original spec, with owners wishing to reinstate the original dash layout, while others are still looking to modify or upgrade their cars from the original specification. Beware here; some styles appear identical in each of the various vehicles but are often of a different pattern altogether (850 van and 850 saloon for example), with variations again as to whether painted or trimmed in material. We have listed here all of the various original styles that we reproduce, so that you can be sure the parts you order are correct for your car.

The first cars built were incredibly spartan as designed – only the centrally mounted speedometer projected from the lining panels,

so as to leave plenty of space in the dash tray. Soon better equipped Deluxe versions were added to the range, and most of the 998cc cars that went on to be built featured the more familiar oval binnacle with temperature and oil pressure gauges set either side of the combined Smiths speedometer/fuel gauge. The Mk3 Wolseley Hornet of 1966 introduced the novel 'eyeball' air vents designed to give face level ventilation; these vents later became an option on 1000 saloons and finally some of the very late 850 models with an oval binnacle, however they were never an option on any vehicle with the single round speedometer. Bizarrely round speedometer and corresponding plain panels either side, continued to be used on a very few basic 'City' branded 998cc models, after the 848cc engine had gone out of production into the early

1980s; these cars are now very rare indeed.

The Clubman and 1275GT of 1969 heralded a much more modern arrangement with the clocks set in front of the driver in a plastic moulded surround; the standard saloons were equipped with two clocks (speedometer and combined gauge for fuel and water), while the GT benefitted from these as well as the addition of a tachometer. The Clubman and 1275GT models incorporated the eyeball vents as standard, being better equipped vehicles from the first to bring the mini into line with the comfort and appeal levels of newer and more modern Leyland cars. The offset speedo continued to be used on many of the later variants of the car into the 1990s, the three clock arrangement again being normally reserved for the better spec models until it became standard.



SINGLE ROUND SPEEDO

ALL 1959 – 62 EARLY SALOONS, SOME BASE MODEL 850 AND 1000 SALOONS TO END OF MK4 PRODUCTION, BASE MODEL MINI VAN AND/OR PICKUP.

- DT 3101 EARLY FLECK COVERED
- DT 3024 PLAIN MATERIAL COVERED MK1 & MK2
- DT 3029 PLAIN MATERIAL COVERED MK3 ON
- DT 3040 VAN & PICKUP (PLAIN BLACK PAINTED)

OVAL SPEEDO BINNACLE

SOME 850 DELUXE MODELS, 998cc ENGINED MK1 & MK2 CARS, MK3 'MINI 1000', AND WOLSELEY HORNET MK1 & MK2.

- DT 3021 PLAIN MATERIAL COVERED MK1 (INCLUDING MK1 & MK2 WOLSELEY)
- DT 3034 PLAIN MATERIAL COVERED MK2
- DT 3026 PLAIN MATERIAL COVERED MK3 ON

OVAL SPEEDO BINNACLE WITH 'EYEBALL' AIR VENTS

WOLSELEY HORNET MK3
 SOME LATE MK3 AND ALL MK4 MINI 1000 MODELS
 VERY LATE 850 SUPER DELUXE MODELS

- DT 3038 (ALL MODELS SO FITTED)

OFFSET SPEEDO TWIN CLOCK

CLUBMAN SALOONS
 CLUBMAN ESTATES
 LATE LOW SPEC STANDARD SALOONS CARS (Late MK4 onwards)

- DT 3047 RHD OFFSET
- DT 3048 LHD OFFSET

OFFSET SPEEDO THREE CLOCK

ALL 1275GT MODELS
 MOST TOP SPEC LATE SALOONS AND LIGHTNING COOPERS

- DT 3047 RHD OFFSET
- DT 3048 LHD OFFSET

ALL SOLD AS PAIRS/SETS

Colours Available

Grey, Cream Crackle, White, Grey Nylon Cloth

Head-linings and Sunvisors

We can produce a full range of Mini head-linings for models produced over the years. The Mk1 and Mk2 head-linings were fitted onto a pair of frames before installation into the cars, and our kits are supplied as a two-piece recovering kit for this purpose, including spare material to cover the panel under the rear window and a pair of correct pattern C-posts. The Mk2 Riley Elf and Wolseley Hornet heralded a one-piece roof suspended head-lining which was fitted straight into the car using 6 hoops or stays, rather than as a sub assembly. Our kits for those models, as well as those for the later cars Mk3 onwards (which soon received this update) reflect this; the main material body is a one-piece item that should be threaded

onto a set of original or brand new hoops that we can supply if necessary (HL 3030). All of the kits include C-posts to the relevant pattern and a piece of spare material to cover the gap under the rear window between the window rubbers and the rear parcel shelf. We stock a range of original headlining materials, including the famous 'Cream Crackle' of the Mk1 and Mk2 models. The very early cars featured a grey headlining, as did the vast majority of cars built from Mk3 onwards, but plain white, perforated white and black are options. We can provide a fitting service for the Mk1 and Mk2 type headlinings, to supply as a finished sub assembly. Please enquire to our sales team for details.



Mini Saloon Headlining Kits

Mk1 Mini Saloon	HL 3000
Mk2 Mini Saloon	HL 3010
Mk2/Mk3 Elf & Hornet	HL 3005 – uses HL 3030
Mk3 Mini Saloon	HL 3012 – uses HL 3030
Post-1996 Saloons	HL 3014 – uses HL 3030
Post-1996 with sun-roof	HL 3016
British Open Classic Ltd. Ed.	HL 3013*
New 6-piece hoop/stay kit	HL 3030 (Mk3 onwards)
Post 1996 Saloons Grey/Nylon	HL 3015P

Sun Visors

Early centre bracket mounted sunvisor	SV 2000
Chrome bracket for early sunvisor	SV 2004
Mk1 'swivel' sunvisor – plain (chrome bracket included)	SV 732
Mk1 'swivel' sunvisor with mirror – RHD	SV 733
Mk1 'swivel' sunvisor with mirror – LHD	SV 735
Plastic retaining bracket for swivelling sunvisors	SV 734
Plain padded sunvisor – Late types	SV 2016
Padded sunvisor with mirror – Late types	SV 2017
Plastic brackets for Late type sunvisor – 2 pairs	SV 2021

Mini Traveller and Estate Headlining Kits

Mk1 & Mk2 Mini Traveller	HL 3020
Early Clubman Estate 1969-80	HL 3022
Late Clubman Estate HL 1980-82	HL 3023**

Mini Van and Pick-up

(Note: contrary to popular belief the kits ARE different one will not fit the other)

Van	HL 3018
Pick-up	HL 3024

* Please note that this kit does not include the sun-roof sliding cover.

** The final two years of production, saw among other updates and upgrades to the Clubman Estate, the introduction of this one-piece headlining kit, which superseded the previous two piece design with separate frames.

Bonnet Insulation Pads

Some very early Deluxe saloons had an asbestos material pad fitted, but these were dropped in the mid 1960's. We have developed a range of quilted bonnet pads for all the different models as shown below. The pads are made from a heavy duty black PVC material with a felt backing. They are quilted and have binding around the edges. A tube of high temperature glue is included in each kit except for the bulkhead pad.



All models 1960 onwards
CK3000 BULKHEAD PAD ONLY



Mini Mk I & II 1960-70
CK979 BONNET PAD & BULKHEAD PAD



Elf and Hornet 1964-69
CK976 BONNET PAD ONLY

Bonnet Insulation Pads



Mini Mk III onwards 1970-2000
CK980 BONNET PAD ONLY



Mini Mk III onwards 1970-2000
CK975 BONNET PAD & BULKHEAD PAD



All Clubman models 1970-80
CK977 BONNET PAD & BULKHEAD PAD

Carpeted Boot Boards & Brackets

Our carpeted boot boards are made from carpet covered plywood with sewn vinyl edging which is turned and stapled to the underside of the board. These were fitted only to Mk I and Mk II Mini Coopers from 1964 to 1970. We have developed others for later models together with a special bracket kit. For the early models we also offer a carpet only for you to fit yourself.



Mini Mk III onwards 1970-2000
CK982 4 PIECE BONNET PAD KIT



SINGLE TANK BOARD 1980-92
(7.5 GALLON TANK)
 Complete board **CK954**
 Overall width of board 29" (737 mm)
 Pre fuel injection cars



TWIN TANK BOARD 1962-80
(5.5 GALLON TANK EACH)
 Complete board **CK952**
 Carpet to fit original board **CK967**
 Overall width of board 263/8" (670 mm)



SINGLE TANK BOARD 1992-2000
(7.5 GALLON TANK)
 Complete board **CK953**
 Overall width of board 27" (686 mm)
 Fuel injection cars



SINGLE TANK BOARD 1962-80
(5.5 GALLON TANK)
 Complete board **CK951**
 Carpet to fit original board **CK966**
 Overall width of board 317/8" (809 mm)



This bracket kit is exactly the same as fitted to the Mk.I & II Cooper cars and is suitable for all the above boot boards. If you have 165 wide tyres we suggest you use kit no. CK941 which lifts the board higher.

- CK948** 1962-1980 Single & Twin tank boards.
- CK950** 1980-2000 Single tank boards.
- CK941** 1980-2000 Cars fitted with 165 wide tyres.

COLOURS AVAILABLE
BLACK, BISCUIT, BLUE, GREY, GREEN, POWDER BLUE, RED

Colours Available

MK.I & II models – Black, Tartan Red/Gold Brocade, Dark Grey/Dove Grey, Porcelain Green/Dove Grey, Powder Blue/Gold or Silver Brocade, Cumulus Grey/Gold Brocade **MK.III models** – Black and Navy

Replica Reclining Seats

The Mini Coopers of the 1960's were extremely successful in both Rallying and Racing. The "Works" cars built by the Competitions Department at Abingdon, had various sorts of development seats designed by the drivers and navigators that can be seen today on original Works cars still in existence. During this period, a reclining seat was offered as an optional extra, which was marketed by the Special Tuning Department next door to the Competitions Department. For these original seats we can offer replacement seat covers (see pages 20 & 22).

We are also offering our own "Replica" recliner which has a more modern and robust reclining mechanism. This seat is very much more comfortable than the standard seats and we have designed the seat to look almost exactly like the original Abingdon seats. We have two designs as can be seen here. The red seat is the original 1960's design for the MK.I Mini Coopers whereas the Black seat design was offered for the MK.II and MK.III cars from 1967 to 1973. We can offer the MK.I



design seat in different colours if you want to fit this seat to later model cars.

We have recently developed anti lock mechanisms which can be fitted to these

seats. Cars built after 1973 had this mechanism fitted as standard. Please contact our Sales Department if you wish us to add this mechanism to your seats.

Description and Part Numbers

MK.I & 1974 onwards Replica Reclining Seat	LH	S3050
MK.I & 1974 onwards Replica Reclining Seat	RH	S3051
Cooper MK.II 1967-70 Replica Reclining Seat	LH	S3048
Cooper MK.II 1967-70 Replica Reclining Seat	RH	S3049
Cooper MK.III 1970-73 Replica Reclining Seat	LH	S3060
Cooper MK.III 1970-73 Replica Reclining Seat	RH	S3061
Saloon Rear Seat Cover kit to match MK.I design		SC3289
Saloon Rear Seat Cover kit to match MK.II design		SC3044
Saloon Rear Seat Cover kit to match MK.III design		SC3049



Bucket Seats

Originally we developed these seats for the MK.I & II Mini Coopers with the colour combinations we have available for these models. However, over the years customers

have fitted them to later cars in other colours too. Apart from its stunning design, the seat comes with our own special base frame which comes with our own special base frame which bolts to the original fixing brackets and sits on

the plastic supports on your carpet set. The base frame incorporates an anti tipping device within the subframe. (The floor bracket for this device is not included.)



Description and Part Numbers

Classic 2000 Bucket Seat	LH	S3265
Classic 2000 Bucket Seat	RH	S33266
Classic 2000 Bucket Seat Leather Faced	LH	S3267
Classic 2000 Bucket Seat Leather Faced	RH	S3268
Saloon Rear Seat Cover To Match		SC3289
Saloon Rear Seat Cover To Match		SC3290
Rear Seat Base Foam		SF668
Rear Seat Squab Foam		SF669

Colours Available

Biscuit, Cream, BRG, Light Stone Beige, Navy, Powder Blue, Tartan Red, Porcelain Green, and many more!

Suffolk Reclining Seats for all Classic Minis

When production of the Classic Mini ended in 2000, we decided that a really good reclining seat was needed. Primarily aimed at pre-1993 cars but suitable for all minis where the original seats have become worn or damaged beyond safe repair.

Our Suffolk Mini seats (see pictures right) provide not only comfort but very good lateral support. Utilising a fully adjustable modern reclining mechanism and twin post, height adjustable head restraints, the seats also feature 6" (150mm) front to back travel on the seat slides.

Our unique subframe (also used with our Bucket Seat – see previous page) was designed to have the same floor footprint as a factory seat, having the same anchorage points at the front and the tubular rear legs sit on the plastic wear pads on the rear floor carpet. The anti-tilt mechanism is a standard feature of the subframe. You require two 7/16" AF spanners to undo the two nuts and bolts at the front of each seat, allowing them to be removed and replaced.



Description and Part Numbers

Front Seat in Vinyl	LH	S3292
Front Seat in Vinyl	RH	S3293
Front Seat in Leather	LH	S3294
Front Seat in Leather	RH	S3295
Rear Seat Covering Kit in Vinyl		SC3289
Rear Seat Covering Kit in Leather		SC3290
New Rear Seat Base Foam		SF668
New Rear Seat Squab Foam		SF669
Rear Seat Assembly in Vinyl		S3297
Rear Seat Assembly in Leather		S3298

Colours Available

Many colours available – please see our colour chart on the inside back cover.

Matching Rear Seat Covers

You will probably want to have matching rear seats to go with the new Recliners. We can offer you a seat cover kit for you to fit yourself or a complete new rear seat assembly which will just replace your old seats. Seat foam kits are also available should your old foams be beyond repair.




Colours Available

Black, Biscuit, Cream, BRG, Porcelain Green, Powder Blue, Tartan Red, Dove Grey, Dark Grey, Navy, Light Stone and Beige



Monte Carlo Interior Trim Panel Kits 1973-1996 Mini & Clubman Models

Our Monte Carlo Trim panel kits were developed originally to fit Paddy Hopkirk's Mini Cooper "S" when he celebrated his 30 year anniversary win in 1994. The design is based on the 1960's Mini Cooper interior, but we have adapted this design to fit the later trim panels. Various colours are available, as listed below. These kits will fit all Mini & Clubman saloons produced from the MK.III model in 1973 to the last car produced in the year 2000.



12 Piece Saloon Kit with Central Speedo Console

TK3039 Oval central speedo
TK3040 Round central speedo

This kit includes a pair of speedo surround panels, a dash tray liner, pairs of door and rear quarter panels, rear pocket liners, wheel arch covers and a rear parcel shelf liner. Each kit is suitable for cars fitted with the central round or oval style instrument cluster. Oval consoles have three dials, whereas the round console has only a speedometer fitted.



12 Piece Saloon Kit with Offset Speedo Console



This is the same kit as described for central speedo consoles, but the speedo panels are different, with the console being in front of the steering wheel.

TK3044 RHD cars
TK3045 LHD cars

9 Piece Saloon Kit

This kit is available for customers who do not require speedo panels or a dash tray liner.

TK3042



Mini Van & Pick Up 11 Piece Kit

This Kit is for Customers who wish to upgrade the standard trim of these vehicles from black painted to vinyl covered.

TK3049 Oval speed console
TK3051 Round speedo console

4 Piece Saloon Kit

This kit consists of door panels and rear quarter panels.

TK3041



All Saloons 1970-2000

Door panel with carpeted kick panel.

DP3109



Mini Monte-Carlo Seat Covers Sets – 1970-1992



Fixed and reclining front seats plus rear seat – All vinyl with welded flute lines



Fixed and reclining with headrest front seats plus rear seat – Cloth flutes

To celebrate 55 years of the Mini, and 50 years since the famous rally win, 2014 sees the launch of our new 'Monte Carlo' range of seat covers to spruce up standard Mini seats. The covers offer the choice of a classic vinyl design, or a retro version with brushed velour seat faces reminiscent of the Mini coach-builders. A range of colour options are available to complement our popular Monte Carlo Mk1 style trim kits for later Minis.

Competitively priced, as a full set of front and rear seat covers, the same quality materials are used to make these covers as for the company's entire trim range. New foams and diaphragms can be supplied if necessary, although the covers are designed to fit any complete set of Mini saloon front and rear seats, 'fixed' (non-reclining), reclining, and reclining with head-rest dating from between the mid 1970s and 1993, where the original foams are retained in good condition. Full fitting instructions are included and the emphasis has been placed on simplicity to aid the DIY restorer.

Description and Part Numbers

Monte-Carlo Vinyl Seat Covers for 'Fixed' Mini Front Seats **SC 3069**
 Monte-Carlo Vinyl Seat Covers for Reclining Mini Front Seats **SC 3070**
 Monte-Carlo Vinyl Seat Covers for Reclining Mini Front Seats & Headrest Covers **SC 3071**

Colours available: Porcelain Green, Powder Blue, Tartan Red, Black, British Racing Green, Dove Grey, Biscuit, Cream & many more!

Monte-Carlo Cloth Faced Seat Covers for 'Fixed' Mini Front Seats **SC 3072**
 Monte-Carlo Cloth Faced Seat Covers for Reclining Mini Front Seats **SC 3073**
 Monte-Carlo Cloth Faced Seat Covers for Reclining Mini Front Seats & Headrest Covers **SC 3074**

Colours available: Navy with Dark Blue cloth, Black with Black cloth & Tan with Autumn Leaf cloth. NOTE: All part numbers are front and rear seat kits.

Mini Classic Seat Covering Kits



We developed this range of seat covers some years ago for several reasons. During the 1980s there were many different seat designs and colour combinations brought about by the introduction of short production run "Special Editions". It is impossible for us or anyone else to reproduce the original colours any longer. Secondly, many enthusiasts are renovating cars of this period and want something other than original trim, possibly to their own colour scheme. We have redesigned the seat covers completely, using special bolstered foam cushions to give more support, and greater comfort. The covers are attractively stitched horizontally across the faces to give that classic appearance.

The complete seat kit includes all front and rear covers, front seat foam kit, diaphragms, seat clips and instructions. The rear seat foams can normally be reused, but new ones are available if necessary. From 1970-1992 there were three front seat frame designs, so listed below are the types for each period. At first none of the seats offered a reclining facility, all being based on the same standard 'fixed' frame design. Recliners became an optional extra on the Cooper models at first, and this was gradually rolled out as an extra in the 1970s on various models until it became the



standard offering on most cars built in the 1980s ('fixed' seats weren't completely phased out until 1984). Most export models and UK cars from 1982 featured the BLMC single stalk pear-drop headrest, until this family of Mini seat frame was discontinued and replaced with a Rover design in 1992/93.

Description and Part Numbers

Fixed Seats 1970-1984

All vinyl covers – various colours **SC 3270**

Innocenti style Black or Beige vinyl covers with Charcoal or Beige Cloth centres **SC 3271**

Reclining Seats 1970-1982

All vinyl covers – various colours **SC 3272**

Innocenti style Black or Beige vinyl covers with Charcoal or Beige Cloth centres **SC 3273**

Reclining Seats with Headrest Covers 1982-1992

All vinyl covers – various colours **SC 3274**

Innocenti style Black or Beige vinyl covers with Charcoal or Beige Cloth centres **SC 3275**

Mini Saloons 1959-62 & Travellers 1960-62



During our research into the early Minis, we have come across many variations in trim colours & designs. We are aware of most of the changes (see the following pages) but bear in mind that both the Austin & Morris factories had their own trim shops working independently until 1962. As a result we still come across slight style & detail differences from time to time. Therefore we have decided not to offer complete seat & trim panel kits for this period but ask you to tell us what you require, in order to restore your car to its original condition.

Our Sales team will ask you to send us as much information as possible regarding the car & trim. i.e. pictures and/or original parts if available, to help us identify the exact trim needed for your car. Then we can send you material colour samples in order to achieve the best result. Where no original trim remains, using the vehicle details, including build date, chassis number, body colour etc. we can advise what should have been fitted. You will see in the following pages that up until model year 1961 the

seat frames had vertical post type legs (This seat frame remained an option as a disabled seat due to its greater front/back adjustment), after 1961 all seat frames had rounded tubular rear legs & flat plate front legs. See the notes on the following pages regarding the use of the correct straps or diaphragms for each type of frame.

The main panel & seat flute material for these early cars is the Grey Fleck which is manufactured exclusively for Newton Commercial. Apart from very early Morris saloons (using Black with Grey Fleck), cars were either Spanish Red or Spanish Blue with

Grey Fleck for seats. Please study the information carefully regarding the door & rear quarter panels, as again there are distinct variations depending on build year & model/make. The dash trim was covered in either Light Grey (matching the early headlinings) or Grey Fleck depending on whether standard or de-luxe.

We would suggest a visit to the 59 Mini Register website (www.1959miniregister.com) for further detailed information covering all aspects of these very early cars. This will help you choose the correct interior for your car.



Mk I Mini Saloons & Travellers 1962-67

From 1962 model year the Grey Fleck colour was dropped from the range, as were Spanish Red & Blue. The new colour range saw the seat design remain constant until the introduction of the Mk II, with either stitched or welded flutes on the seat faces & a welded design on door & rear quarter panels which was carried on through to the end of Mk11 in 1969. Traveller interiors mirrored those of the saloons in terms of seat and panel design,

throughout their production.

Apart from door trim, i.e. door panels, fillets & pocket liners. Saloon dash, rear shelf, pocket liners, door & quarter panels can be supplied as individual parts or as a complete panel kit. Whereas for the Traveller we only offer a complete rear trim panel kit & NO individual parts.

Headlinings for Minis up to 1970 were mounted on front and

rear frames. Our Saloon kits for this period are made from the original Cream Crackle material (as are the matching sunvisors) & include C-Posts & material for under the rear window.

Our carpet sets for these models feature moulded front and rear floor mats with built in foam insulation (Note: the Traveller rear mat is not a moulded item & has a felt backing for insulation). The front wheel arch & under dash bulkhead carpets are also supplied with a felt insulation. Sill, full width cross member carpet, vinyl handbrake gaiter, carpet clips & floor studs plus fitting instructions complete the kit.

We are aware that originally the cross member only had carpet covering outboard of the seat brackets but most of our customers prefer to cover the whole cross member to complete that luxury look.



When rebuilding your Traveller please try to keep the retaining clips in the body surrounding the rear side windows. (See picture right) There is currently a small supply of these available but they will not last for long and will probably not be re-manufactured.

Our Part Number for these is C704 for a pack of 30.



Early Mini Interior Trim – 1959-62

WA3021
REAR PARCEL SHELF

HL3000 HEADLINING KIT
 Includes 'C' pos panels + under rear window strip. For fitting on to front and rear frames.
Colours – Grey or Cream Crackle

SV2004 CENTRAL SUNVISOR BRACKET

SV2000 SUNVISOR CENTRAL BRACKET TYPE
Colour – Cream Crackle or Grey
 STD car had 1 s/visor (Drivers only)
 Deluxe car had 2 s/visors

WAC3024 REAR W/ARCH COVERS
Colour – Fleck
 NOTE: (Only fitted with late style R/Squab assembly)

DT3022 DASH TRAY LINER
 1 off per car.

DT3101 SPEEDO SURROUND COVER
 Round Speedo Binnacle – 1 pair per car
 NOTE: These early cars normally had the round speedo

COLOURS – PLEASE NOTE:
 DUE TO THE NUMBER OF TRIM VARIATIONS PRIOR TO 1960, IT IS ESSENTIAL THAT YOU CONTACT US SO THAT WE MAY SEND YOU FURTHER INFORMATION & SAMPLES. WE WILL ASK FOR PHOTOGRAPHS OF YOUR ORIGINAL TRIM ITEMS WHERE POSSIBLE. THIS WILL ENABLE US TO DETERMINE THE EXACT REQUIREMENTS FOR YOUR CAR. IT IS ALWAYS WORTH A VISIT TO THE 1959 MINI REGISTER WEBSITE AS A FURTHER SOURCE OF INFORMATION

DP3022 DOOR FILLET PANELS
 2 pairs per car.

DP3023 DOOR POCKET LINERS
 1 pair per car.

DC3005 DOOR CHECK STRAP
 2 off per car.

REAR POCKET LINERS
 1 pair per car.

R/QTR PANEL EDGE FIXING

REAR QUARTER PANEL
 1 pair per car.

DOOR PANELS
 1 pair per car.

WA3053 EARLY MORRIS CARS ONLY
 (Up to mid Nov 59)
 Always black painted and grained f/board, interior light and ashtray cutout. Hand built assembly.

EARLY FIXING
 Screws and cup washers

WA3110
 TOP Plain colour
 BLACK PAINTED AND GRAINED BOARD

DP3110
 BLACK PAINTED AND GRAINED BOARD

EARLY MORRIS ONLY
 Up to mid Nov 59

WA3054
 (Approx. Nov 59 on)
 Interior light and ashtray cutout, handbuilt assembly.

EARLY WA3109
 Plain panels

DP3101

MORRIS
 Nov 59-Sept 60
AUSTIN
 Fleck only. 1959-1962

WA3023
 Ashtray cutout only.

LATE FIXING
 Push fit into body mounted channel

WA3022
 Welded design

DP3021

AUSTIN & MORRIS
 Sept 60-Oct 62

CK958 MORRIS/CK959 AUSTIN CARPET SET
Colours – Grey, Red and Blue
 NOTE: Made from flat carpet with join in front of tunnel under the heater. Originally heel mat only on drivers side. Customer may wish to use original heel mat – New items are available. Early carpets had NO seat wear strips on the rear floor.

MORRIS – deluxe cars had a small kick pad on the front wheel arch.

NOTE:
RHD or LHD
 One heel mat means that the carpet set will be handed.

HEELMATS
MORRIS TYPE

AUSTIN TYPE


BOOT TRIM

CK722 BOOT FLOOR MAT

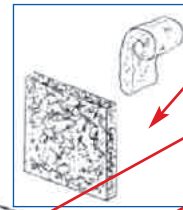
Covers the boot floor and lid. Made from black Hardura, bound all round. Supplied with fixings.

PT3010A BATTERY COVER
PT3011 BATTERY COVER STRAP

Morris Mini Minor 1959-62



ST3000
FRONT SEAT
STRAP KIT
(CAR SET)



SF666
SQUAB PADDING KIT (each)

SF659
BASE FOAM KIT (each)

HES 001
HESSIAN PAD (each)

SF660
BASE FRAME FOAM WRAP
(each) (Originally Soft Brown Felt)



C725
Mk1 & Mk2 NON RECLINER
SQUAB COVER METAL INSERT
(4 off PER SET)

1959 EARLY SEAT FRAME & SEAT STRAP KIT

with post type front & rear legs.
(Central adjustment lever).



SC3102 FRONT SEAT KIT
FOAMS & STRAPS AS SHOWN ABOVE

MORRIS

>MID NOV 1959
AROUND CHASSIS No 8500

COLOURS

FLECK ON FLUTES &
BACK OF FRONT SEAT SQUABS

ALL OTHER PARTS BLACK

SEWN FLUTES
BLACK PIPING

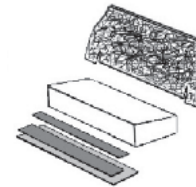
BOTH LOWER SIDES OF THE REAR SQUAB
COVER ARE FITTED OVER THE WHEEL
ARCHES IN THE REAR POCKETS.
THEREFORE W/ARCH COVERS ARE NOT
NECESSARY IN THE TRIM KIT.

THE REAR SEAT HAD A METAL RAIL
GLUED TO THE TOP OF THE SQUAB HORSEHAIR
PAD & ALSO UNDER THE FRONT EDGE OF THE
BASE FOAM ASSEMBLY.

(NO REAR SQUAB FRAME ON THESE CARS)
CUSTOMER MUST SUPPLY ORIGINAL RAILS
IF WE FIT REAR SEAT COVERS.



SC3108 REAR SEAT KIT 1959-60
FOAMS & STRAPS AS SHOWN ABOVE

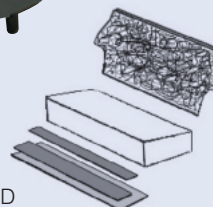


**REAR FOAM KIT
SF670 EARLY**
FITTING
INSTRUCTIONS
SUPPLIED



SC3105 FRONT SEAT KIT
FOAMS & STRAPS AS SHOWN ABOVE

SF670 REAR FOAM KIT
FITTING INSTRUCTIONS SUPPLIED



MORRIS

LATE NOV 1959>
AROUND CHASSIS No 8996

COLOURS

FLECK ON FLUTES & BACK OF FRONT SEAT SQUABS
SPANISH RED OR SPANISH BLUE

MATCHING PIPING

SEWN FLUTES

5 SEW LINES ON FRONT SEATS

THE REAR SQUAB HAD A METAL RAIL GLUED ON TOP OF
THE HORSEHAIR PAD & ALSO UNDER THE FRONT EDGE OF
THE BASE FOAM ASSEMBLY.

(NO REAR SQUAB FRAME ON THESE CARS)

CUSTOMER MUST SUPPLY ORIGINAL RAILS IF WE FIT
REAR SEAT COVERS. NOTE: THE LOWER SIDES OF THE
REAR SQUAB ARE SHAPED TO EXPOSE THE REAR WHEEL
ARCHES. THIS MEANS THAT THE TRIM KIT MUST
INCLUDE WHEEL ARCH COVERS (WAC3024)

SC3107 REAR SEAT KIT
(LATER STYLE)

Austin Seven – 1959-62

SC3118 FRONT SEAT KIT
 (11 WELDED LINES) TO FIT EARLY SEAT FRAME >61 (SOME EARLY SEATS HAD SEWN FLUTES)



FRONT & REAR POST TYPE LEGS.
 CENTRAL SLIDE LEVER.
 ALWAYS STRAPS (ST3000) FOAMS & PADDING AS SHOWN ON OPPOSITE PAGE.

Austin Colours

SPANISH RED OR SPANISH BLUE WITH GREY FLECK FLUTED AREA. PLAIN COLOUR ON BACK OF FRONT SEATS.

NOTE: PIPING LIGHT GREY.

EARLY FRONT SEATS USED A RUBBER DIAPHRAGM ON THE SQUAB. THIS IS NO LONGER AVAILABLE. USE THE ITEM C708 AS A REPLACEMENT



SC3117 REAR SEAT KIT - EARLY STYLE
 (NARROW WELDED FLUTES)
 REAR FOAM KIT = SF670EARLY

NOTE: WE HAVE SEEN VARIATIONS IN THIS DESIGN, SO WE MUST GET INFORMATION. (i.e. pictures & customer's original samples where possible)

METAL RAILS ON SQUAB & BASE ASSEMBLIES AS PREVIOUSLY MENTIONED.

IF WE FIT THEN CUSTOMER TO SUPPLY ORIGINAL RAILS


NO SQUAB FRAME

THE LOWER SIDES OF THE REAR SQUAB COVER THE WHEEL ARCHES INTO THE REAR POCKETS. SO NO W/ARCH COVERS REQUIRED IN THE TRIM KIT




SC3106 FRONT SEAT KIT
 (11 WELDED LINES) TO FIT LATE SEAT FRAME 61>

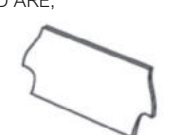
FLAT BAR TYPE FRONT LEGS
 OFFSET SLIDE LEVER
 ROUND REAR LEGS
 STRAPS OR DIAPHRAGMS AS SHOWN BELOW

DURING 1960 A WIRE FRAME ASSEMBLY WAS INTRODUCED ON THE REAR SQUAB. IF THIS WAS FITTED THEN THE FOAMS REQUIRED ARE;



REAR BASE SF671



REAR SQUAB SF669




SC3110 REAR SEAT KIT - LATER STYLE
 (NARROW WELDED FLUTES)

METAL RAILS AT TOP OF SQUAB & UNDER FRONT OF BASE

REAR FOAM KIT SF670




SC3104 FRONT SEAT KIT
 (7 SEWN FLUTE LINES)
 ALL PADDING & DIAPHRAGMS AS SHOWN RIGHT



1961 ON
FRONT SEAT FRAME FIXED SEAT

Curved tubular rear legs & flat front legs – offset adjustment lever

PLEASE NOTE DUE TO THE NUMBER OF VARIATIONS OF INTERIOR TRIM ON PRE 1962 MINIS, (THERE ARE MORE THAN SHOWN HERE!) IT IS ESSENTIAL THAT YOU CONTACT US SO THAT WE MAY SEND YOU FURTHER INFORMATION SHEETS TO ESTABLISH THE EXACT REQUIREMENTS FOR YOUR CAR. WE WILL ALWAYS ASK FOR PICTURES OF YOUR OLD TRIM WHERE POSSIBLE AND/OR THE OLD TRIM ITEMS, IF PRACTICAL TO DO SO - (WE CAN RETURN THEM IF NEEDED). IF THERE IS NO ORIGINAL TRIM PRESENT, WE CAN ADVISE WHAT SHOULD BE THERE BASED ON YEAR, MODEL & BODY COLOUR. WE RECOMMEND THAT YOU LOOK AT THE 1959 MINI REGISTER WEBSITE, IT IS A GREAT SOURCE OF INFORMATION FOR THESE EARLY CARS. OUR AIM IS TO WORK WITH YOU TO PROVIDE THE BEST & MOST AUTHENTIC INTERIOR FOR YOUR CAR.



SC3109 REAR SEAT KIT
 (SEWN FLUTES - LATER STYLE SQUAB)
 REAR SQUAB USES THE WIRE FRAME ASSEMBLY PADDINGS REQUIRED ARE:
 REAR BASE SF671 & REAR SQUAB SF669



TYPICAL LAYOUT OF FRONT SEAT 1961 ON

- SF666 SQUAB PADDING KIT
- C708 SQUAB DIAPHRAGM
- SF659 BASE FOAM KIT
- C705 BASE DIAPHRAGM
- SF660 BASE FRAME WRAP

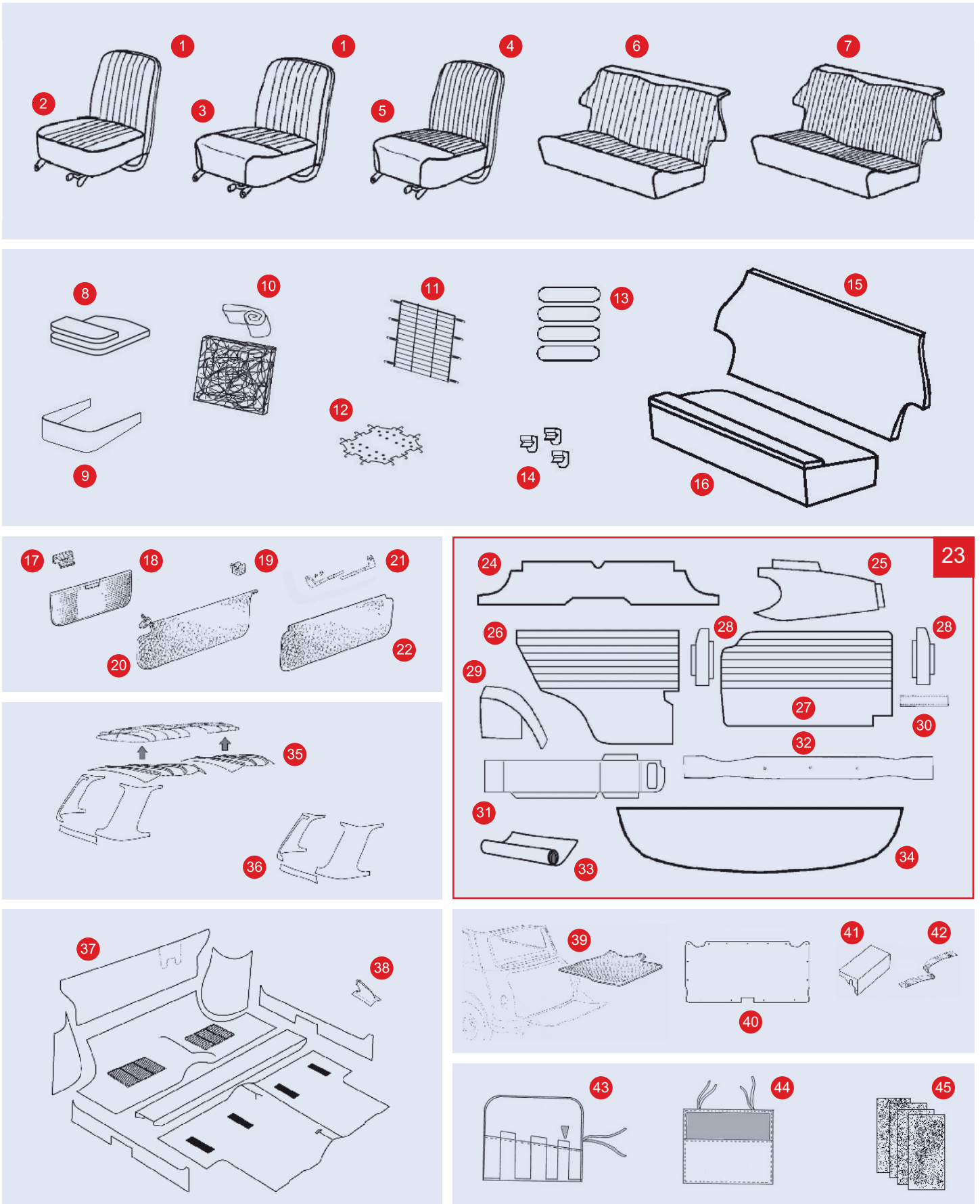
Colours


FOR CARS AROUND LATE 1961 > AS ABOVE BUT SAME COLOUR PIPING AS FRONT ROLL

Colours Available

Cumulus Grey, Dove Grey, Porcelain Green,
Powder Blue and Tartan Red

Mini Mk I Saloons 1962-67





The trim panels did not change at all during this period of production. The only difference in the various models was the dash layout. Standard cars had just a single speedometer in a round console, whereas "Deluxe" cars had an oval console with a speedometer, oil gauge and temperature gauge. All our trim panels are die cut on our 60 Ton beam press for accuracy.

The front and rear floor mats have a sound deadening material moulded on the back. Separate underfelt is included to go behind the front wheel arch and the under dash bulkhead carpets. Sill carpets & full crossmember carpet, a vinyl handbrake gaiter, carpet clips & studs plus fitting instructions complete the kit.



The headlining kit is made from the original Cream Crackle material as are the matching sunvisors. There were three different styles of sun visor design used during this period. The early cars had a style with a central fitting with a rather fancy chrome bracket; cars made during 1964/5 had a visor with a chromed swivel bracket at one end with a plastic peg at the other end. Later models used a similar pad which was attached to the body at either end with chrome brackets. Please see chart for details of each type.

Our boot accessories include a full floor mat which originally was screwed to the boot lid and then folded down to cover the spare wheel. A boot lid board was also an original part during this period.

Early Minis went through several different seat designs during the first few years of production. Please note that there are two different types of stitched seat cover. Some cars had vertical flute lines running along the whole face of the squab and base cover, whereas others had a plain panel across the front of the seat base cover. Please check with the diagrams on our seat chart. We have described these two styles of cover by Style One or Two against our picture in the chart. The Style One and Two front squab covers are the same item. The rear seat cover is, however the same for both the above styles. A third option was a new process in the 1960's of having simulated stitch lines heated into the seat faces. This method of production is achieved by using a special tool on a High Frequency welding machine. Electric impulses together with pressure 'weld' the stitch pattern into the material. Front seat covers can be purchased separately, but the rear seat covers come only as a set. All the items needed to help you rebuild your seats to as new condition are available. Please study the chart to see what you require to rebuild your seats.



Mk I Mini Trim (1962-67)

SEAT COVERS & COMPONENTS

- | | | |
|----|--|--------|
| 1 | FRONT SEAT SQUAB COVER – STITCHED TYPE- STYLE ONE | SC3007 |
| 2 | FRONT SEAT BASE COVER – STITCHED TYPE- STYLE ONE | SC3004 |
| 3 | FRONT SEAT BASE COVER – STITCHED TYPE- STYLE TWO | SC3006 |
| 4 | FRONT SEAT SQUAB COVER – WELDED TYPE | SC3002 |
| 5 | FRONT SEAT BASE COVER – WELDED TYPE | SC3001 |
| 6 | REAR SEAT COVERING KIT – STITCHED TYPE (MATCHES STYLES ONE & TWO) | SC3008 |
| 7 | REAR SEAT COVERING KIT – WELDED TYPE | SC3003 |
| 8 | FRONT SEAT BASE FOAM CUSHION | SF659 |
| 9 | FRONT SEAT BASE SKIRT FOAM WRAP | SF660 |
| 10 | FRONT SEAT SQUAB PADDING KIT | SF666 |
| 11 | FRONT SEAT SQUAB DIAPHRAGM | C708 |
| 12 | FRONT SEAT BASE DIAPHRAGM | C705 |
| 13 | SQUAB COVER-METAL TAB INSERT FOR SKIRT BOTTOM POCKETS (x4 = one car set) | C725 |
| 14 | PACKET OF 20 SEAT FRAME CLIPS | C707 |
| 15 | REAR SEAT SQUAB REPLACEMENT FOAM | SF669 |
| 16 | REAR SEAT BASE REPLACEMENT FOAM | SF671 |

SUNVISORS

- | | | |
|----|--|--------|
| 17 | CHROME BRACKET FOR EARLY SUNVISOR | SV2004 |
| 18 | EARLY CENTRE BRACKET MOUNTED SUNVISOR | SV2000 |
| 19 | PLASTIC RETAINING BRACKET FOR SWIVELLING SUNVISORS | SV734 |
| 20 | MK1 'SWIVEL' SUNVISOR – PLAIN – WITH CHROME BRACKET | SV732 |
| | MK1 'SWIVEL' SUNVISOR – WITH MIRROR & CHROME BRACKET | SV733 |
| | MK1 'SWIVEL' SUNVISOR – WITH MIRROR & CHROME BRACKET – LHD | SV735 |
| 21 | PLASTIC BRACKETS FOR LATE TYPE SUNVISORS – 2 PAIRS | SV2021 |
| 22 | PLAIN PADDED SUNVISOR – LATE TYPE | SV2016 |
| | PADDED SUNVISOR WITH MIRROR – LATE TYPE | SV2017 |

INTERIOR PANELS AND TRIM

- | | | |
|----|---|---------|
| 23 | MK1 MINI INTERIOR TRIM KIT (TO FIT OVAL SPEEDO BINNACLE) | TK3000 |
| | MK1 MINI INTERIOR TRIM KIT (TO FIT ROUND SPEEDO) | TK3008 |
| 24 | DASH TRAY LINER | DT3022 |
| 25 | MK1 MINI DASH PANELS TO SUIT OVAL SPEEDO BINNACLE (PAIR) | DT3021 |
| | MK1 MINI DASH PANELS TO SUIT ROUND SPEEDO (PAIR) | DT3024 |
| 26 | MK1 MINI REAR QUARTER PANELS (PAIR) | WA3022 |
| 27 | MK1 MINI DOOR PANELS (PAIR) | DP3021 |
| 28 | MK1 MINI DOOR FILLET PANELS (PAIR TO FIT ONE DOOR) | DP3022 |
| 29 | SALOON WHEEL-ARCH COVERS (PAIR) | WAC3024 |
| 30 | MINI DOOR CHECK STRAP (INDIVIDUAL TO FIT ONE DOOR) | DC3005 |
| 31 | MK1 MINI REAR POCKET LINERS (PAIR) | WA3023 |
| 32 | MK1 DOOR POCKET LINING BOARDS (SUPPLIED IN BLACK EMBOSSED FINISH) | DP3023 |
| 33 | COOPER DASH COVERING SPARE MATERIAL (BLACK LEATHERCLOTH) | DT3028 |
| 34 | MK1 MINI REAR PARCEL SHELF | WA3021 |

HEAD-LINING AND C-POSTS

- | | | |
|-----|--|--------|
| 35* | MK1 TYPE TWO-PIECE HEAD-LINING RE-COVERING KIT (FRAMES NOT INCLUDED) | HL3000 |
| 36 | MK1 PATTERN C-POST INTERNAL LINING PANELS (x1 PAIR) | CP3010 |

*We offer a re-trimming service for all Mini frame suspended head-linings – please enquire for details.

CARPET

- | | | |
|----|--|-------|
| 37 | NEWTON COMMERCIAL MOULDED PRE-1973 MINI CARPET SET | CK960 |
| 38 | INDIVIDUAL HAND-BRAKE GAITER (INCLUDED AS STANDARD IN CK960 ABOVE) | CK989 |
| | UNDERFELT KIT (SEE PAGE 4) | CK900 |

BOOT TRIM

- | | | |
|-----|--|--------|
| 39* | MK1 MINI FULL LENGTH BOOT FLOOR AND BOOT LID MAT (BLACK HARDURA FELT) | CK722 |
| 40* | BOOT LID BOARD AND SCREW KIT (SUPPLIED IN EMBOSSED GLOSS BLACK FINISH) | PT3008 |
| 41 | ORIGINAL SPEC RIVETED FIBRE-BOARD BATTERY COVER | PT3010 |
| 42 | BATTERY COVER STRAP | PT3011 |
| 43 | HARDURA FELT TOOL POUCH | CK720 |
| 44 | HARDURA FELT JACK BAG | CK721 |
| 45 | SOUND DEADENING SELF ADHESIVE BITUMEN PADS | PT4008 |

*Items 39 and 40 cannot be fitted together; however both were original optional features throughout this period. We can supply the full length boot mat in bound carpet to match our new carpet sets if required.

Colours Available

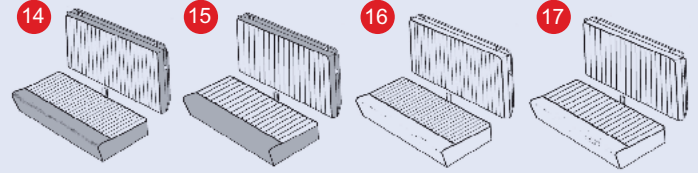
Cumulus Grey, Dove Grey, Porcelain Green, Powder Blue and Tartan Red

Mini Traveller Mk I 1960-67



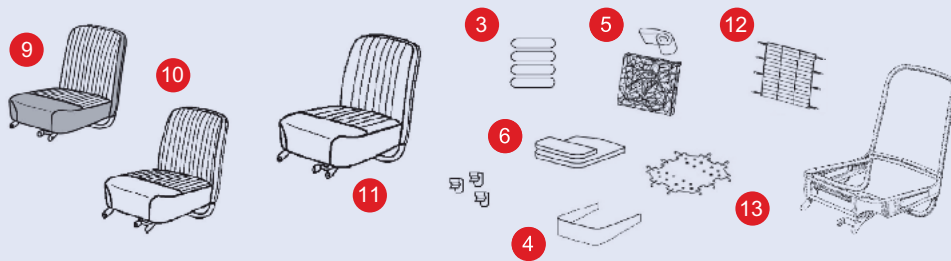
FRONT SEAT WITH POST TYPE LEGS >1961

REAR SEATS 1960-1967

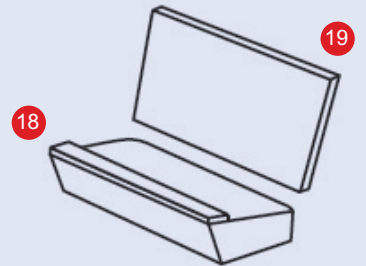


FLECK FLUTES >1962

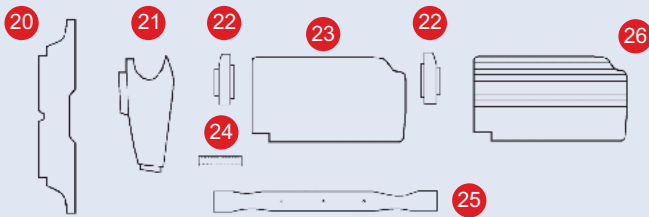
ALL PLAIN COLOUR – 1962 ON



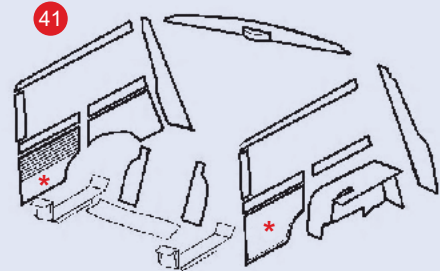
FRONT SEATS WITH CURVED TUBULAR REAR LEGS – 1961 ON



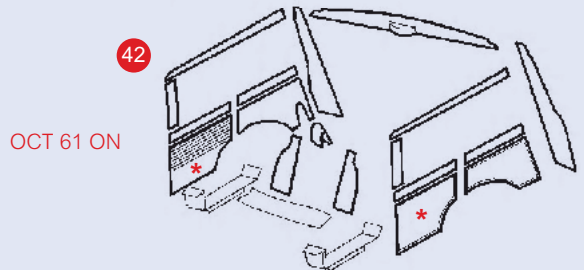
REAR SEAT FOAMS
SAME FOR ALL TYPES



REAR TRIM PANEL KITS

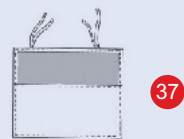
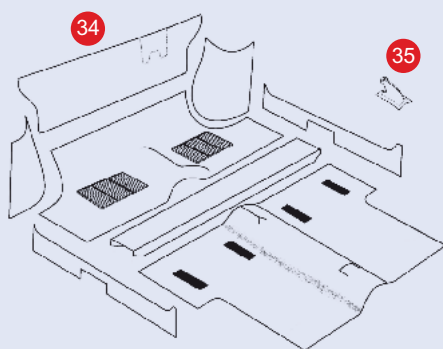
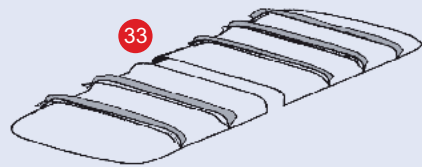
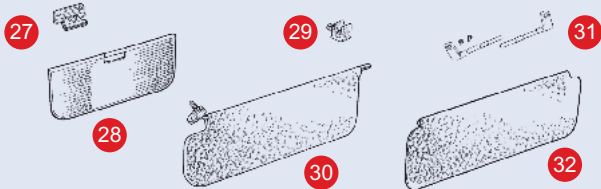


> OCT 61




OCT 61 ON


* NOTE * – THE PATTERN ON THE REAR QUARTER PANELS MUST MATCH THAT ON THE DOOR PANELS



REAR LOAD AREA CARPET KITS



> 1966



1966 >

Mini Traveller & Countryman Mk I



Shown below is our entire range of trim for ALL Mk1 Mini Estate bodied cars (including the early 'fleck' examples). Much of the internal trim, forward of the B pillars, is identical to that on the saloons, and subject to the same variances as the early saloons; please get in touch with us if you have any queries.



Mini Traveller/Countryman Mk I 1960-1967

FRONT SEAT COMPONENTS

- | | | |
|----|--|--------|
| 1 | PAIR OF FRONT SEAT COVERS (POST-LEG SEAT FRAMES – WELDED GREY FLECK DESIGN | SC3118 |
| 2 | PACKET OF 20 SEAT FRAME CLIPS | C707 |
| 3 | SEAT SQUAB POCKET METAL TAB INSERTS x4 | C725 |
| 4 | FRONT SEAT BASE SKIRT FOAM WRAP | SF660 |
| 5 | FRONT SEAT SQUAB PADDING KIT | SF666 |
| 6 | FRONT SEAT BASE FOAM CUSHION | SF659 |
| 7 | FRONT SEAT BASE FOAM SUPPORTING HESSIAN | HES001 |
| 8 | MK1 EARLY MINI FRONT SEAT RUBBER DIAPHRAGM KIT | ST3000 |
| 9 | PAIR OF FRONT SEAT COVERS (STANDARD FRAMES) – WELDED GREY FLECK DESIGN | SC3106 |
| 10 | MK1 WELDED VINYL DESIGN – FRONT SEAT SQUAB COVER | SC3002 |
| | MK1 WELDED VINYL DESIGN – FRONT SEAT BASE COVER | SC3001 |
| 11 | MK1 SEWN VINYL DESIGN – FRONT SEAT SQUAB COVER | SC3007 |
| | MK1 SEWN VINYL DESIGN – FRONT SEAT BASE COVER | SC3006 |
| 12 | FRONT SEAT BASE DIAPHRAGM | C705 |
| 13 | FRONT SEAT SQUAB DIAPHRAGM | C708 |

REAR SEAT COMPONENTS

- | | | |
|----|--|--------|
| 14 | WELDED DESIGN GREY FLECK REAR SEAT COVERS – NARROW FLUTES DESIGN | SC3113 |
| 15 | SEWN DESIGN GREY FLECK REAR SEAT COVERS – WIDER FLUTED DESIGN | SC3111 |
| 16 | PLAIN VINYL WELDED DESIGN REAR SEAT COVERS | SC3056 |
| 17 | PLAIN VINYL SEWN DESIGN REAR SEAT COVERS | SC3057 |
| 18 | MK1 MINI TRAVELLER AND COUNTRYMAN REAR SEAT BASE FOAM CUSHION | SF679 |
| 19 | MK1 MINI TRAVELLER AND COUNTRYMAN REAR SEAT SQUAB HORSEHAIR PAD | SF674 |

INTERIOR TRIM PANELS

- | | | |
|----|--|--------|
| 20 | DASH-TRAY LINER (FOAM BACKED- AVAILABLE IN GREY FLECK OR PLAIN VINYL) | DT3022 |
| 21 | PAIR OF SPEEDO PANELS – ROUND SINGLE INSTRUMENT BINNACLE IN GREY FLECK | DT3101 |
| | PAIR OF SPEEDO PANELS – ROUND SINGLE INSTRUMENT BINNACLE IN VINYL | DT3024 |
| | PAIR OF SPEEDO PANELS – OVAL THREE INSTRUMENT BINNACLE IN VINYL | DT3021 |
| 22 | DOOR FILLET PANELS (AVAILABLE IN GREY FLECK OR PLAIN VINYL) | DP3022 |
| 23 | PAIR OF EARLY PLAIN DOOR PANELS (NO WELD DESIGN) IN VINYL MATERIAL OR GREY FLECK | DP3101 |
| 24 | DOOR CHECK STRAP (AVAILABLE IN GREY FLECK OR PLAIN VINYL) | DC3005 |
| 25 | PAIR OF DOOR POCKET LINERS- CUT FROM PAINTED AND EMBOSSED BLACK BOARD | DP3023 |
| 26 | PAIR OF DOOR PANELS- GREY FLECK OR VINYL WITH WELDED DESIGN | DP3021 |

HEADLINING & ROOF ACCESSORIES

- | | | |
|----|--|--------|
| 27 | CHROME BRACKET FOR EARLY SUNVISOR | SV2004 |
| 28 | EARLY CENTRE BRACKET MOUNTED SUNVISOR | SV2000 |
| 29 | PLASTIC RETAINING BRACKET FOR SWIVELLING SUNVISORS | SV734 |
| 30 | MK1 'SWIVEL' SUNVISOR – PLAIN – WITH CHROME BRACKET | SV732 |
| | MK1 'SWIVEL' SUNVISOR – WITH MIRROR & CHROME BRACKET – RHD | SV733 |
| | MK1 'SWIVEL' SUNVISOR – WITH MIRROR & CHROME BRACKET – LHD | SV735 |
| 31 | PLASTIC BRACKETS FOR LATE TYPE SUNVISORS – 2 PAIRS | SV2021 |
| 32 | PLAIN PADDED SUNVISOR – LATE TYPE | SV2016 |
| | PADDED SUNVISOR WITH MIRROR – LATE TYPE | SV2017 |
| 33 | Mk1 & Mk2 MINI TWO PIECE HEADLINING RE-COVERING KIT | HL3020 |

CARPET & REAR LOAD AREA ACCESSORIES

- | | | |
|----|---|--------|
| 34 | PRE-1973 MINI TRAVELLER, COUNTRYMAN & ESTATE SALOON CARPET SET (Mk1, Mk2 & EARLY Mk3) | CK970 |
| 35 | INDIVIDUAL HAND-BRAKE GAITER (INCLUDED AS STANDARD IN CK970 ABOVE) | CK989 |
| 36 | BLACK HARDURA FELT TOOL POUCH | CK720 |
| 37 | BLACK HARDURA FELT JACK BAG | CK721 |
| 38 | SOUND DEADENING SELF ADHESIVE BITUMEN PADS | PT4008 |
| 39 | Mk1 REAR LOAD AREA CARPETING UP TO 1966 (4-piece) | CK971 |
| 40 | LATE Mk1 & Mk2 REAR LOAD AREA CARPETING (2-piece) | CK972 |

REAR TRIM PANEL KITS

- | | | |
|----|--|--------|
| 41 | VERY EARLY Mk1 ESTATE REAR TRIM KIT (INTERNAL PETROL TANK) LH FILLER | TK3102 |
| 42 | EARLY Mk1 ESTATE REAR TRIM KIT (FOR 'GREY-FLECK' TRIMMED CARS) RH FILLER | TK3101 |

COMPLETE PANEL KITS

- | | | |
|--|---|--------|
| | TRIM KIT FOR Mk1 & Mk2 ESTATE MODELS WITH SINGLE ROUND SPEEDO | TK3070 |
| | TRIM KIT FOR Mk1 ESTATE MODELS WITH OVAL SPEEDO | TK3075 |

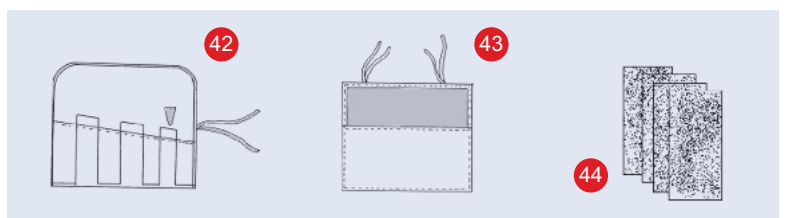
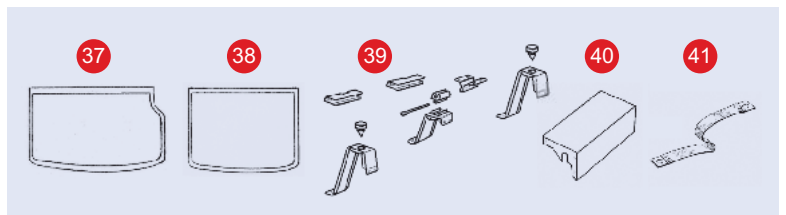
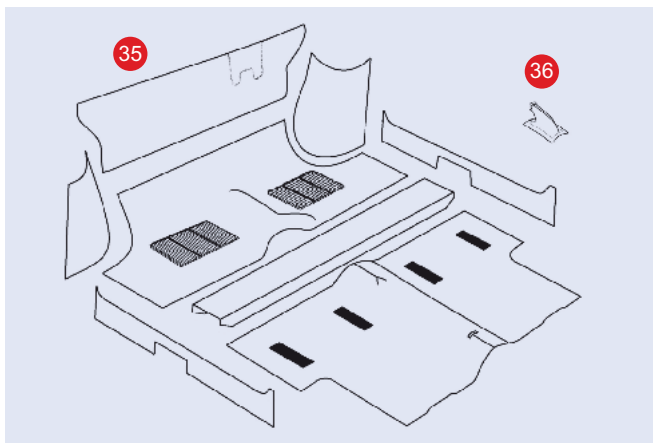
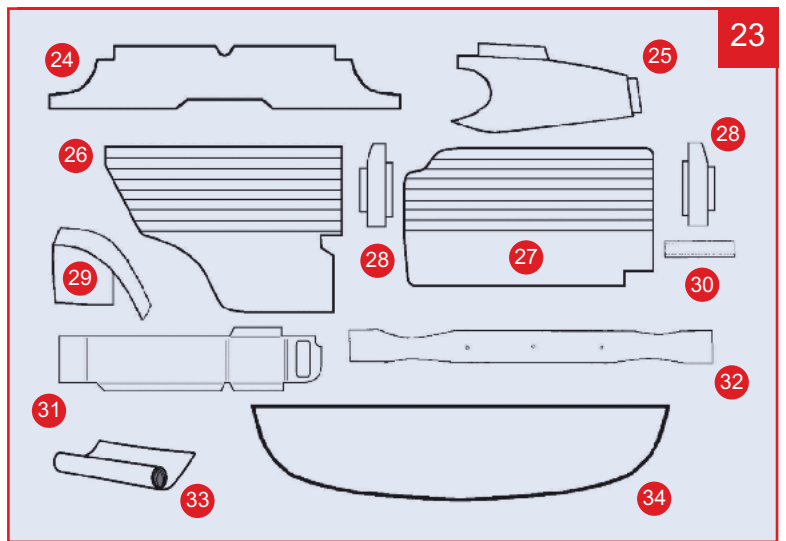
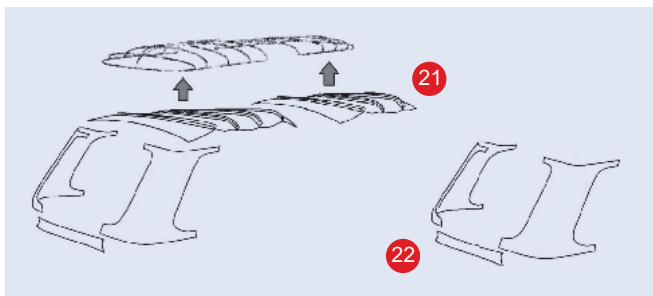
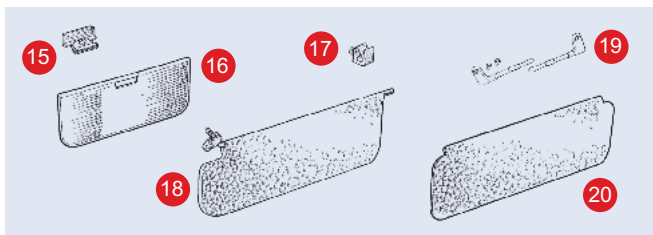
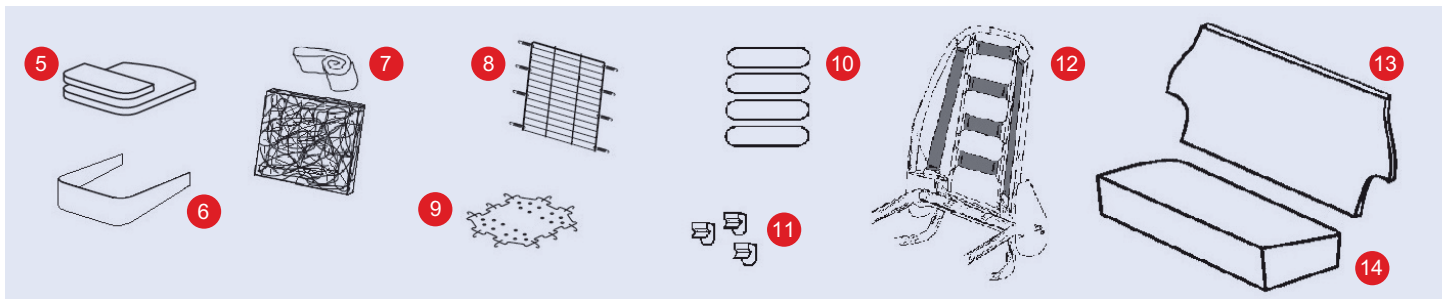
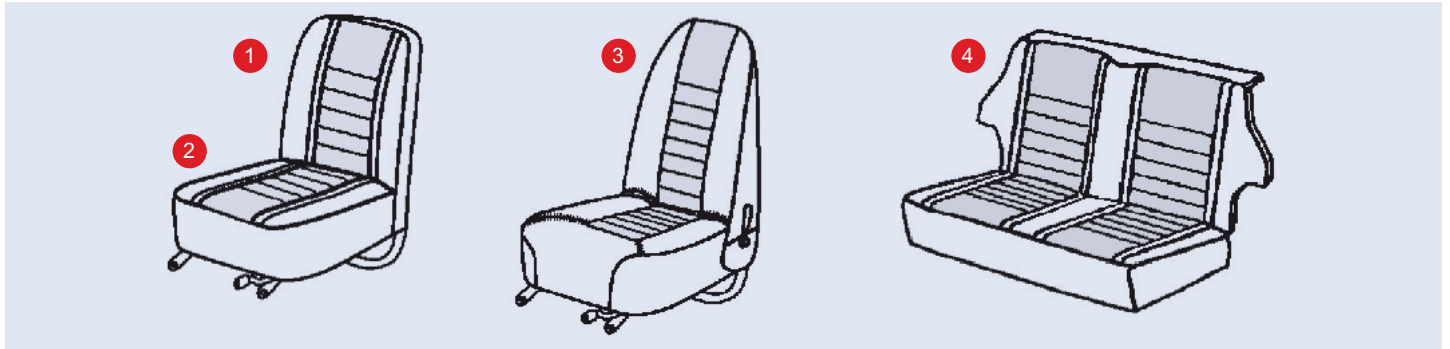


Colours Available

Cumulus Grey, Dove Grey, Porcelain Green, Powder Blue and Tartan Red

Mini Cooper Mk I 1962-67

Body	Seats	Panels	Carpets
Tartan Red or Old English White Smoke Grey or Tweed Grey Almond Green Surf Blue or Fiesta Yellow Surf Blue or Fiesta Yellow Island Blue	Tartan Red and Gold Brocade Dove Grey and Dark Grey Porcelain Green and Dove Grey Powder Blue and Gold Brocade Powder Blue and Silver Brocade Cumulus Grey and Gold Brocade	Gold Brocade Dove Grey Dove Grey Gold Brocade Silver Brocade Gold Brocade	Red Grey Grey Grey Powder Blue Powder Blue Grey



Mini Cooper Mk I 1962-67

The Mk.I Coopers were not only mechanically different to the standard Minis, but also had different style interiors. The seat frames are the same as standard cars, but the designs of the seat covers are different. There were four base colours used, Tartan Red, Powder Blue, Cumulus Grey and Dark Grey. The seat centres had either Gold Brocade, Silver Brocade or Dove Grey depending on the Body colour (see table below). BMC introduced a special high backed reclining seat around 1964, which was derived from the BMC Rally programme. We can offer a complete recovering kit for this seat, which includes all the necessary seat foams which are built into the covers. Original reclining seats are very rare now, so we have developed our own Replica reclining seat which looks almost identical to the original. The trim panel design was the same as used on standard cars, but some Brocade was used instead of plain colours. Our trim panel kits come complete ready to fit together with enough loose black material to cover the dash rails & "A" posts.



Mini Coopers of this era had a 5.5 gallon as standard, but a twin tank could be ordered with the new car or fitted later. We offer brand new boards ready carpeted or carpet covers to fit original boards.

The headlining kit is made from the original Cream Crackle material as are the matching sunvisors. There were three different styles of sunvisor design used during this period. The early cars had a style with a central fitting with a rather fancy chrome bracket, cars made during 1964/5 had a visor with a chromed swivel bracket at one end with a plastic peg at the other end. Later models used a similar pad which was attached to the body at either end with chrome brackets.



Mk I Mini Cooper Trim

SEAT COVERS & COMPONENTS

1,2&4

	MK1 COOPER FRONT AND REAR SEAT COVERING KIT (CAR SET)	SC3010
1	MK1 COOPER FRONT FIXED SEAT SQUAB COVER x1	SC3012
2	MK1 COOPER FRONT FIXED SEAT BASE COVER x1	SC3011
3	MK1 FACTORY RECLINING SEAT COVERING KIT (x1 SEAT INCLUDING NEW FOAM) LEFT HAND COMPLETE MK1 COOPER STYLE REPLICA RECLINING SEAT RIGHT HAND COMPLETE MK1 COOPER STYLE REPLICA RECLINING SEAT	SC3017 S3050 S3051
4	MK1 COOPER REAR SEAT COVERING KIT (BASE AND SQUAB)	SC3014
5	FRONT SEAT BASE FOAM CUSHION	SF659
6	FRONT SEAT BASE SKIRT FOAM WRAP	SF660
7	FRONT SEAT SQUAB PADDING KIT	SF666
8	FRONT SEAT SQUAB DIAPHRAGM	C708
9	FRONT SEAT BASE DIAPHRAGM	C705
10	SQUAB COVER- METAL TAB INSERT FOR SKIRT BOTTOM POCKETS (x4 = one car set)	C725
11	PACKET OF 20 SEAT FRAME CLIPS	C707
12	FACTORY RECLINING SEAT SQUAB STRAP DIAPHRAGM REPLACEMENT KIT	ST3001
13	REAR SEAT SQUAB FOAM	SF669
14	REAR SEAT BASE FOAM	SF668

SUNVISORS

15	CHROME BRACKET FOR EARLY SUNVISOR	SV2004
16	EARLY CENTRE BRACKET MOUNTED SUNVISOR	SV2000
17	PLASTIC RETAINING BRACKET FOR SWIVELLING SUNVISORS	SV734
18	MK1 'SWIVEL' SUNVISOR - PLAIN - WITH CHROME BRACKET	SV732
	MK1 'SWIVEL' SUNVISOR - WITH MIRROR & CHROME BRACKET - RHD	SV733
	MK1 'SWIVEL' SUNVISOR - WITH MIRROR & CHROME BRACKET - LHD	SV735
19	PLASTIC BRACKETS FOR LATE TYPE SUNVISORS - 2 PAIRS	SV2021
20	PLAIN PADDED SUNVISOR - LATE TYPE	SV2016
	PADDED SUNVISOR WITH MIRROR - LATE TYPE	SV2017

HEAD-LINING AND C-POSTS

21*	MK1 TYPE TWO-PIECE HEAD-LINING RE-COVERING KIT (FRAMES NOT INCLUDED)	HL3000
22	MK1 PATTERN C-POST INTERNAL LINING PANELS (x1 PAIR)	CP3010

*We offer a re-trimming service for all Mini frame suspended head-linings - please enquire for details.

INTERIOR PANELS AND TRIM

23	MK1 COOPER INTERIOR TRIM KIT (TO FIT OVAL SPEEDO BINNACLE)	TK3000
24	DASH TRAY LINER	DT3022
25	MK1 MINI DASH PANELS TO SUIT OVAL SPEEDO BINNACLE (PAIR)	DT3021
26	MK1 MINI REAR QUARTER PANELS (PAIR)	WA3022
27	MK1 MINI DOOR PANELS (PAIR)	DP3021
28	MK1 MINI DOOR FILLET PANELS (PAIR TO FIT ONE DOOR)	DP3022
29	SALOON WHEEL-ARCH COVERS (PAIR)	WAC3024
30*	MINI DOOR CHECK STRAP (INDIVIDUAL TO FIT ONE DOOR)	DC3005
31	MK1 MINI REAR POCKET LINERS (PAIR)	WA3023
32	MK1 DOOR POCKET LINING BOARDS (SUPPLIED IN BLACK EMBOSSED FINISH)	DP3023
33	DASH COVERING SPARE MATERIAL (BLACK LEATHERCLOTH)	DT3028
34	MK1MINI REAR PARCEL SHELF	WA3021

*DC3005 door check straps should match the contrasting colour on all brocade trimmed cars.

For example, cars trimmed in tartan red to contrast with gold brocade should have tartan red check straps.

CARPET

35	NEWTON COMMERCIAL MOULDED PRE-1973 MINI CARPET SET	CK960
36	INDIVIDUAL HAND-BRAKE GAITER (INCLUDED AS STANDARD IN CK960 ABOVE)	CK989

BOOT TRIM

37	CARPETED AND BOUND BOOT BOARD TO FIT MINIS WITH SINGLE 5½ GALLON PETROL TANK	CK951
	BOUND CARPET COVERING KIT ONLY (TO RE-COVER ORIGINAL BOARDS AS ABOVE)	CK966
38	CARPETED AND BOUND BOOT BOARD TO FIT MINIS WITH COOPER TWIN PETROL TANKS	CK952
	BOUND CARPET COVERING KIT ONLY (TO RE-COVER ORIGINAL BOARDS AS ABOVE)	CK967
39	BOOT BOARD SUPPORTING BRACKET KIT	CK948
40	ORIGINAL SPEC RIVETED FIBRE-BOARD BATTERY COVER	PT3010
41	BATTERY COVER STRAP	PT3011
42	HARDURA FELT TOOL POUCH	CK720
43	HARDURA FELT JACK BAG	CK721
44	SOUND DEADENING SELF ADHESIVE BITUMEN PADS	PT4008

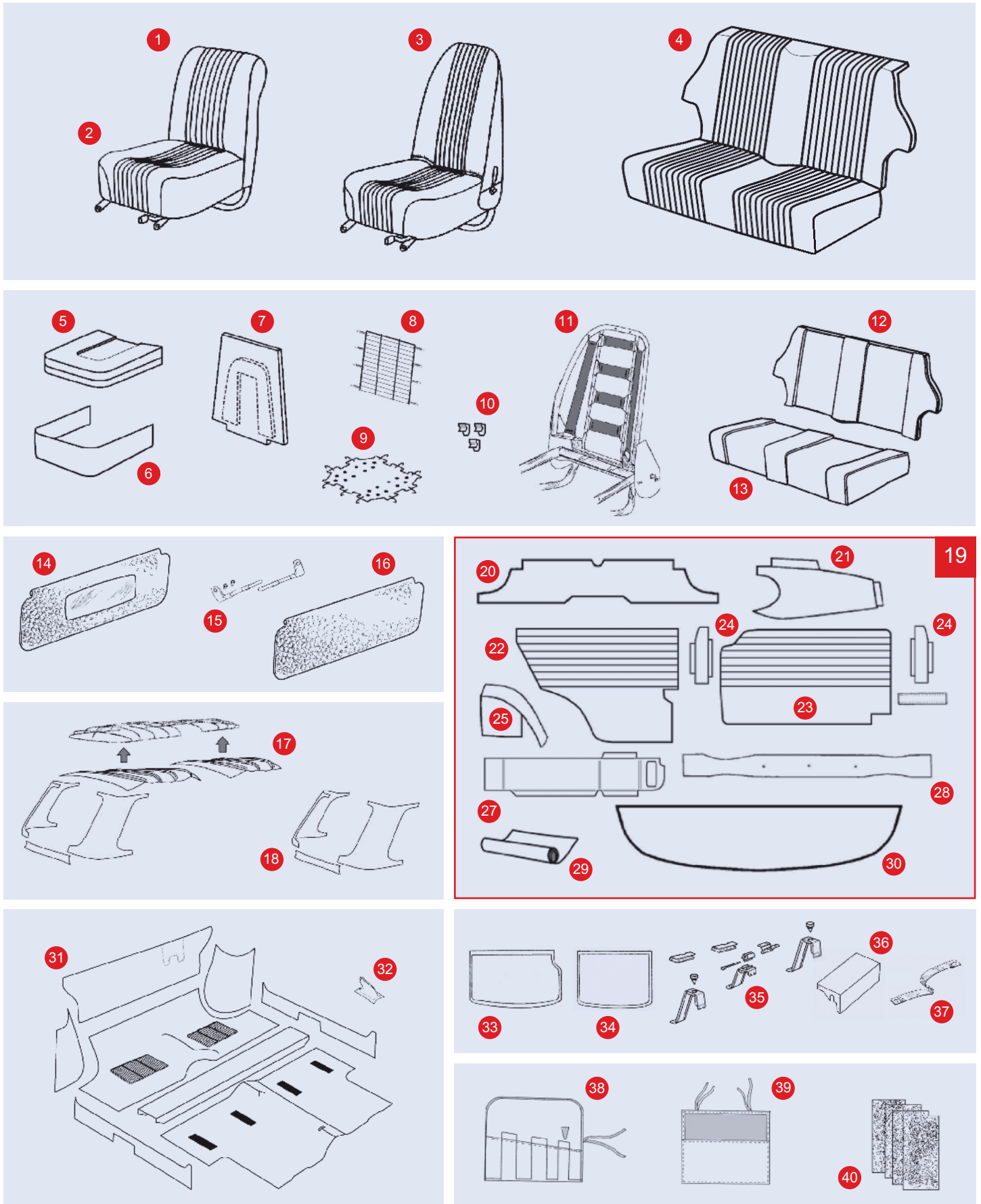


Colours Available

Coopers – Black only

Saloons – Black, Tartan Red and Cumulus Grey


Mini Mk II 1967-70 Saloons and Mini Coopers



Mini Mk II 1967-69 Saloon and Cooper



The headlining kit is made from the original Cream Crackle material as are the matching sunvisors. As the rear window is larger than the MK.I cars, the "C" post panels are a different size but the two piece canopy is the same. All Coopers had a carpeted boot board fitted. There are two types available, single petrol tank or twin tank applications.



The Mk.II Minis and Coopers were introduced in the Autumn of 1967. Outwardly, this new model had a larger front grille as well as a slightly larger rear window. The seat cover design was upgraded with a new simulated stitch design created using a special "welding" tool on a High Frequency welding machine. Electric impulses together with pressure "weld" the stitch pattern into the material.



The seat frames were retained from the earlier MK.I cars. Mini Coopers were only ever produced with black interiors, but the other models were also available in Tartan Red and Cumulus Grey. An up-rated Reclining seat was made available by the Special Tuning Department at Abingdon which proved very popular. We can offer a recovering seat kit for these original seats, or our own complete 'Replica - Recliners'.

The trim panel design was kept from the Mk.I cars. Our complete trim kits contain all necessary panels and for the Cooper model come with loose black material to cover the dash rails and "A" posts.



Mk II Mini Trim 1967-69

SEAT COVERS & COMPONENTS

1,2&4

- | | |
|--|--------|
| FRONT AND REAR SEAT COVERING KIT FOR MK2 MINI SALOON | SC3041 |
| 1 MK2 MINI FRONT SEAT SQUAB COVER | SC3042 |
| 2 MK2 MINI FRONT SEAT BASE COVER | SC3043 |
| 3 MK2 FACTORY RECLINER RECOVERING KIT-INCLUDES NEW FOAMS (FOR ONE SEAT ONLY) | SC3018 |
| NEWTON COMMERCIAL MK2 MINI REPLICA RECLINING SEAT - COMPLETE UNIT LH | S3048 |
| NEWTON COMMERCIAL MK2 MINI REPLICA RECLINING SEAT - COMPLETE UNIT RH | S3049 |
| 4 MK2 MINI REAR SEAT COVERING KIT | SC3044 |
| 5 FRONT SEAT BASE FOAM CUSHION | SF3010 |
| 6 FRONT SEAT BASE SKIRT FOAM WRAP | SF660 |
| 7 FRONT SEAT SQUAB FOAM | SF3012 |
| 8 FRONT SEAT SQUAB DIAPHRAGM | C715 |
| 9 FRONT SEAT BASE DIAPHRAGM | C705 |
| 10 PACKET OF 20 SEAT FRAME CLIPS | C707 |
| 11 FACTORY RECLINER SQUAB DIAPHRAGM RUBBER STRAP REPLACEMENT (FOR ONE SEAT) | ST3001 |
| 12 REAR SEAT REPLACEMENT SQUAB FOAM | SF678 |
| 13 REAR SEAT REPLACEMENT BASE FOAM | SF677 |

SUNVISORS

- | | |
|---|--------|
| 14 PADDED SUNVISOR WITH MIRROR - LATE TYPE | SV2017 |
| 15 PLASTIC BRACKETS FOR LATE TYPE SUNVISORS - 2 PAIRS | SV2021 |
| 16 PLAIN PADDED SUNVISOR - LATE TYPE | SV2016 |

HEAD-LINING AND C-POSTS

- | | |
|---|--------|
| 17* MK2 TYPE TWO-PIECE HEADLINING RECOVERING KIT (FRAMES NOT INCLUDED) | HL3010 |
| 18 MK2 PATTERN C-POST INTERNAL LINING PANELS (PAIR + ALSO INCLUDED IN HL3010) | CP3011 |

*We offer a re-trimming service for all Mini frame suspended head-linings- please enquire for details.

INTERIOR PANELS AND TRIM

- | | |
|--|---------|
| 19 MK2 MINI INTERIOR TRIM KIT (TO FIT OVAL SPEEDO BINNACLE) | TK3001 |
| MK2 MINI INTERIOR TRIM KIT (TO FIT ROUND SPEEDO) | TK3008 |
| 20 DASH TRAY LINER | DT3022 |
| 21 MK2 MINI DASH PANELS TO SUIT OVAL SPEEDO BINNACLE (PAIR) | DT3034 |
| MK2 MINI DASH PANELS TO SUIT ROUND SPEEDO (PAIR) | DT3024 |
| 22 MK2 MINI REAR QUARTER PANELS (PAIR) | WA3022 |
| 23 MK2 MINI DOOR PANELS (PAIR) | DP3021 |
| 24 MK2 MINI DOOR FILLET PANELS (PAIR TO FIT ONE DOOR) | DP3022 |
| 25 SALOON WHEEL-ARCH COVERS (PAIR) | WAC3024 |
| 26 MINI DOOR CHECK STRAP (INDIVIDUAL TO FIT ONE DOOR) | DC3005 |
| 27 MK2 MINI REAR POCKET LINERS (PAIR) | WA3023 |
| 28 MK2 DOOR POCKET LINING BOARDS (SUPPLIED IN BLACK EMBOSSED FINISH) | DP3023 |
| 29 COOPER DASH COVERING SPARE MATERIAL (BLACK LEATHERCLOTH) | DT3028 |
| 30 MK2 MINI REAR PARCEL SHELF | WA3021 |

CARPET

- | | |
|---|-------|
| 31 MOULDED PRE-1973 MINI CARPET SET | CK960 |
| 32 INDIVIDUAL HAND-BRAKE GAITER (INCLUDED AS STANDARD IN CK960 ABOVE) | CK989 |

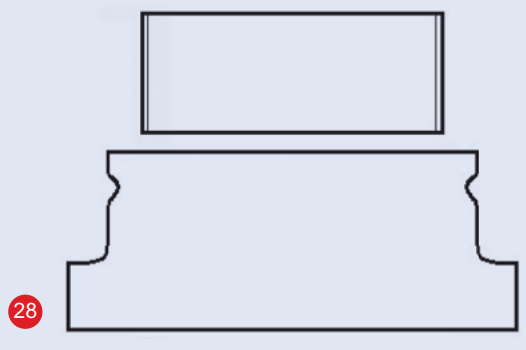
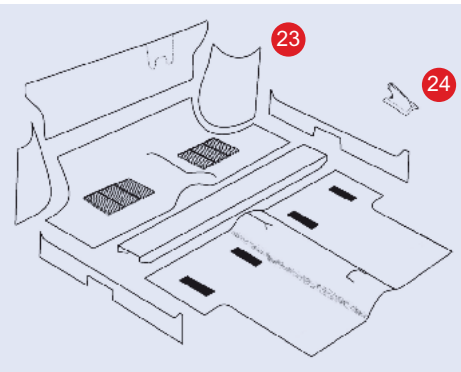
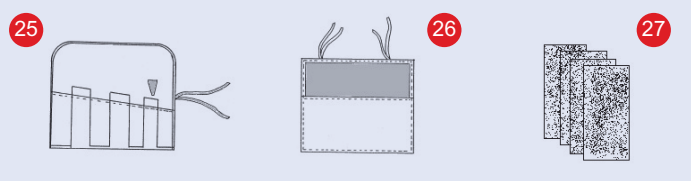
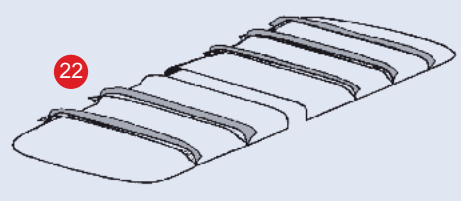
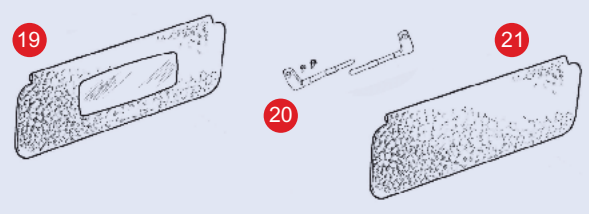
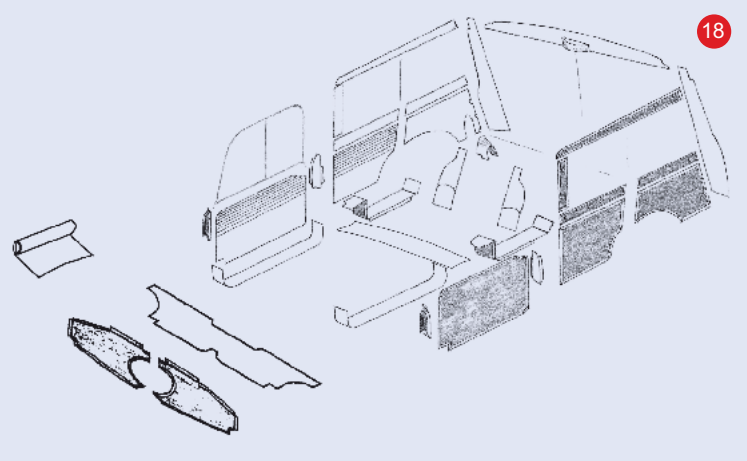
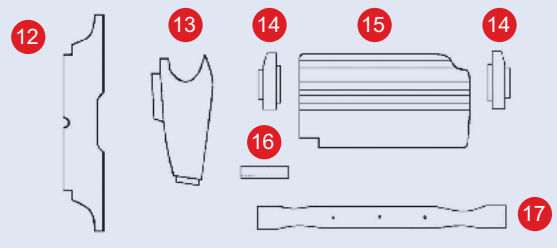
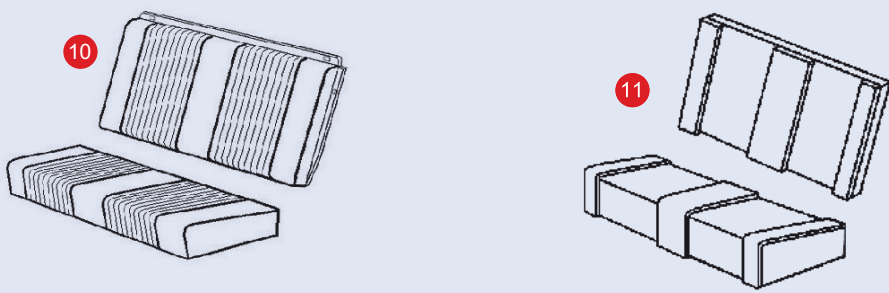
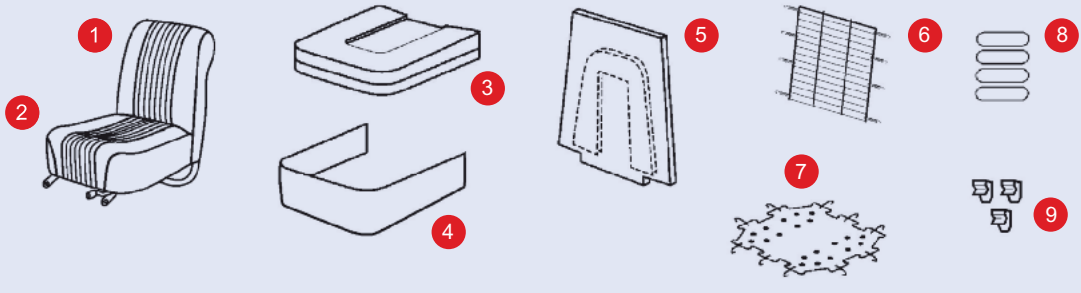
BOOT TRIM

- | | |
|--|--------|
| 33 CARPETED AND BOUND BOOT BOARD- TO FIT MINIS WITH SINGLE 5½ GALLON PETROL TANK | CK951 |
| BOUND CARPET COVERING KIT ONLY (TO RE-COVER ORIGINAL BOARDS AS ABOVE) | CK966 |
| 34 CARPETED AND BOUND BOOT BOARD TO FIT MINIS WITH COOPER TWIN PETROL TANKS | CK952 |
| BOUND CARPET COVERING KIT ONLY (TO RE-COVER ORIGINAL BOARDS AS ABOVE) | CK967 |
| 35 BOOT BOARD SUPPORTING BRACKET KIT | CK948 |
| 36 ORIGINAL SPEC RIVETED FIRE-BOARD BATTERY COVER | PT3010 |
| 37 BATTERY COVER STRAP | PT3011 |
| 38 HARDURA FELT TOOL POUCH | CK720 |
| 39 HARDURA FELT JACK BAG | CK721 |
| 40 SOUND DEADENING SELF ADHESIVE BITUMEN PADS | PT4008 |

Colours Available

Cumulus Grey, Tartan Red,
and Black

Mini Traveller Mk II 1967-70



Mini Traveller Mk II 1967-70



The Mk2 Minis were introduced in the Autumn of 1967 and amongst many other body and mechanical changes the design of the seats was altered. The seat frames were retained from the earlier Mk1 models, but the seat covers and internal foams were redesigned. The new simulated stitch design used on the seat facings was created using a special "welding" tool on a High Frequency welding machine. Electric impulses together with pressure "weld" the stitch pattern into the material. The trim panel design was kept from the Mk1 cars. Our complete kits contain all necessary panels to rebuild your interior.

The front carpet is moulded with sound deadening material included. The rear mat also has sound deadening included as have the front wheel arch pieces and under dash bulkhead. To complete the kit we have included sill carpets and a vinyl hand brake gaiter. A set of carpet clips and floor studs together with fitting instructions are also included. The headlining kit is made from the original Cream Crackle material as are the matching sun-visors.



Mini Traveller/Countryman Mk II 1967-1969

SEAT COMPONENTS

- 1 FRONT SEAT SQUAB COVER (WELDED VINYL DESIGN) x1
- 2 FRONT SEAT BASE COVER (WELDED VINYL DESIGN) x1
- 3 FRONT SEAT BASE FOAM
- 4 FRONT SEAT BASE SKIRT FOAM WRAP
- 5 FRONT SEAT SQUAB COVER FOAM
- 6 FRONT SEAT SQUAB DIAPHRAGM
- 7 FRONT SEAT BASE DIAPHRAGM
- 8 SEAT SQUAB POCKET METAL TAB INSERTS x4
- 9 PACKET OF 20 SEAT FRAME CLIPS
- 10 REAR SEAT COVERING KIT (WELDED VINYL DESIGN)
- 11 REPLACEMENT REAR SEAT BASE FOAM
REPLACEMENT REAR SEAT SQUAB FOAM

SC3042
SC3043
SF3010
SF660
SF3012
C715
C705
C725
C707
SC3045
SF676
SF675

INTERIOR TRIM PANELS

- 12 PADDED DASH-TRAY LINER – FOAM BACKED VINYL
- 13 PAIR OF SPEEDO PANELS – ROUND SINGLE INSTRUMENT BINNACLE IN (VINYL)
OVAL THREE INSTRUMENT BINNACLE IN (VINYL)
- 14 DOOR FILLET PANELS
- 15 PAIR OF DOOR PANELS – WELDED VINYL DESIGN
- 16 DOOR CHECK STRAP (AVAILABLE IN GREY FLECK OR PLAIN VINYL)
- 17 PAIR OF DOOR POCKET LINERS – CUT FROM PAINTED AND EMBOSSED BLACK BOARD
- 18 COMPLETE CAR TRIM PANEL KIT FOR Mk1 & Mk2 ESTATE
– WITH SINGLE ROUND SPEEDO
COMPLETE CAR TRIM PANEL KIT FOR Mk1 & Mk2 ESTATE
– WITH THREE INSTRUMENT OVAL BINNACLE

DT3022
DT3024
DT3034
DP3022
DP3021
DC3005
DP3023
TK3070
TK3076

HEADLINING & ROOF ACCESSORIES

- 19 PADDED SUNVISOR WITH MIRROR – LATE TYPE
- 20 PLASTIC BRACKETS FOR LATE TYPE SUNVISORS – 2 PAIRS
- 21 PLAIN PADDED SUNVISOR – LATE TYPE
- 22 Mk1 & Mk2 MINI TWO PIECE HEADLINING RE-COVERING KIT

SV2017
SV2021
SV2016
HL3020

CARPET & REAR LOAD AREA ACCESSORIES

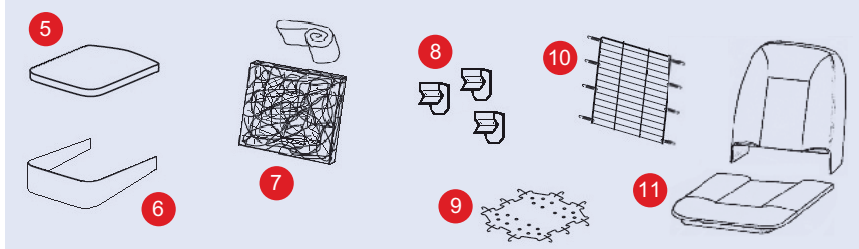
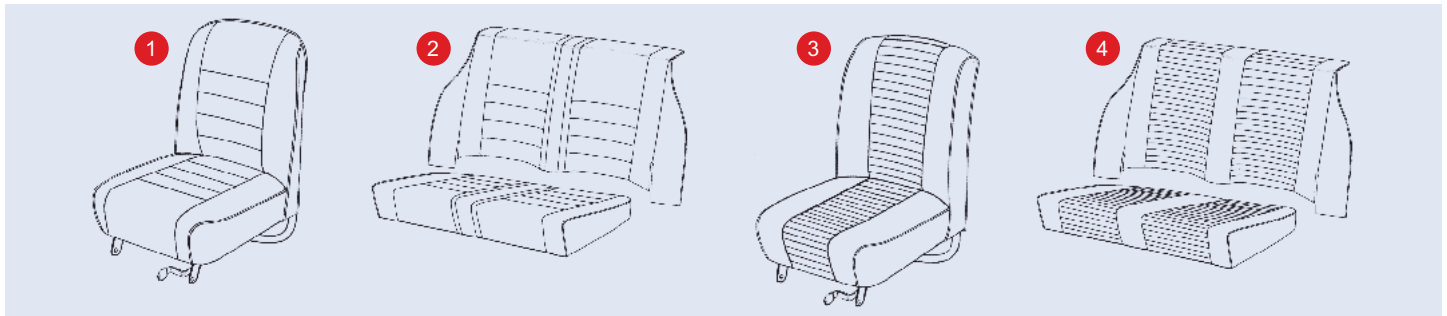
- (some carpet set colours do not include a moulded floor mat to cover front foot-well)
- 23 PRE-1973 MINI TRAVELLER, COUNTRYMAN & ESTATE SALOON CARPET SET (Mk1, Mk2 & EARLY Mk3)
 - 24 INDIVIDUAL HAND-BRAKE GAITER (INCLUDED AS STANDARD IN CK970 ABOVE)
 - 25 BLACK HARDURA FELT TOOL POUCH
 - 26 BLACK HARDURA FELT JACK BAG
 - 27 SOUND DEADENING SELF ADHESIVE BITUMEN PADS
 - 28 LATE Mk1 & Mk2 REAR LOAD AREA TWO-PIECE CARPETING KIT

CK970
CK989
CK720
CK721
PT4008
CK972

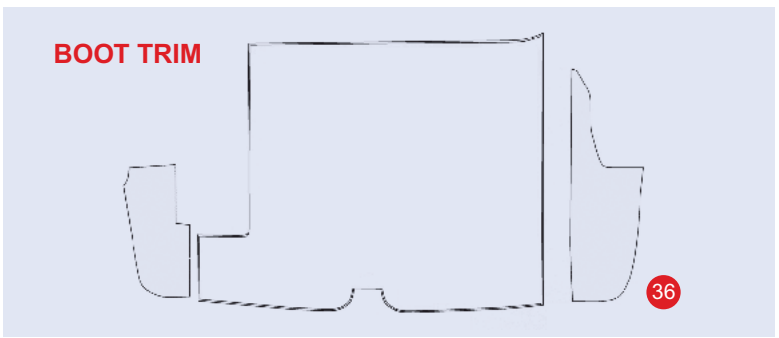
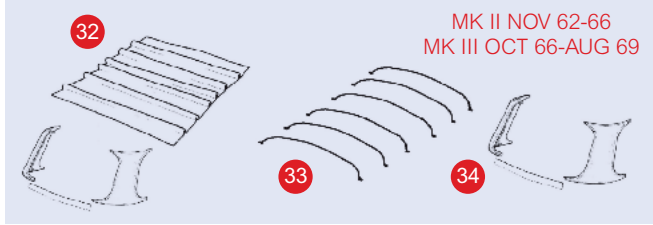
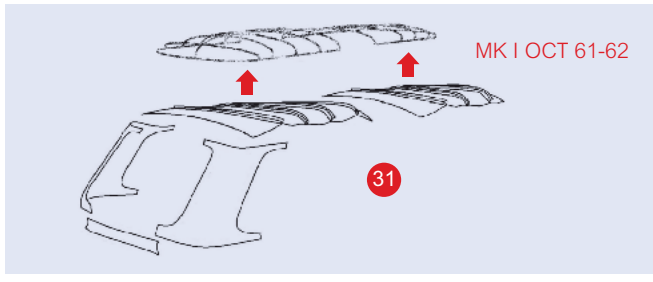
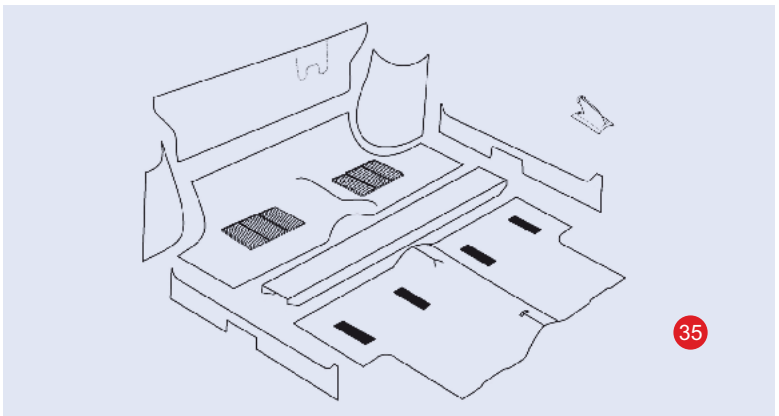
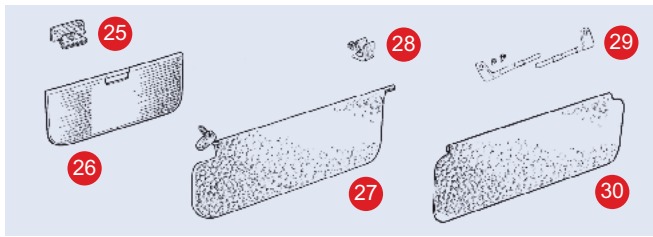
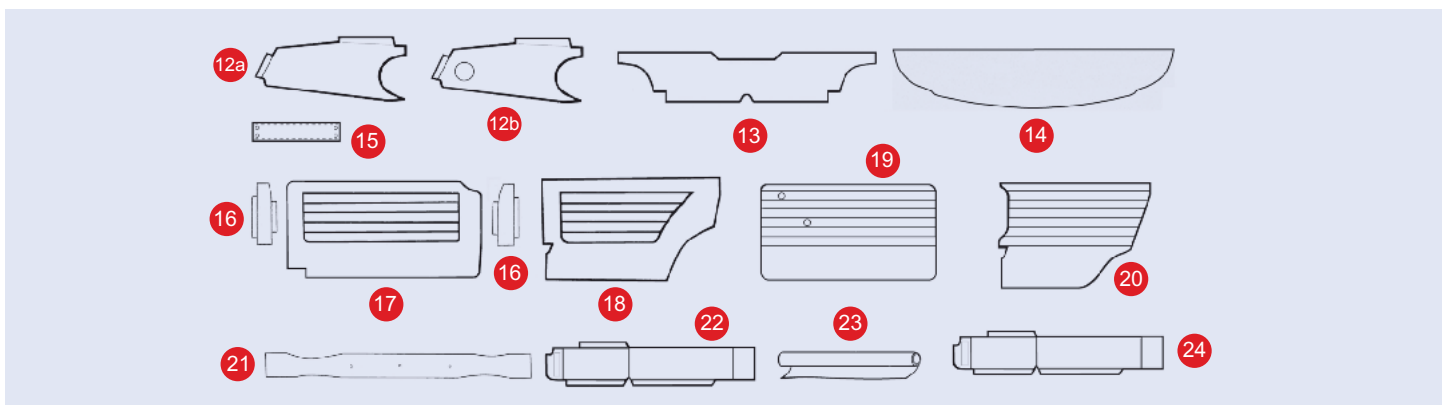
Colours Available

Black, Dove Grey, Porcelain Green,
Powder Blue and Grenadine Red

Riley Elf and Wolseley Hornet – MKI Oct 1961-62, MKII Nov 1962-66, MK3 Oct 1966-69



Rear Seat Padding – The rear squab and base usually only need a topping foam or soft felt in order to support the new seat covers. The rear base was mounted on a spring case and the rear squab on a wire frame (similar to later minis) except that it carried the cover over the back of the wheel arch. Please contact us to discuss your requirements.



Riley Elf and Wolseley Hornet – Mk I, Mk II & Mk III 1961-1969



As most people know the introduction of the Elf and Hornet models in the early 1960's was an attempt by BMC not only to create an up market Mini, but to try and make more profit from the Mini range. Over the 8 years of production nearly 60,000 were built which is pretty impressive for a "niche" model. As far as the interior trim was concerned, these cars were equipped with leather faced seats and differently designed trim panels and extra trim accessories to the normal Mini range. Although the seat frames were the same as fitted to normal Minis, the front seat foams on the MK.III cars were more shapely to suit the leather seat covers. We have developed new front seat foam kits for this models.

Mk.I & II cars had the same trim fitted, whereas the MK.III cars were updated to have a different design on the seats as well as the door and rear quarter panels.

The door & rear quarter panels on all models were unique to these two models. Early

MK.I cars had the two piece headlining mounted on two frames, whereas the later cars had a one piece canopy held in the car by 6 headlining stays. All models had the Cream Crackle headlining material. The early cars had a style of sunvisor with a central fitting and a rather fancy chrome bracket, cars made during 1964/5 had a visor with a plastic peg at the other end. Later models used a similar pad which was attached to the body at either end with chrome brackets. Please see chart for details of each type.

Our moulded carpet set will revolutionise the interior of your car. The front & rear carpets are moulded with sound deadening material included. The front wheel arch pieces and under dash bulkhead have sound deadening included as well. Sill carpets and a vinyl hand brake gaiter complete the kit. A set of carpet clips and floor studs together with fitting instructions are also included.

Wolseley Hornet & Riley Elf – Mk I, Mk II & Mk III Interior Trim

SEAT COVERS

1	MK1 & MK2 LEATHER FRONT SEAT COVERING KIT – PAIR	SC3215
2	MK1 & MK2 LEATHER REAR SEAT COVERING KIT	SC3216
3	MK3 LEATHER FRONT SEAT COVERING KIT – PAIR	SC3218
4	MK3 LEATHER REAR SEAT COVERING KIT	SC3219

SEAT COMPONENTS

5	MK1 & MK2 FRONT SEAT BASE FOAM PAD	SF655
6	FRONT SEAT BASE SKIRT FOAM WRAP	SF660
7	MK1 & MK2 FRONT SEAT SQUAB PADDING KIT	SF666
8	PACKET OF 20 SEAT FRAME CLIPS	C707
9	FRONT SEAT BASE DIAPHRAGM	C705
10	FRONT SEAT SQUAB DIAPHRAGM	C715
11	MK3 RILEY ELF & WOLSELEY HORNET FRONT SEAT REPLACEMENT FOAM KIT (1 SEAT)	SF3016

INTERIOR TRIM PANELS

12a	WOLSELEY HORNET Mk1 & Mk2 OVAL SPEEDO/DASH PANELS	DT3021
12b	Mk3 SPEEDO/DASH PANELS (WITH 'EYE-BALL' VENTS)	DT3038
13	DASH-TRAY LINER	DT3022
14	REAR PARCEL SHELF	WA3215
15	MK1 & MK2 DOOR CHECK STRAP	DC3005
16	MK1 & MK2 DOOR FILLET PANELS	DP3022
17	MK1 & MK2 ELF & HORNET DOOR PANELS – PAIR	DP3219
18	MK1 & MK2 ELF & HORNET REAR QUARTER PANELS – PAIR	WA3216
19	MK3 ELF & HORNET DOOR PANELS – PAIR	DP3221
20	MK3 ELF & HORNET REAR QUARTER PANELS – PAIR	WA3217
21	MK1 & MK2 BLACK PAINTED AND EMBOSSED DOOR BIN-LINERS	DP3023
22	MK1 & MK2 REAR POCKET LINERS – PAIR	WA3023
23	DASH SURROUND COVERING MATERIAL	DT3028
24	MK3 REAR POCKET LINERS – PAIR	WA3030

ROOF ACCESSORIES

25	CHROME BRACKET FOR EARLY SUNVISOR	SV2004
26	EARLY CENTRE BRACKET MOUNTED SUNVISOR	SV2000
27	MK1 'SWIVEL' SUNVISOR – PLAIN – WITH CHROME BRACKET	SV732
	MK1 'SWIVEL' SUNVISOR – WITH MIRROR & CHROME BRACKET – RHD	SV733
	MK1 'SWIVEL' SUNVISOR – WITH MIRROR & CHROME BRACKET – LHD	SV735
28	PLASTIC RETAINING BRACKET FOR SWIVELLING SUNVISORS	SV734
29	PLASTIC BRACKETS FOR LATE TYPE SUNVISORS – 2 PAIRS	SV2021
30	PLAIN PADDED SUNVISOR – LATE TYPE	SV2016
	PADDED SUNVISOR WITH MIRROR – LATE TYPE	SV2017
31	MK1 EARLY ELF & HORNET TWO-PIECE FRAME MOUNTED HEADLINING RE-COVERING KIT	HL3000
32	MK2 ONWARDS ELF & HORNET SUSPENDED HEADLINING RE-COVERING KIT	HL3005
33	CAR SET OF 6 HEADLINING STAYS (TO FIT HL3005- COLOUR CODED+ INSTRUCTIONS INCLUDED)	HL3030
34	MK2 ONWARDS ELF & HORNET C-POST REPLACEMENT KIT	CP3005

CARPET

35	MOULDED CARPET SET	CK960
----	--------------------	-------

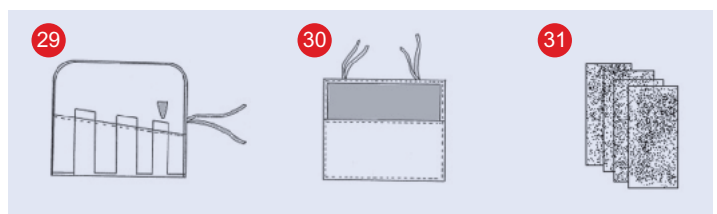
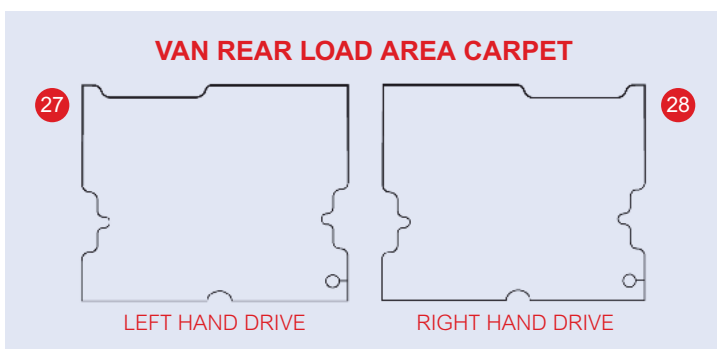
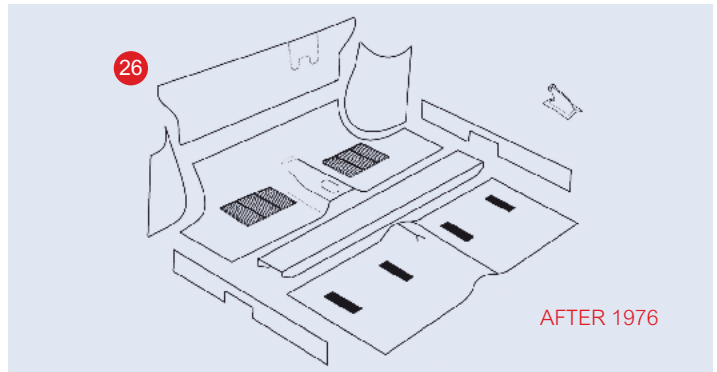
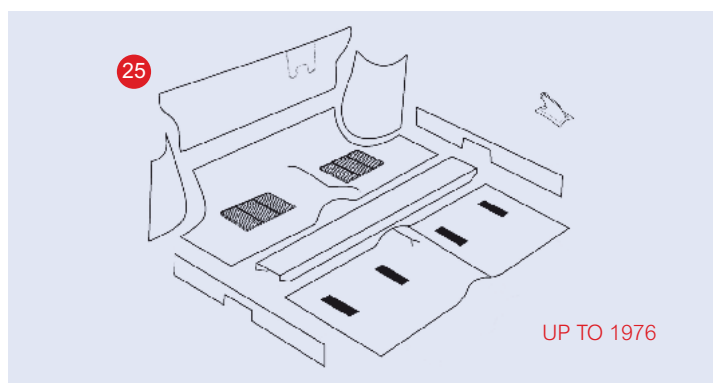
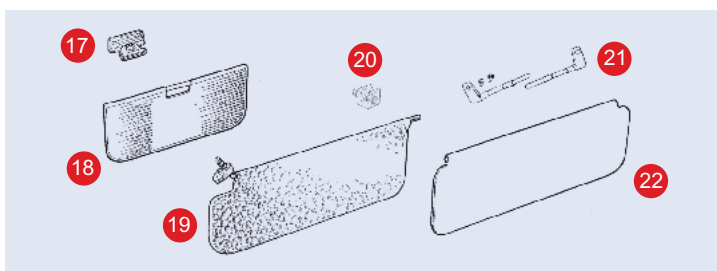
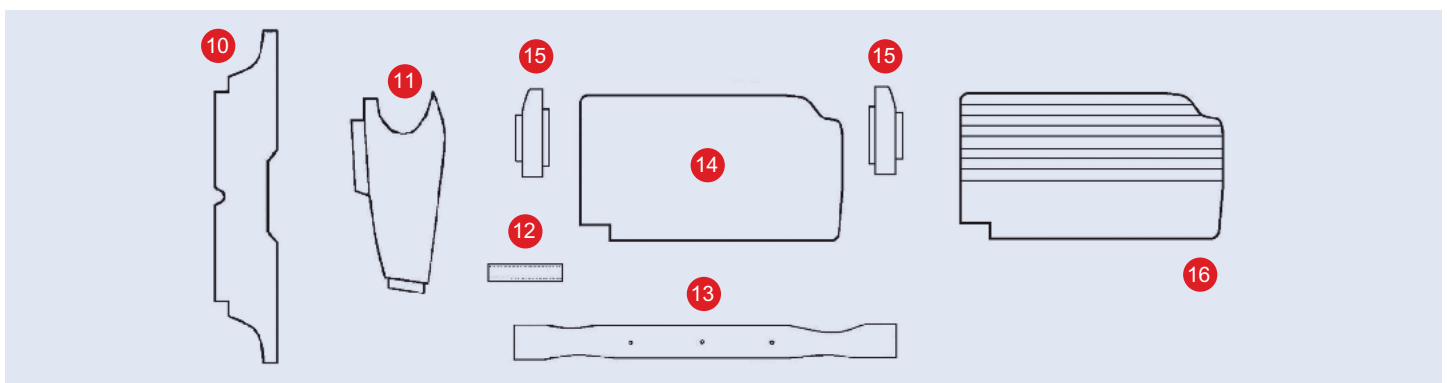
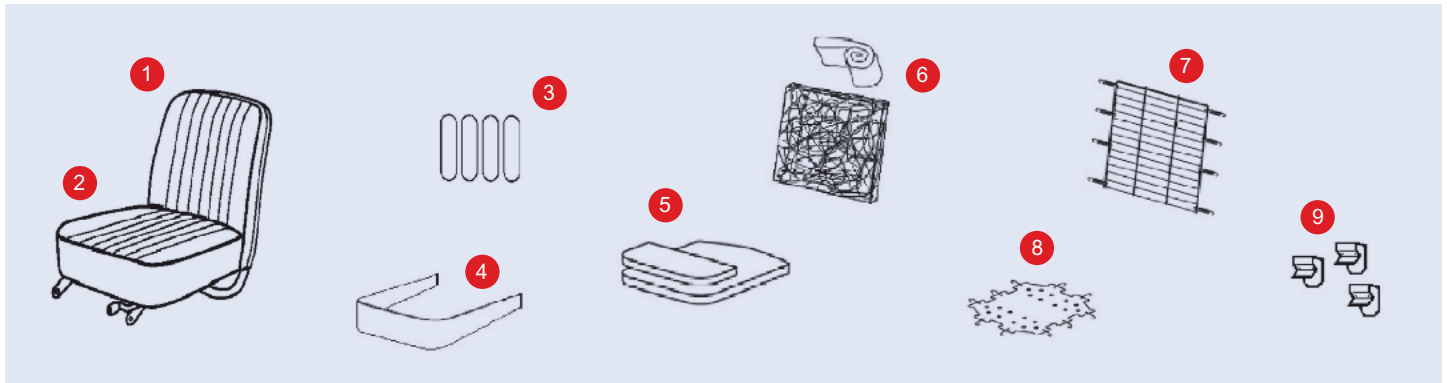
BOOT TRIM

36	RILEY ELF & WOLSELEY HORNET BOOT BOARD – BOUND CARPET COVERING KIT	CK963
----	--	-------

Colours Available

Black as standard,
other colours available on request

Mini Van and Mini Pick-up




Mini Van and Mini Pick-up

Mini Vans and Pick-Ups were obviously the "work horses" of the Mini range and in their day were used not only by the Butcher, Baker and Candlestick Maker, but also by Farmers and huge organisations like the Post Office and the Armed forces. Consequently the interior trim was functional and fairly basic compared to the Saloons and other utility models.

Early models had either Beige or Tan coloured interior, whereas later models were fitted in Black. We can offer Black as standard. Please enquire for other colours. The original design is as illustrated with vertical flutes on the seat faces, either sewn or simulated stitch lines created by high frequency welding.

All the internal foams and diaphragms etc. are available as can be seen here. We are offering the original style trim panels which are black painted and grained fibreboard. Those who wish to upgrade their interior panels can use standard Mini saloon items which are vinyl covered. For early models the headlining kits and sunvisors are in the original Cream Crackle design and colour and for later models (usually after 1970) we use the Light Grey colour. Originally all these models had rubber moulded floor mats fitted as standard, unfortunately these are no longer available and so we are offering our moulded carpet sets, which have the same high quality specification as those we market for the Saloons.



Mini Van & Pick-up Interior Trim

SEAT COMPONENTS

- 1 SEAT SQUAB COVER – VERTICALLY STITCHED/SEWN
SEAT SQUAB COVER – FORMED DESIGN OF VERTICAL 'WELD' LINES
- 2 SEAT BASE COVER – STITCHED TYPE
SEAT BASE COVER – WELDED DESIGN
- 3 SEAT SQUAB POCKET METAL TAB INSERTS x 4 (AID TO FITTING)
- 4 SEAT BASE FRAME SKIRT FOAM WRAP
- 5 SEAT BASE FOAM CUSHION
- 6 SEAT SQUAB PADDING KIT
- 7 SEAT SQUAB REPLACEMENT DIAPHRAGM AND SPRING KIT
- 8 SEAT BASE REPLACEMENT DIAPHRAGM AND SPRING KIT
- 9 PACKET OF 20 SEAT FRAME CLIPS

SC3007
SC3013
SC3004
SC3016
C725
SF660
SF659
SF666
C715
C705
C707

INTERIOR TRIM PANELS

- 10 PADDED DASH-TRAY LINER
- 11 ORIGINAL MINI VAN & PICK-UP DASH PANELS – ROUND SPEEDO
(BLACK PAINTED & EMBOSSED BOARD)
ROUND SPEEDO DASH PANELS – TRIMMED IN VINYL MATERIAL (AS PER SALOONS)
OVAL SPEEDO BINNACLE DASH PANELS – TRIMMED IN VINYL MATERIAL (AS PER SALOONS)
- 12 MK1 & MK2 MINI DOOR CHECK-STRAPS
- 13 MK1 & MK2 MINI DOOR BIN LINERS – LH, RH OR PAIR
(BLACK PAINTED & EMBOSSED BOARD)
- 14 ORIGINAL MINI VAN & PICK-UP DOOR PANELS – PAIR
(BLACK PAINTED & EMBOSSED BOARD)
- 15 ORIGINAL VAN & PICK-UP DOOR FILLET PANELS – 1 Pair
(1 DOOR – BLACK PAINTED & EMBOSSED BOARD)
MK1 & MK2 MINI DOOR FILLET PANELS – 1 Pair
(FOR 1 DOOR – TRIMMED IN MATERIAL AS PER SALOONS)
- 16 MK1 & MK2 MINI DOOR PANELS – TRIMMED IN MATERIAL AS PER MK1 SALOONS (PAIR)

DT3022
DT3040
DT3024
DT3021
DC3005
DP3023
DP3046
DP3041
DP3022
DP3021

ROOF ACCESSORIES

- 17 CHROME BRACKET FOR EARLY SUNVISOR
- 18 EARLY CENTRE BRACKET MOUNTED SUNVISOR
- 19 MK1 'SWIVEL' SUNVISOR – PLAIN – WITH CHROME BRACKET
MK1 'SWIVEL' SUNVISOR – WITH MIRROR & CHROME BRACKET – RHD
MK1 'SWIVEL' SUNVISOR – WITH MIRROR & CHROME BRACKET – LHD
- 20 PLASTIC RETAINING BRACKET FOR SWIVELLING SUNVISORS
- 21 PLASTIC BRACKETS FOR LATE TYPE SUNVISORS – 2 PAIRS
- 22 PLAIN PADDED SUNVISOR – LATE TYPE
PADDED SUNVISOR WITH MIRROR – LATE TYPE
- 23 MINI VAN HEAD-LINING RE-COVERING KIT
- 24 MINI PICK-UP HEAD-LINING RE-COVERING KIT

SV2004
SV2000
SV732
SV733
SV735
SV734
SV2021
SV2016
SV2017
HL3018
HL3024

CARPETS

- 25 MINI VAN & PICK-UP CARPET SET FOR VEHICLES WITH EARLY MK1/MK2 TUNNEL
(UP TO 1976)
 - 26 MINI VAN & PICK-UP CARPET SET FOR VEHICLES WITH LATER 'MK3' TUNNEL (1976 ON)
- Both of the above carpet sets include our unique moulded front foot-well, full width carpet mat as standard.
- 27 VAN REAR LOAD AREA CARPET – LHD VANS
 - 28 VAN REAR LOAD AREA CARPET – RHD VANS

CK974
CK973
CK986
CK985

ACCESSORIES

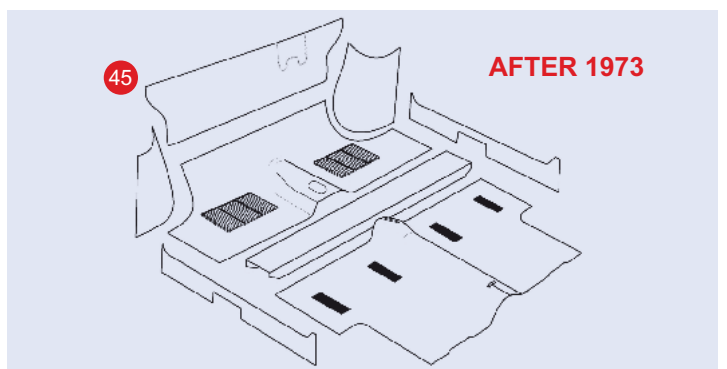
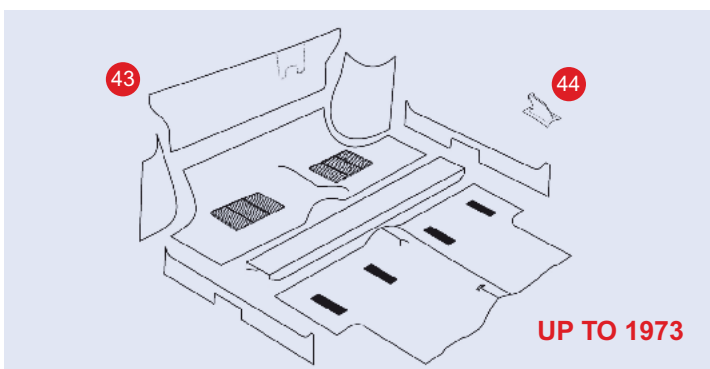
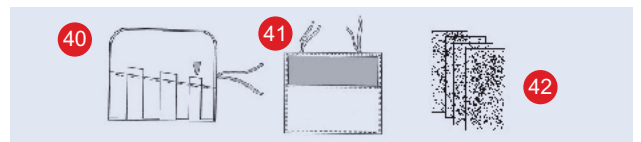
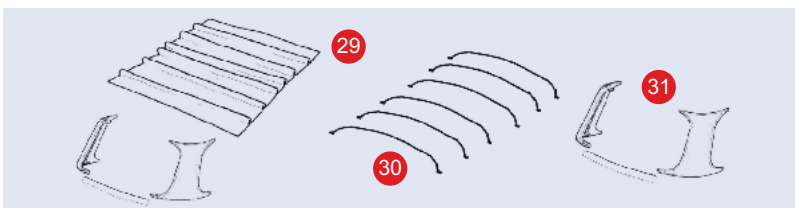
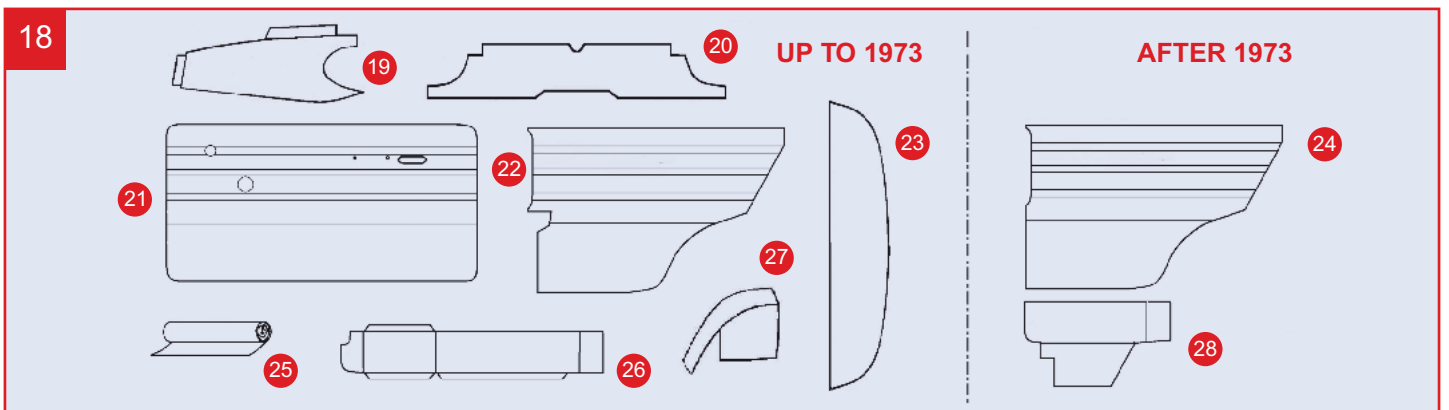

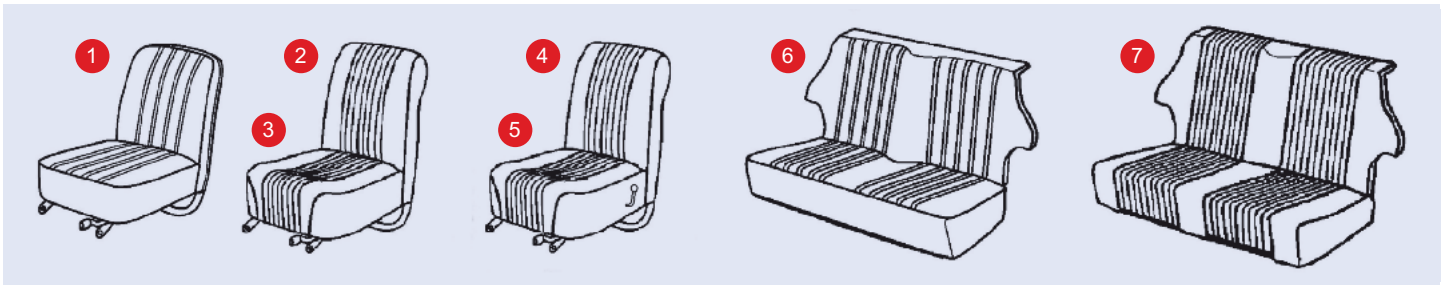
- 29 HARDURA FELT TOOL POUCH
- 30 HARDURA FELT JACK BAG
- 31 SOUND DEADENING SELF ADHESIVE BITUMEN PADS

CK720
CK721
PT4008

Colours Available

Black, Navy and Autumn Leaf
other colours available on request

Mini Mk III 1970-76 Saloon and Cooper



Mini Mk III 1970-76 Saloon and Cooper

The 1970's Minis had a new body shell to incorporate the new doors with wind up windows, and also at this time the range of body and interior colours was changed to come into line with other British Leyland colours. The design of the seat covers was kept from the previous MK.II models, but the grain of the material itself was made coarser. These models didn't have a high back reclining seat as an optional extra, but our Replica seat will fit this model as well. There was however, a tilting seat which looked like the standard fixed item which was required by Law in several European countries. This seat can be recognised by having a lever on the outside of the base frame. With the introduction of new doors British Leyland took the opportunity to change the design on the trim panels and with the new colour range to update the image of the new cars. We are offering only Black and Navy interior colours as these are the most popular. There were others but we have never been asked for them.

Our moulded carpet set for these models will revolutionize the interior of your Mini. The

front and rear carpets are moulded with sound deadening material included. The front wheel arch pieces and under dash bulkhead have sound deadening included as well. Sill carpets and a vinyl hand brake gaiter complete the kit. A set of carpet clips and floor studs together with fitting instructions are also included. Bonnet felts were never fitted to these cars, but we have developed our own quilted type. They

really do reduce the engine noise! A new headlining fixing was introduced using six stays which were inserted into loops in the one piece canopy. Also at this time the headlining material was changed to a pale Grey again to come into line with other BL models. The Cooper models had a single petrol tank carpeted boot board as standard. Twin tanks were optional extra at this time.



Mk III Mini Trim – Cooper and Saloons (Late 1969-1976)

SEAT COVERS

- | | | |
|----|--|--------|
| 1 | MK3 'MINI 850' VINYL FRONT SEAT COVERING KIT (x1 SEAT, BASE & SQUAB) | SC3030 |
| 2 | MK3 'MINI 1000' & '1275 COOPER - S' VINYL FIXED FRONT SEAT SQUAB COVER | SC3048 |
| 3 | MK3 'MINI 1000' & '1275 COOPER - S' VINYL FIXED FRONT SEAT BASE COVER | SC3047 |
| 4* | MK3 'MINI 1000' & '1275 COOPER - S' VINYL RECLINING FRONT SEAT SQUAB COVER | SC3234 |
| 5* | MK3 'MINI 1000' & '1275 COOPER - S' VINYL RECLINING FRONT SEAT BASE COVER | SC3220 |
| 6 | MK3 'MINI 850' VINYL REAR SEAT COVERING KIT | SC3031 |
| 7 | MK3 'MINI 1000' VINYL REAR SEAT COVERING KIT | SC3049 |

* The reclining feature was an original optional extra on both the Mk3 Mini 1000 and 1275 Cooper S models. More commonly seen on the Coopers, it is now very rarely seen on the Mini 1000.

SEAT COMPONENTS

- | | | |
|-------|--|--------|
| 8 | FRONT SEAT BASE FOAM CUSHION | SF3010 |
| 9 | FRONT SEAT BASE FOAM WRAP | SF660 |
| 10 | FRONT SEAT SQUAB FOAM PADDING | SF3012 |
| 11 | FRONT SEAT SQUAB DIAPHRAGM | C708 |
| 12 | FRONT SEAT BASE DIAPHRAGM | C705 |
| 13 | PACKET OF 20 SEAT FRAME CLIPS | C707 |
| 14&16 | REAR SEAT SQUAB REPLACEMENT FOAM | SF678 |
| 15 | REAR SEAT BASE FOAM (FOR MINI 850) | SF669 |
| 17 | REAR SEAT BASE FOAM (FROM MINI 1000 & 1275 COOPER - S) | SF677 |

INTERIOR PANELS AND TRIM

- | | | |
|----|---|---------|
| 18 | MK3 SALOON PANEL TRIM KIT 1969-1973 – OVAL BINNACLE MINI 1000 & 1275 COOPER-S | TK3007 |
| | MK3 SALOON PANEL TRIM KIT 1969-1973 – ROUND SPEEDO MINI 850 ONLY | TK3009 |
| 19 | PAIR OF SPEEDO PANELS FOR MK3 OVAL SPEEDO BINNACLE | DT3026 |
| | PAIR OF SPEEDO PANELS FOR MK3 WITH ROUND SPEEDOMETER | DT3029 |
| 20 | DASH TRAY LINER – VINYL WITH FOAM BACKING | DT3027 |
| 21 | MK3 DOOR PANELS (PAIR) | DP3024 |
| 22 | MK3 REAR QUARTER PANELS (PAIR) UP TO 1973 | WA3026 |
| 23 | MK3 REAR PARCEL SHELF | WA3027 |
| 24 | MK3 REAR QUARTER PANELS (PAIR) 1973-76 | WA3028 |
| 25 | DASH SURROUND MATERIAL FOR MK3 1275 COOPER - S | DT3028 |
| 26 | MK3 EARLIER STYLE REAR POCKET LINERS (PAIR) UP TO 1973 | WA3030 |
| 27 | REAR WHEEL ARCH COVERS (PAIR) | WAC3025 |
| 28 | MK3 LATER STYLE REAR POCKET LINERS (PAIR) 1973-76 | WA3050 |

HEAD-LINING AND C-POSTS

- | | | |
|----|--|--------|
| 29 | MK3 MINI REPLACEMENT HEADLINING KIT | HL3012 |
| 30 | MK3 ONWARDS- CAR SET OF 6 MINI HEADLINING STAYS (COLOUR CODED+ INSTRUCTIONS INC.) | HL3030 |
| 31 | MK3 SALOON C-POST REPLACEMENT KIT (INCLUDES MATERIAL STRIP TO COVER BODY UNDER R.WINDOW) | CP3012 |

SUNVISORS

- | | | |
|----|--|--------|
| 32 | PADDED SUNVISOR WITH MIRROR – LATE TYPE | SV2017 |
| 33 | PLASTIC BRACKETS FOR LATE TYPE SUNVISORS – 2 PAIRS | SV2021 |
| 34 | PLAIN PADDED SUNVISOR – LATE TYPE | SV2016 |

BOOT TRIM

- | | | |
|----|--|--------|
| 35 | CARPETED AND BOUND BOOT BOARD TO FIT MINIS WITH SINGLE 5½ GALLON PETROL TANK | CK951 |
| | BOUND CARPET COVERING KIT ONLY (TO RE-COVER ORIGINAL BOARDS AS ABOVE) | CK966 |
| 36 | CARPETED AND BOUND BOOTBOARD TO FIT MINIS WITH COOPER TWIN PETROL TANKS | CK952 |
| | BOUND CARPET COVERING KIT ONLY (TO RE-COVER ORIGINAL BOARDS AS ABOVE) | CK967 |
| 37 | BOOT BOARD SUPPORTING BRACKET KIT | CK948 |
| 38 | ORIGINAL SPEC RIVETED FIBRE-BOARD BATTERY COVER | PT3010 |
| 39 | BATTERY COVER STRAP | PT3011 |
| 40 | HARDURA FELT TOOL POUCH | CK720 |
| 41 | HARDURA FELT JACK BAG | CK721 |
| 42 | SOUND DEADENING SELF ADHESIVE PADS | PT4008 |

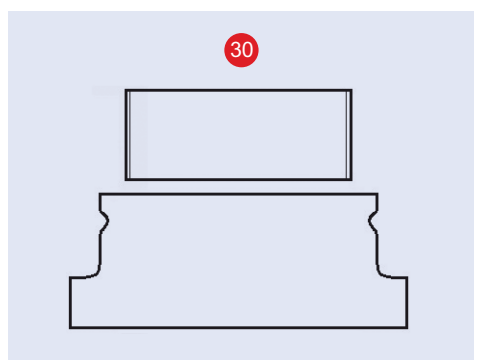
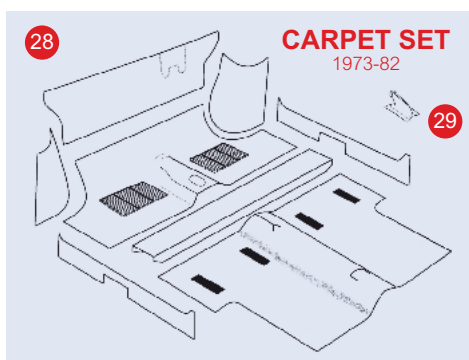
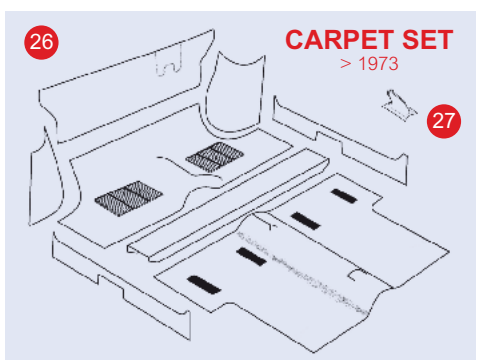
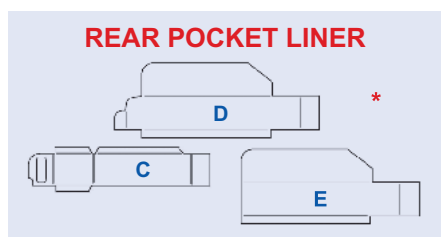
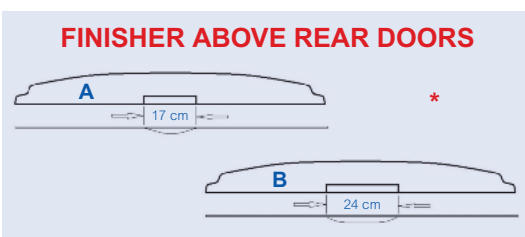
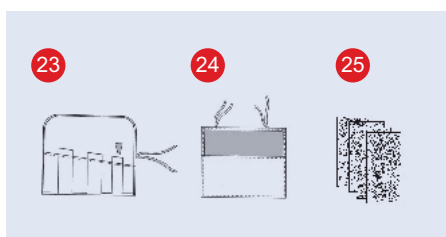
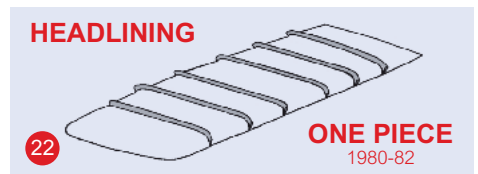
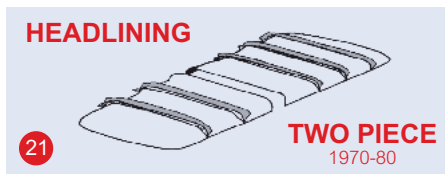
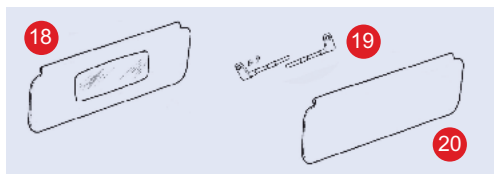
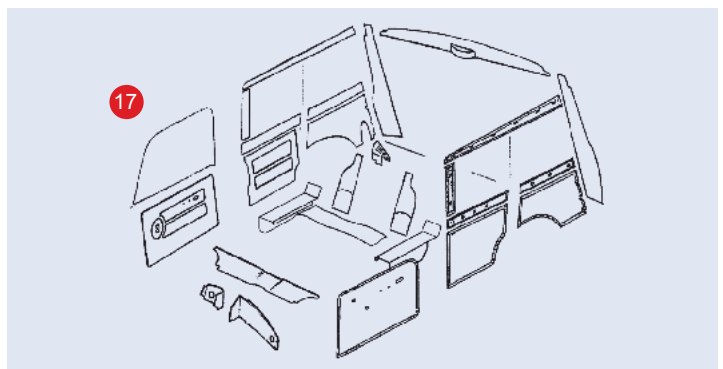
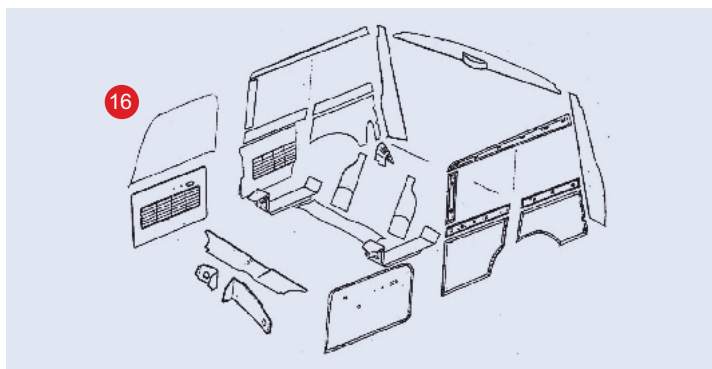
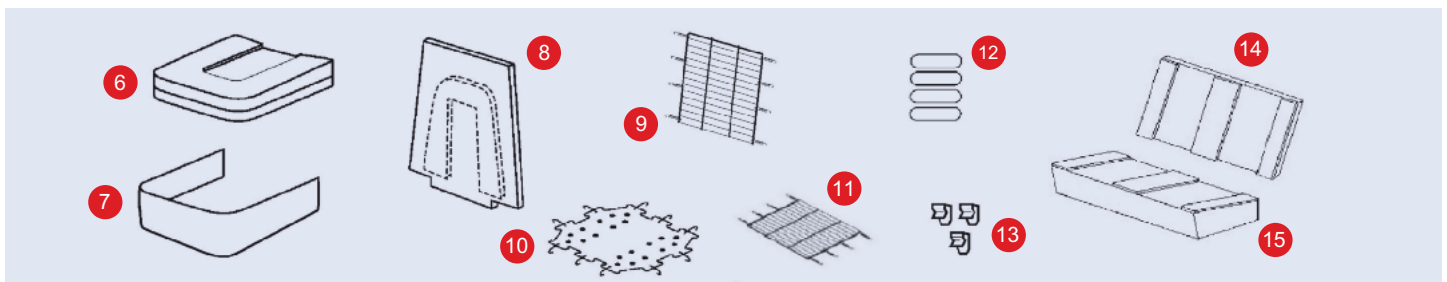
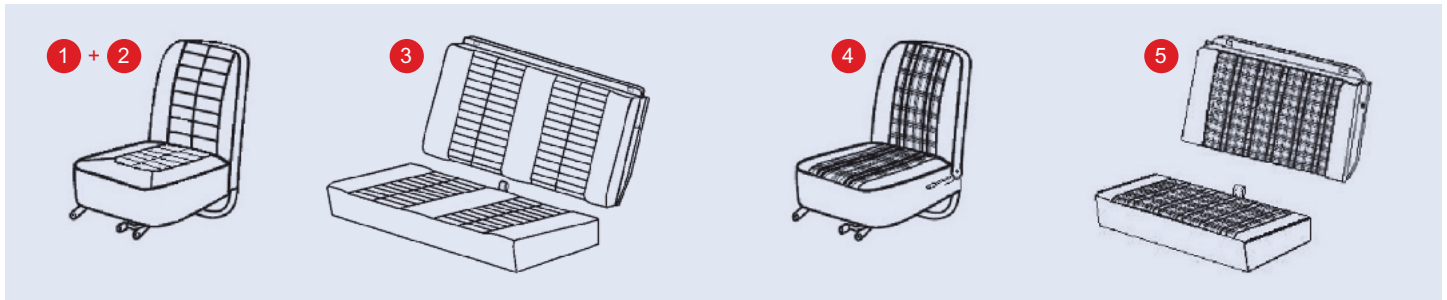
CARPET

- | | | |
|----|--|-------|
| 43 | NEWTON COMMERCIAL MOULDED PRE-1973 MINI SALOON CARPET SET | CK960 |
| 44 | INDIVIDUAL HAND-BRAKE GAITER FOR EARLY MK3 (INCLUDED AS STANDARD IN CK960 ABOVE) | CK989 |
| 45 | NEWTON COMMERCIAL 1973 ONWARDS MINI SALOON CARPET SET | CK962 |

Colours Available

Estate – Black, Navy, Beige and Autumn Leaf
HL Estate – Beige and Golden Cloth

Mini Clubman Estate 1970-80, Mini HL Estate 1980-82



The Mini Clubman Range – Estates 1969-1982 and Saloon (over page)

The Mini Clubman Saloon and Clubman Estate were a ploy by Leyland to widen the appeal of the Mini concept for the 1970s.

It did this very successfully by offering something slightly more modern in appearance, only a little better equipped and more attractively furnished than the standard Mini saloons.

The interior was redesigned to combine the instruments in a binnacle in front of the driver for the first time, eye-ball air vents were incorporated into the dash as standard, and a new style of seating was introduced with deeper cushioning, all useful modifications. This made the Clubman appear a more modern, powerful and serious proposition for the then still developing family car market, with the standard Mini remaining the most basic offering. A mid 1970s Leyland chart produced for the benefit of its dealers' showrooms showed that up to that point 45% of Mini owners had gone on to buy another; the Clubman offered them the chance to upgrade at the same time.

The 1275GT as successor to the various Cooper models lost its performance edge, but it did offer a very well equipped package and alone sold 110,000 examples in a decade. A warmed up version of the Clubman saloons, many of its unique features were simply cosmetic, but clever and less exclusive marketing together with the image conjured by the GT pretence meant that these cars are especially well remembered and eminently tuneable! The 1275GT prior to 1976 did benefit from the additional feature of basket-weave

(breathable/perforated vinyl) seat faces and inserts to the side trim panels. Whereas the Mini has rightly become a 'timeless' design in itself, the Clubman versions (following fashion rather than trendsetting) were very much of their time and now have a great deal of retro appeal. The estate versions continued to be offered until 1982, and are as practical and popular as ever.



Mini Clubman Estates – 1969-1982 ° Saloon parts over page

SEAT COVERS & COMPONENTS

1	PRE 1972 EARLY CLUBMAN FRONT SEAT RE-COVERING KIT (PAIR – WELDED VINYL STITCHED INTO SEAT CENTRES)	SC3248
2	1972-1976 CLUBMAN FRONT SEAT RE-COVERING KIT (PAIR – WELDED VINYL DESIGN)	SC3244
3	VINYL CLUBMAN ESTATE REAR SEAT COVERING KIT (1969-1976)	SC3246
4	PLAID CLOTH/CHECK, FRONT SEAT COVERS FOR MINI CLUBMAN- PAIR (HL MODELS)	SC3317
5	PLAID CLOTH/CHECK, REAR SEAT COVERING KIT FOR MINI CLUBMAN (HL MODELS)	SC3319
6	FRONT SEAT BASE FOAM CUSHION x1	SF3010
7	FRONT SEAT BASE SKIRT FOAM WRAP x1	SF660
8	FRONT SEAT SQUAB FOAM PADDING x1	SF3012
9	FRONT SEAT SQUAB DIAPHRAGM	C708
10	FRONT SEAT BASE DIAPHRAGM (GENERALLY SEEN ON EARLIER Mk3 CARS)	C705
11	FRONT SEAT BASE WIRE DIAPHRAGM (REPLACED RUBBER DIAPHRAGM- CAN BE SWAPPED LIKE FOR LIKE)	C711
12	FRONT SEAT SQUAB POCKET METAL TAB FITTING-INSERT x4	C725
13	PACKET OF 20 SEAT FRAME CLIPS	C707
14	REPLACEMENT REAR SEAT SQUAB FOAM	SF675
15	REPLACEMENT REAR SEAT BASE FOAM	SF676

*INTERIOR TRIM PANELS

Panel kits include original specification dash, door, rear quarter and rear load area side trim panels, as shown in diagrams. When ordering complete kits you will need to specify which of the two rear window finishers, and which type of rear pocket liner your car requires. It is thought that the pattern changeover between styles was effected sometime around 1973. Please choose A or B – C, D or E.

16	PANEL KIT FOR Mk3 CLUBMAN ESTATE 1969-LATE 1975	RHD	TK3091
	PANEL KIT FOR Mk3 CLUBMAN ESTATE 1969-LATE 1975	LHD	TK3092
17	PANEL KIT FOR Mk4 CLUBMAN ESTATE LATE 1975-1982	RHD	TK3087
	PANEL KIT FOR Mk4 CLUBMAN ESTATE LATE 1975-1982	LHD	TK3088

HEADLINING & ROOF ACCESSORIES

18	PADDED SUNVISOR WITH MIRROR – LATE TYPE	SV2017
19	PLASTIC BRACKETS FOR LATE TYPE SUNVISORS – 2 PAIRS	SV2021
20	PLAIN PADDED SUNVISOR – LATE TYPE	SV2016
21	TWO PIECE GREY HEADLINING – CLUBMAN ESTATE (1970-80)	HL3022
22	ONE PIECE FULL LENGTH GREY HEADLINING – LATE ESTATES (1980-82)	HL3023

CARPET & REAR LOAD AREA ACCESSORIES


	(Some carpet set colours do not include a moulded floor mat to cover front foot-well)	
23	BLACK HARDURA FELT TOOL POUCH	CK720
24	BLACK HARDURA FELT JACK BAG	CK721
25	SOUND DEADENING SELF ADHESIVE BITUMEN PADS	PT4008
26	PRE-1973 MINI TRAVELLER, COUNTRYMAN & CLUBMAN ESTATE CARPET SET (Mk1, Mk2 & EARLY Mk3)	CK970
27		
&29	INDIVIDUAL HAND-BRAKE GAITER (NOTE: OTHERWISE INCLUDED AS STANDARD IN CK970 & CK955)	CK989
28	1973 ONWARDS CLUBMAN ESTATE CARPET SET	CK955
30	LATE Mk1 & Mk2 REAR LOAD AREA TWO-PIECE CARPETING KIT	CK972



1969-1975 Side trim style
Clubman, Saloon and Estate

1969-1975 Side trim style
Clubman 1275 GT

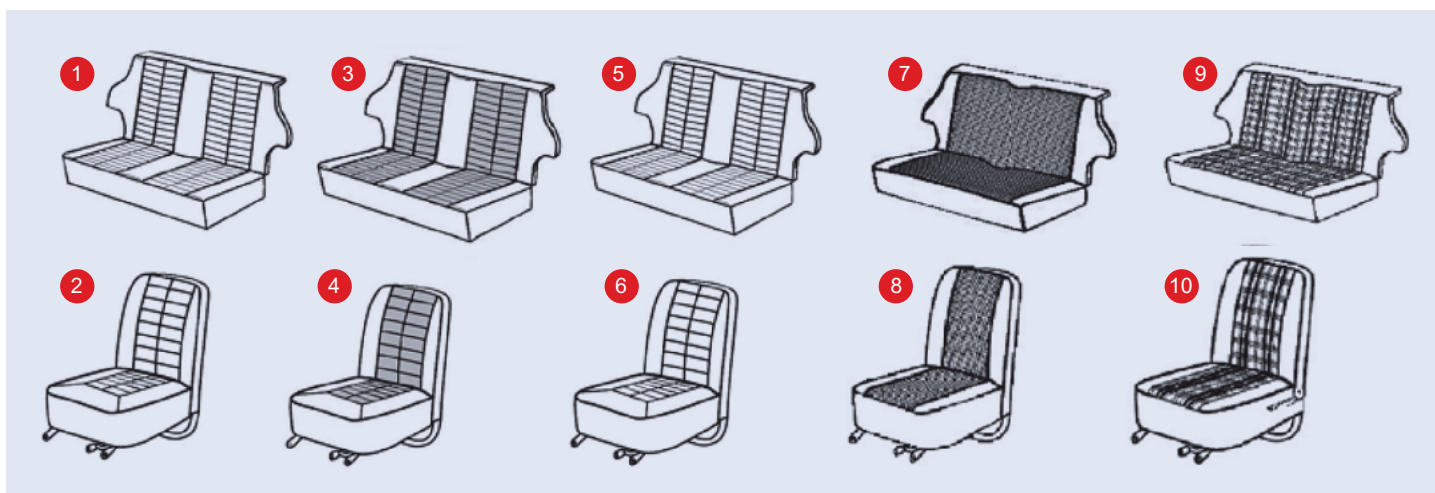
1976 – Mk 4 Side trim style
Used on all Mini Clubman variants



Colours Available

Clubman – Black, Navy, Autumn Leaf and Beige **1275** – Black, Autumn Leaf **HL** – Beige and Golden Cloth or LSB and Golden Cloth.

Mini & Clubman Saloons (Inc. 1275GT) – 1970 to the mid 80s



Mini & Clubman Saloons (Inc. 1275GT) – 1970 to the mid 80s

SEAT COVERS

- | | |
|--|--------|
| 1 CLUBMAN SALOON REAR SEAT COVERING KIT VINYL (PLAIN VINYL FACES WITH WELDED DESIGN) | SC3245 |
| 2* CLUBMAN EARLY FRONT SEAT VINYL COVERS (PAIR 1969-73) | SC3248 |
| 3 1275GT REAR SEAT COVERING KIT (PERFORATED/BASKET-WEAVE VINYL FACES WITH WELDED DESIGN) | SC3242 |
| 4* 1275GT FRONT SEAT COVERS (PAIR 1969-73) | SC3240 |
| 5 CLUBMAN SALOON REAR SEAT COVERING KIT VINYL (PLAIN VINYL FACES WITH WELDED DESIGN) | SC3245 |
| 6 VINYL CLUBMAN SALOON FRONT SEAT COVERING KIT (PAIR 1973-76) | SC3244 |
| 7 'MINI CITY' 1979-84 HOUNDSTOOTH-CLOTH FACED REAR SEAT COVERING KIT | SC3251 |
| 8 'MINI CITY' 1979-84 HOUNDSTOOTH-CLOTH FACED FRONT SEAT COVERS (PAIR) | SC3250 |
| 9 PLAID CLOTH FACED REAR SEAT COVERING KIT (AS PER 'MINI 1100 SPECIAL' & MINI HL/CLUBMAN HL) | SC3318 |
| 10 PLAID CLOTH FACED RECLINING FRONT SEAT COVERS (PAIR – TO MATCH SC3318) | SC3317 |

*These covers can be fitted onto later Clubman seats than those specified where original replacements are not available; however, they must be fitted onto new seat foams (Newton Commercial SF3016 below) if original items aren't present or re-usable. The earlier seats were used for roughly the first 3 years of production across the entire Clubman range, being then superseded by simpler designs which made greater use of standard mini components and thinner foams, often with cloth covers.

SEAT COMPONENTS

- | | |
|---|--------|
| 11** EARLY CLUBMAN FRONT SEAT FOAM PADDING KIT (FOR ONE SEAT) | SF3016 |
| 12 FRONT SEAT SQUAB FOAM PADDING x1 | SF3012 |
| 13 FRONT SEAT BASE FOAM CUSHION x1 | SF3010 |
| 14 FRONT SEAT SQUAB DIAPHRAGM x1 (ALL MODELS SHOWN) | C708 |
| 15 FRONT SEAT BASE RUBBER DIAPHRAGM (CORRECT MK2 STYLE ITEM FOR EARLIER CARS UP TO 1970/71) | C705 |
| 16 FRONT SEAT BASE SKIRT FOAM WRAP | SF660 |
| 17 FRONT SEAT WIRE DIAPHRAGM (INTERCHANGEABLE FOR/DOES SAME JOB AS C705) | C711 |
| 18 PACKET OF 20 SEAT FRAME CLIPS | C707 |
| 19** HESSIAN TO SUPPORT SEAT BASE FOAM SF3016 (FOR EARLY CLUBMAN SHOWN) | HES001 |
| 20 REAR SEAT SQUAB REPLACEMENT FOAM | SF678 |
| 21 REAR SEAT BASE REPLACEMENT FOAM | SF677 |

** Order Hessian HES001 in conjunction with SF3016 foam padding kit. The hessian was originally sandwiched between foam and diaphragm to reduce wear.

BOOT TRIM

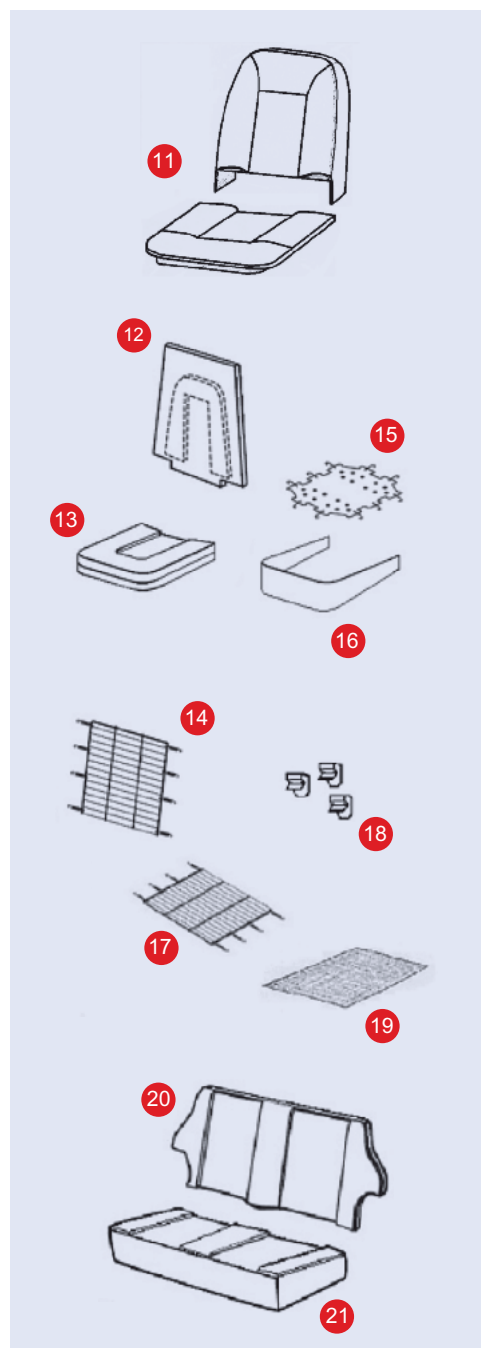
- | | |
|--|-------|
| 22 BOOTBOARD FINISHED IN BOUND CARPET TO FIT CARS WITH 5½ GALLON PETROL TANK | CK951 |
| BOUND CARPET PIECE ONLY – TO COVER ORIGINAL BOARD AS ABOVE | CK966 |
| BOOTBOARD FINISHED IN BOUND CARPET TO FIT CARS WITH 7½ GALLON PETROL TANK | CK954 |
| 23 BOOTBOARD SUPPORTING BRACKET KIT FOR CK951 | CK948 |
| BOOTBOARD SUPPORTING BRACKET KIT FOR CK954 | CK950 |
| Earlier-145mm wide tyres: | CK941 |
| Later-165mm wide tyres: | |

Please note that the 7½ gallon petrol tank was first fitted to the 1275GT (with 12" wheels also) in 1974; this had also replaced the 5½ gallon tank as a standard fitting on all other Mini saloons by 1980.

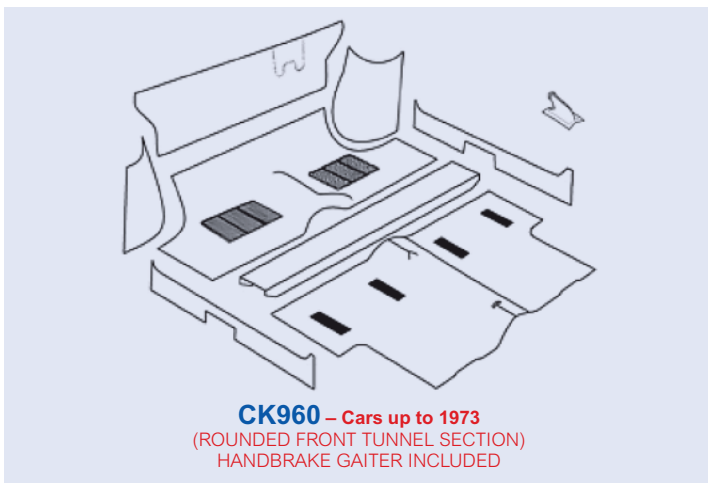
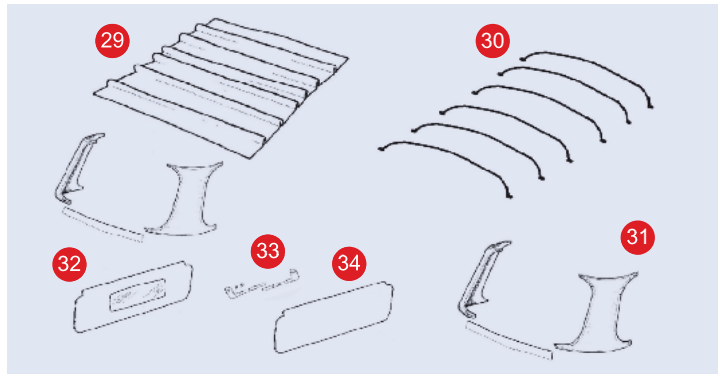
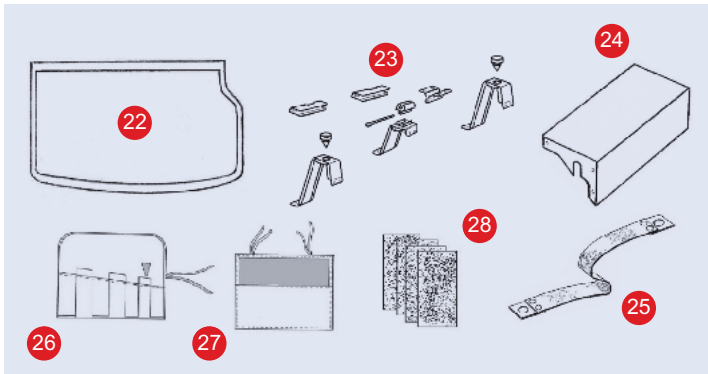
- | | |
|---|--------|
| 24 RIVETED FIBREBOARD BATTERY COVER | PT3010 |
| 25 BATTERY COVER STRAP | PT3011 |
| 26 HARDURA FELT TOOL POUCH | CK720 |
| 27 HARDURA FELT JACK BAG | CK721 |
| 28 SOUND DEADENING SELF ADHESIVE BITUMEN PADS | PT4008 |

ROOF ACCESSORIES

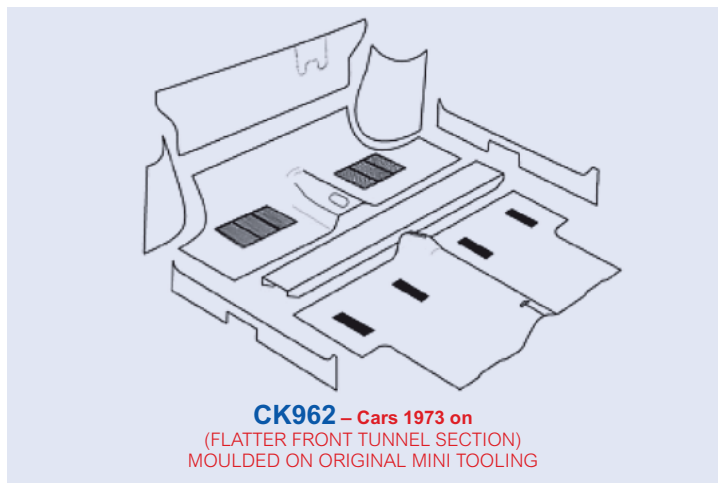
- | | |
|--|--------|
| 29 HEADLINING KIT – ONE PIECE (INCLUDING 'C' POSTS) | HL3012 |
| 30 HEADLINING STAYS – SET OF 6, COLOUR CODED WITH INSTRUCTIONS | HL3030 |
| 31 'C' POST REPLACEMENT KIT | CP3012 |
| 32 PADDED SUNVISOR WITH MIRROR – LATE TYPE | SV2017 |
| 33 PLASTIC BRACKETS FOR LATE TYPE SUNVISORS – 2 PAIRS | SV2021 |
| 34 PLAIN PADDED SUNVISOR – LATE TYPE | SV2016 |



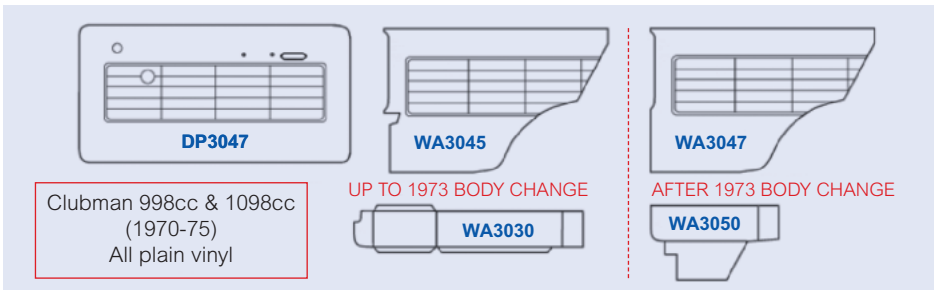
Mini & Clubman Saloons (Inc. 1275GT) – 1970 to the mid 80s



CK960 – Cars up to 1973
 (ROUNDED FRONT TUNNEL SECTION)
 HANDBRAKE GAITER INCLUDED



CK962 – Cars 1973 on
 (FLATTER FRONT TUNNEL SECTION)
 MOULDED ON ORIGINAL MINI TOOLING

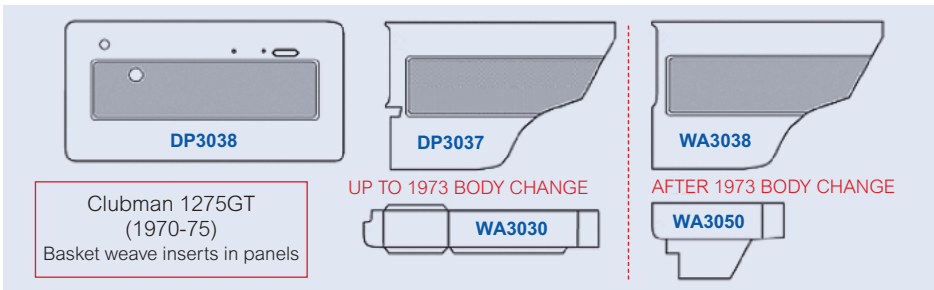


Clubman 998cc & 1098cc
 (1970-75)
 All plain vinyl

SPEEDO PANELS



refer to page 5



Clubman 1275GT
 (1970-75)
 Basket weave inserts in panels

DASH TOP COVERING MATERIAL

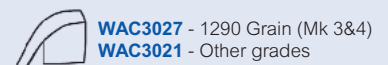
COOPER STYLE TO SUIT ALL CENTRE SPEEDO CARS



DASH TRAY LINER



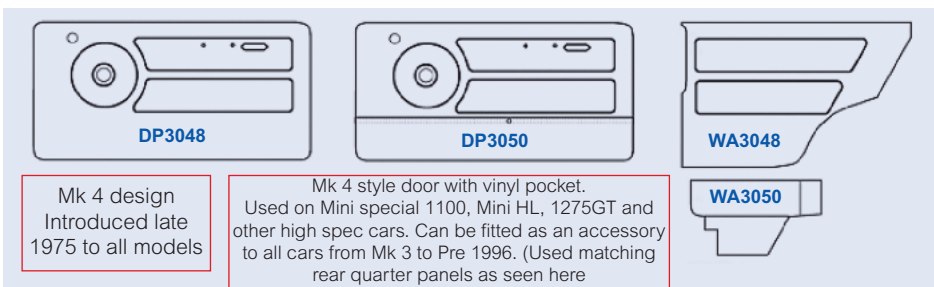
WHEEL ARCH COVERS – PAIR



REAR PARCEL SHELF



WAC3027 - 1290 Grain (Mk 3&4)
 WAC3021 - Other grades



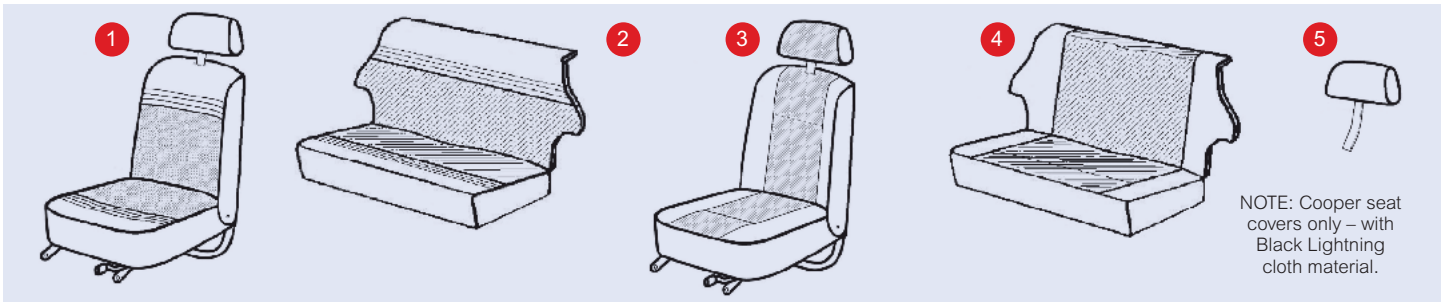
Mk 4 design
 Introduced late
 1975 to all models

Mk 4 style door with vinyl pocket.
 Used on Mini special 1100, Mini HL, 1275GT and
 other high spec cars. Can be fitted as an accessory
 to all cars from Mk 3 to Pre 1996. (Used matching
 rear quarter panels as seen here)

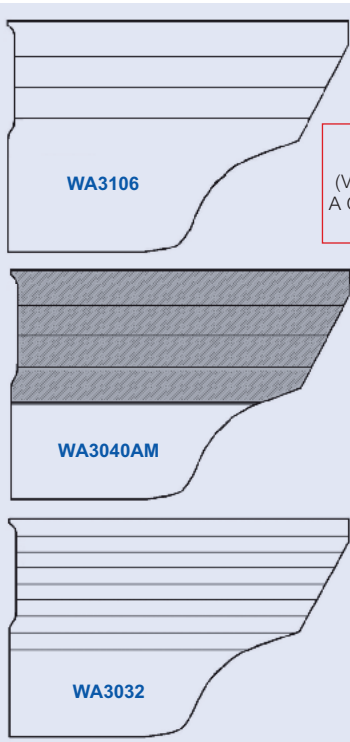
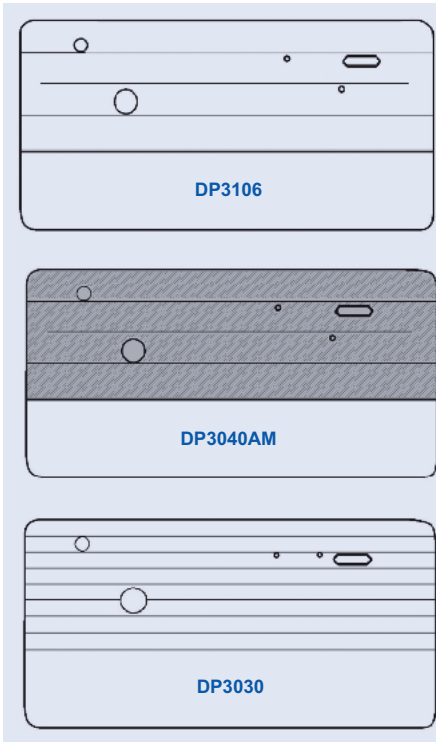
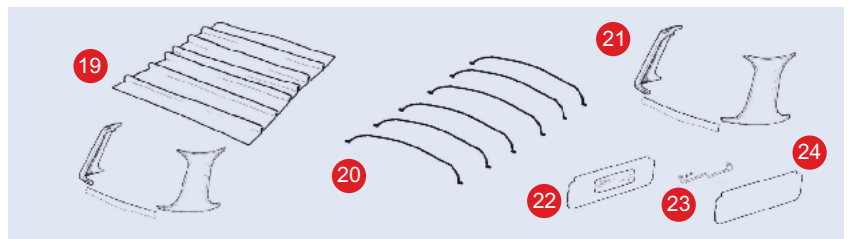
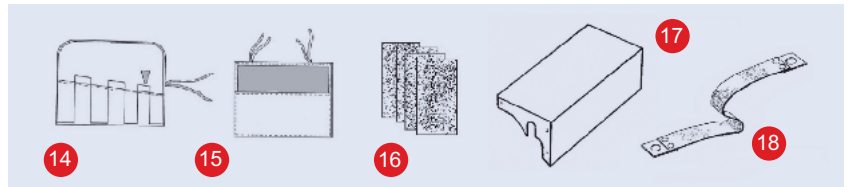
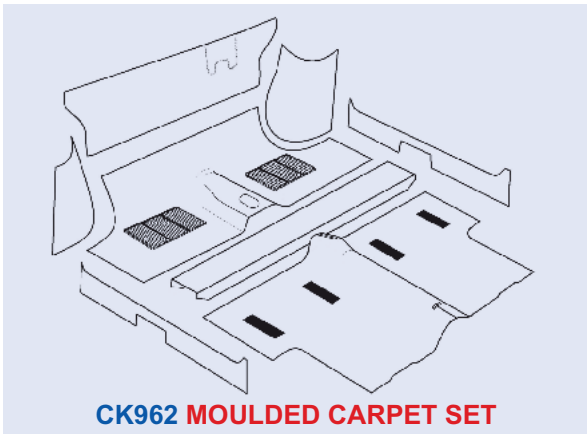
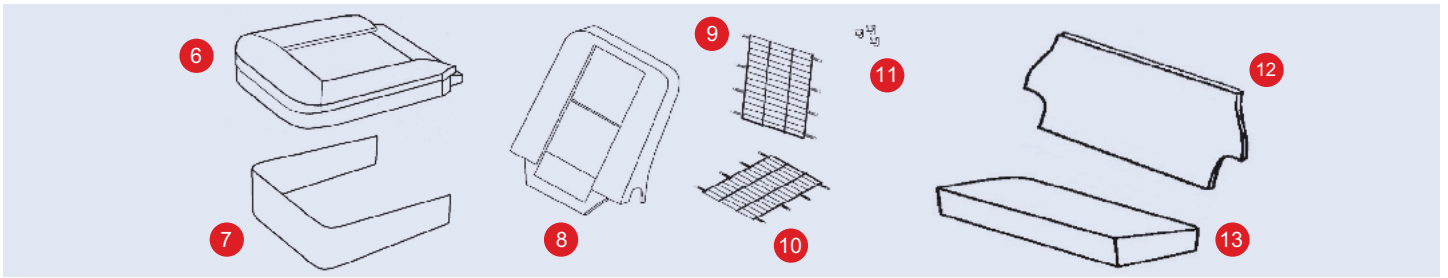
Colours Available

Cooper – Black vinyl, red piping, Black Lightning cloth **Monte Carlo** – Wide range available see page 11. **Standard Mini** – see page 39 for colour range.

Mini Cooper 1990 re-launch



THE PRODUCTS SHOWN BELOW WILL ALSO FIT 1985-92 STANDARD MINIS

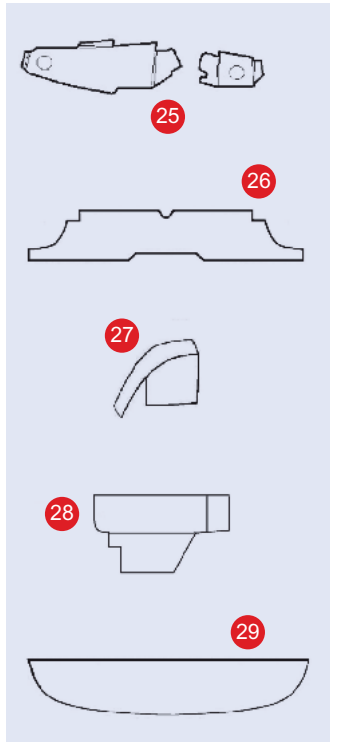


DOOR PANELS & REAR QUARTER PANELS

1985-95 STANDARD SALOONS
(VARIOUS COLOURS – WITH A CONTRASTING COLOURED STRIP ON DOOR PANEL)

1990-92 RE-LAUNCH OF MINI COOPER
(BLACK LIGHTNING CLOTH)
ALWAYS BLACK WITH A RED STRIP ON DOOR PANEL

MONTE CARLO
NEWTON
COMMERCIAL'S OWN DESIGN OFFERING Mk1 STYLING FOR LATER CARS (1973 – 1995)



Mini Saloons 1985-92

From 1980 to 1993 the standard Mini saloons featured numerous seat re-styles using lots of different materials which are no longer available today. We have described earlier in this brochure our Mini Monte Carlo and Mini Classic seat covering kits (page 11) which are available in vinyl or with cloth centres.



Black Lightning Interiors

The Mini Cooper was re-launched in 1990 having been out of production for 19 years. Fortunately, all these models had the same colour interior trim – Black Lightning cloth with black leather and vinyl. The carburettor models had the earlier 1980's style front seats, whereas the Injection model in 1991-93 had the slightly bigger and more comfortable seats fitted. The design of the door and rear quarter panels was unique to the Cooper models in that they had the Lightning cloth material at the top of the panels and vinyl on the bottom. All Coopers had red carpets.

Mini 1985-1992 Saloons – Including 'Mini 30' and re-launched Coopers

SEAT COVERS

- 1* 1989-91 'LIGHTNING CLOTH' FRONT SEAT COVERS (PAIR – WITH DECORATIVE HORIZONTAL STITCHING)
- 2 1989-91 'LIGHTNING CLOTH' REAR SEAT COVERS (WITH DECORATIVE HORIZONTAL STITCHING)
- 3 1991-93 'LIGHTNING CLOTH' FRONT SEAT COVERS (PAIR)
- 4 1991-93 'LIGHTNING CLOTH' REAR SEAT COVERING KIT
- 5 1991-93 MONO-POST HEADREST WITH LIGHTNING CLOTH FRONT FACE

SC3300
 SC3079
 SC3302
 SC3078
 HR3060AML

* These front seats always featured either a 'Mini 30' or 'Cooper' embroidered tag stitched into the squab face where the leather joined the cloth. We do not have a stock of these and cannot viably have them remanufactured, however we will happily incorporate the original tags if the original seat covers can be supplied to us and we find them to be salvageable.

SEAT COMPONENTS

- 6 FRONT SEAT BASE FOAM CUSHION
- 7 FRONT SEAT BASE SKIRT FOAM WRAP
- 8 FRONT SEAT SQUAB FOAM PADDING
- 9 FRONT SEAT SQUAB DIAPHRAGM
- 10 FRONT SEAT BASE DIAPHRAGM
- 11 PACKET OF 20 SEAT FRAME CLIPS
- 12 REAR SEAT SQUAB REPLACEMENT FOAM
- 13 REAR SEAT BASE REPLACEMENT FOAM

SF3018
 SF660
 SF3020
 C708
 C711
 C707
 SF669
 SF668

BOOT TRIM

- 14 HARDURA FELT TOOL POUCH
- 15 HARDURA FELT JACK BAG
- 16 SOUND DEADENING SELF ADHESIVE BITUMEN PADS
- 17 RIVETED FIBREBOARD BATTERY COVER
- 18 BATTERY COVER STRAP

CK720
 CK721
 PT4008
 PT3010
 PT3011

ROOF ACCESSORIES

- 19 HEADLINING KIT – ONE PIECE (INCLUDING 'C' POSTS)
- 20 HEADLINING STAYS – SET OF 6, COLOUR CODED WITH INSTRUCTIONS
- 21 'C' POST REPLACEMENT KIT
- 22 PADDED SUNVISOR WITH MIRROR – LATE TYPE
- 23 PLASTIC BRACKETS FOR LATE TYPE SUNVISORS – 2 PAIRS
- 24 PLAIN PADDED SUNVISOR – LATE TYPE

HL3012
 HL3030
 CP3012
 SV2017
 SV2021
 SV2016

INTERIOR TRIM PANELS

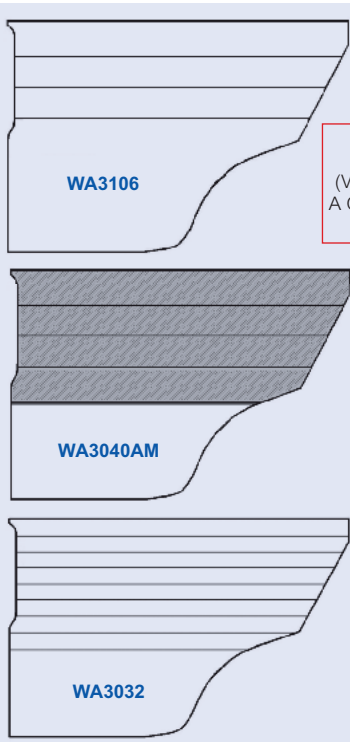
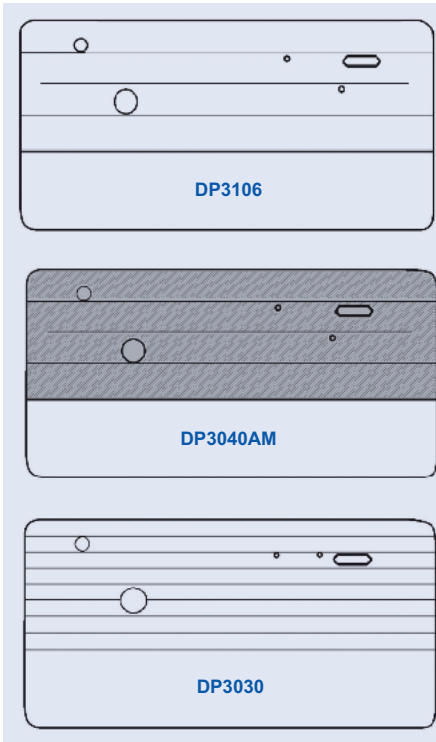
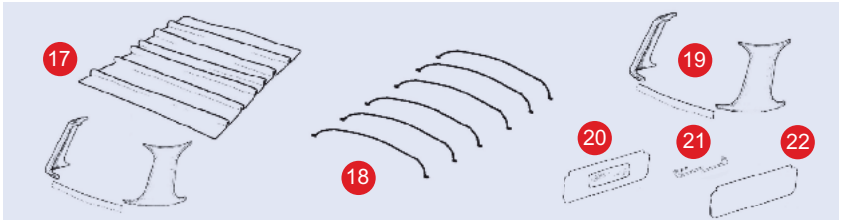
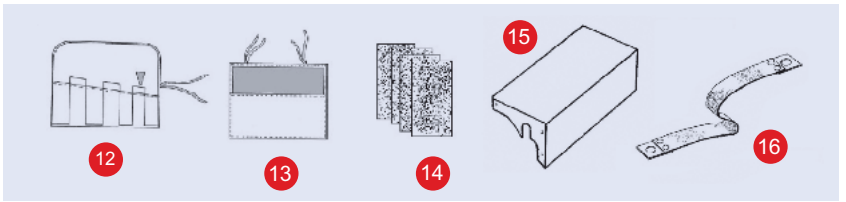
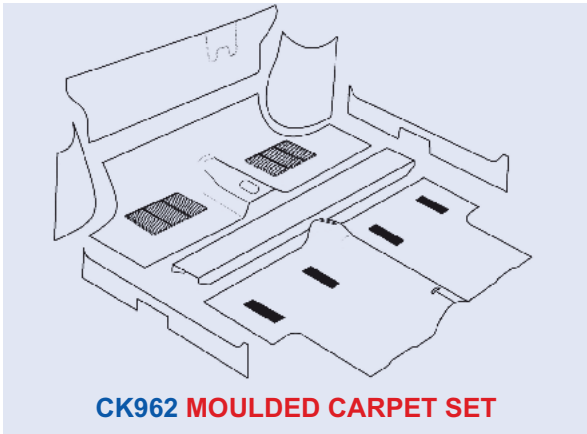
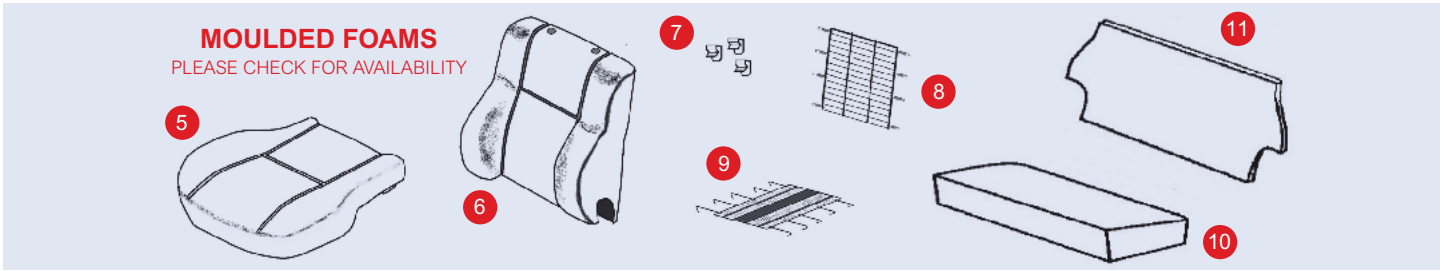
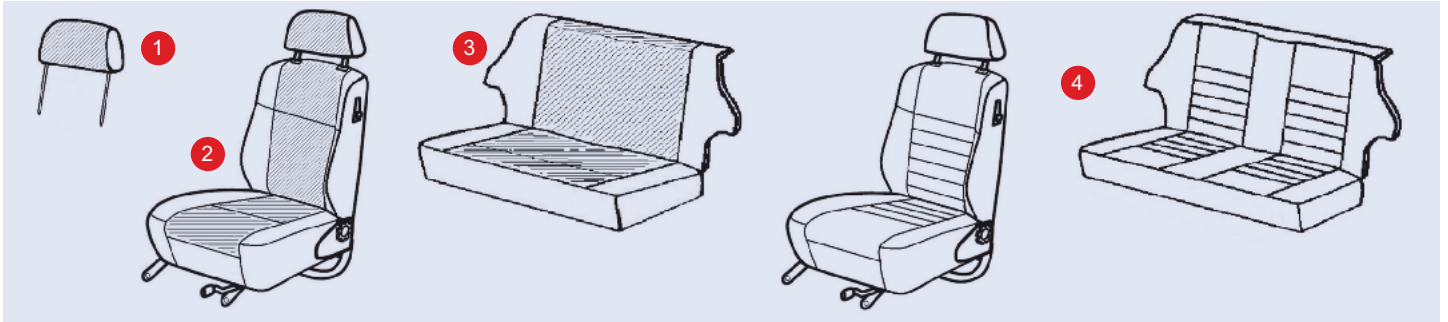
- 25 OFFSET SPEEDOMETER DASH PANELS
- 26 DASH-TRAY LINER (FOAM BACKED)
- 27 WHEEL-ARCH COVER
- 28 REAR POCKET LINER
- 29 REAR PARCEL SHELF

RHD DT3047
 LHD DT3048
 DT3027
 WAC3024
 WA3050
 WA3021

Colours Available

Cooper – Black vinyl, Red piping, Black Lightning cloth **Saloons** – all standard colours taken from our range – see inside rear cover.

Mini Saloons 1993-95

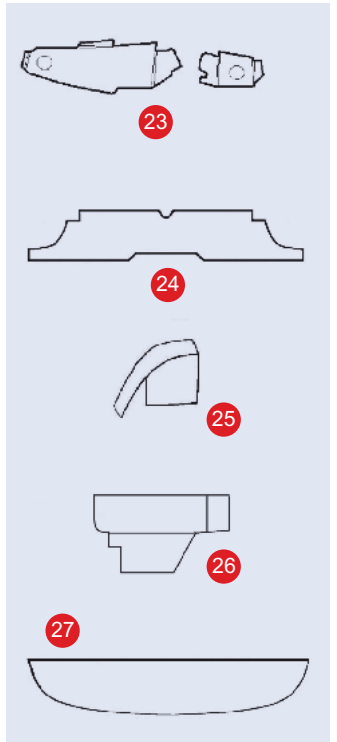


DOOR PANELS & REAR QUARTER PANELS

1985-95 STANDARD SALOONS
(VARIOUS COLOURS – WITH A CONTRASTING COLOURED STRIP ON DOOR PANEL)

1993-95 MINI COOPER
(BLACK LIGHTNING CLOTH)
ALWAYS BLACK WITH A RED STRIP ON DOOR PANEL

MONTE CARLO
NEWTON
COMMERCIAL'S OWN DESIGN OFFERING Mk1 STYLING FOR LATER CARS (1973-1995)




Mini Saloons 1993-95

A new style of front seat was introduced in 1993, which was a great improvement in comfort, design and safety. As can be seen here, the side bolsters on both the base and squab are more pronounced compared to earlier Mini seats. Additionally, twin post headrests were fitted. Unfortunately, the original cloth and vinyl materials are no longer available for this range of seats, (With the exception of the Cooper Black Lightning cloth which we can supply) so we have produced a range of colours from our stock of materials. Original seat foams must be re-used; some refurbishment may be required, as new items are currently unavailable. Please enquire with our sales team or our web site for updates on front seat foams.

The picture below shows a complete interior in Biscuit with our Monte Carlo panels and horizontal sewn flute design seats fitted.



Original style door panel shown here with the chrome, beige or red strip attached



We can of course offer the original factory designed panels as well. Listed below is a table showing the different colour combinations of door panels and rear quarter panels available together with different styles of decorative strip.

Colour availability for Side Trim Panels

Colour Scheme	Door Panels	Rear Quarter Panels
Black with Chrome Strip	DP3106 A	WA3106 A
Black with Beige Strip	DP3106 AC	WA3106 A
Black with Red Strip	DP3106 AM	WA3106 A
Cream with Chrome Strip	DP3106 C	WA3106 C
Cream with Red Strip	DP3106 CM	WA3106 CM
Light Stone Beige with Chrome Strip	DP3106 LSB	WA3106 LSB
Light Stone Beige with Red Strip	DP3106 LSBM	WA3106 LSB
Light Stone Beige with Black Strip	DP3106 LSBA	WA3106 LSB
Powder Blue with Chrome Strip	DP3106 PB	WA3106 P
British Racing Green with Chrome Strip	DP3106 G	WA3106 G
British Racing Green with Cream Strip	DP3106 GC	WA3106 G
Biscuit with Chrome Strip	DP3106 Z	WA3106 Z
Biscuit with Black Strip	DP3106 ZA	WA3106 Z
Biscuit with Red Strip	DP3106 ZM	WA3106 Z

Mini Saloons (including Coopers) – 1993-95

SEAT COVERS

- 1* BLACK LIGHTNING 93-95 TWIN-POST HEADREST REPLACEMENT UNIT
- 2 BLACK LIGHTNING CLOTH & LEATHER FRONT SEAT COVER KIT (PAIR)
- 3 BLACK LIGHTNING CLOTH & LEATHER REAR SEAT COVERING KIT
- 4 FRONT AND REAR SEAT COVERS- HORIZONTALLY SEWN DESIGN

HR3061AML
 SC3077AM
 SC3078AM
 VINYL SC3084
 LEATHER SC3086

*Please note that for all twin post Mini headrests, because of manufacturing/tooling limitations we are only able to manufacture our own design headrests. These are a close approximation only of the original design, using a non-tilt frame but original finishing materials. Customers seeking exact authenticity will need to retain or source original units.

SEAT COMPONENTS

- 5 93-95 FRONT SEAT MOULDED BASE FOAM
- 6 93-95 FRONT SEAT MOULDED SQUAB FOAM
- 7 PACKET OF 20 SEAT FRAME CLIPS
- 8 FRONT SEAT SQUAB DIAPHRAGM
- 9 FRONT SEAT BASE DIAPHRAGM
- 10 REAR SEAT BASE REPLACEMENT FOAM
- 11 REAR SEAT SQUAB REPLACEMENT FOAM

HGB100580
 HGA10036
 C707
 C720
 C719
 SF668
 SF669

BOOT TRIM

- 12 HARDURA FELT TOOL POUCH
- 13 HARDURA FELT JACK BAG
- 14 SOUND DEADENING SELF ADHESIVE BITUMEN PADS
- 15 RIVETED FIBREBOARD BATTERY COVER
- 16 BATTERY COVER STRAP

CK720
 CK721
 PT4008
 PT3010
 PT3011

ROOF ACCESSORIES

- 17 HEADLINING KIT – ONE PIECE (INCLUDING 'C' POSTS)
- 18 HEADLINING STAYS – SET OF 6, COLOUR CODED WITH INSTRUCTIONS
- 19 'C' POST REPLACEMENT KIT
- 20 PADDED SUNVISOR WITH MIRROR – LATE TYPE
- 21 PLASTIC BRACKETS FOR LATE TYPE SUNVISORS – 2 PAIRS
- 22 PLAIN PADDED SUNVISOR – LATE TYPE

HL3012
 HL3030
 CP3012
 SV2017
 SV2021
 SV2016

INTERIOR TRIM PANELS

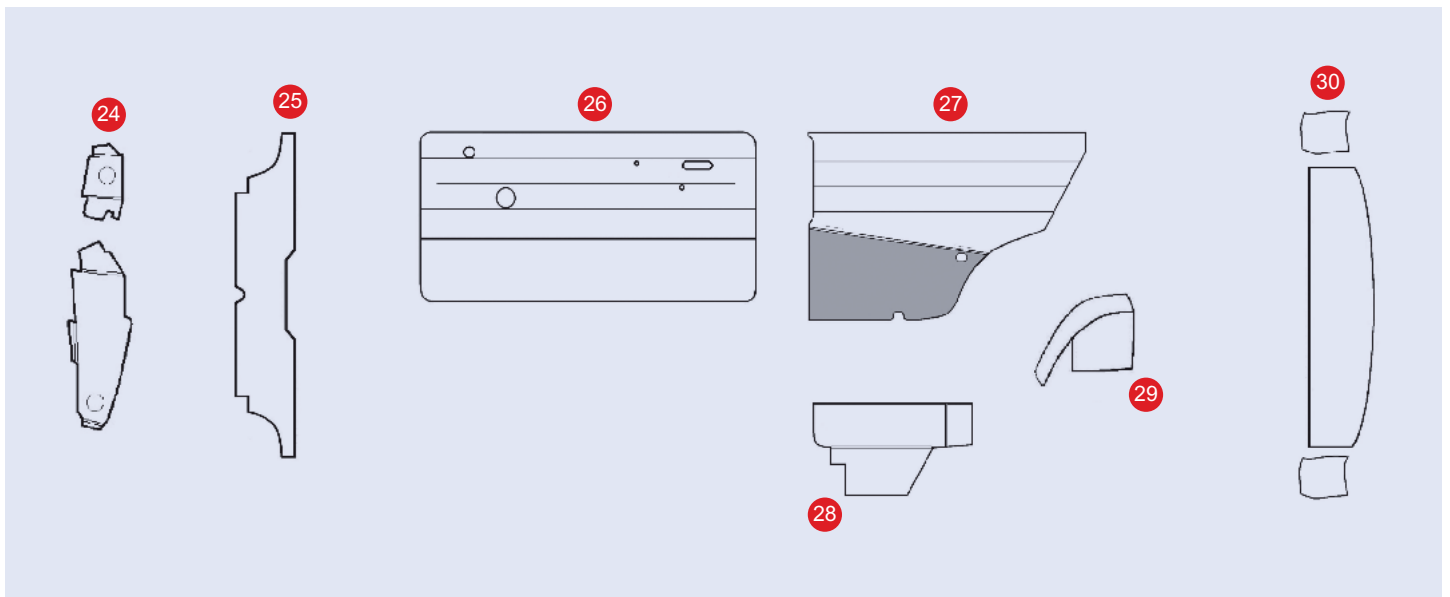
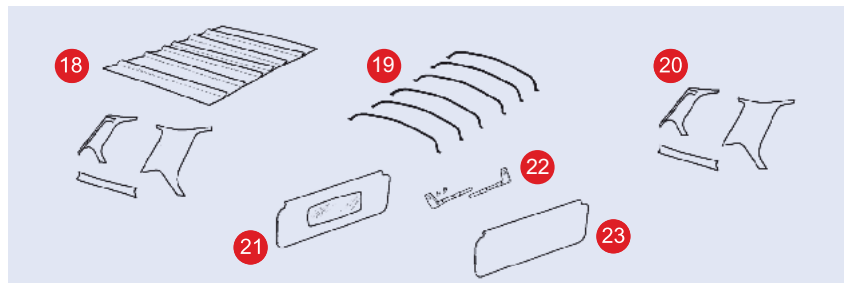
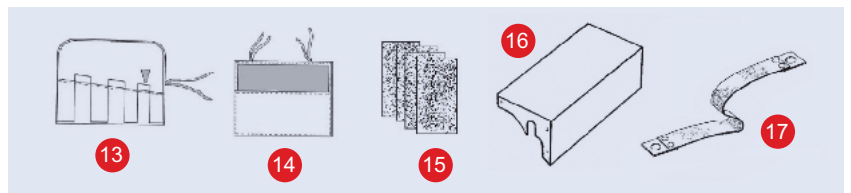
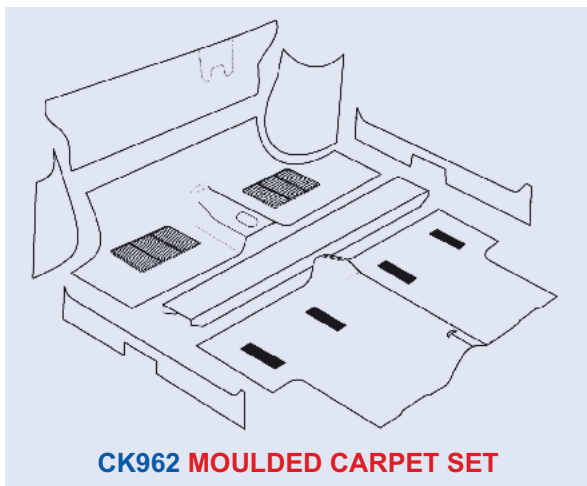
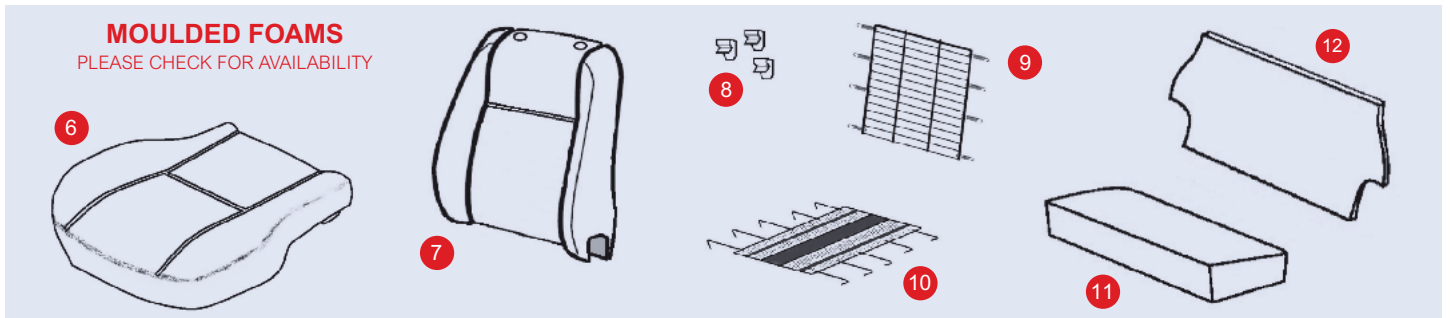
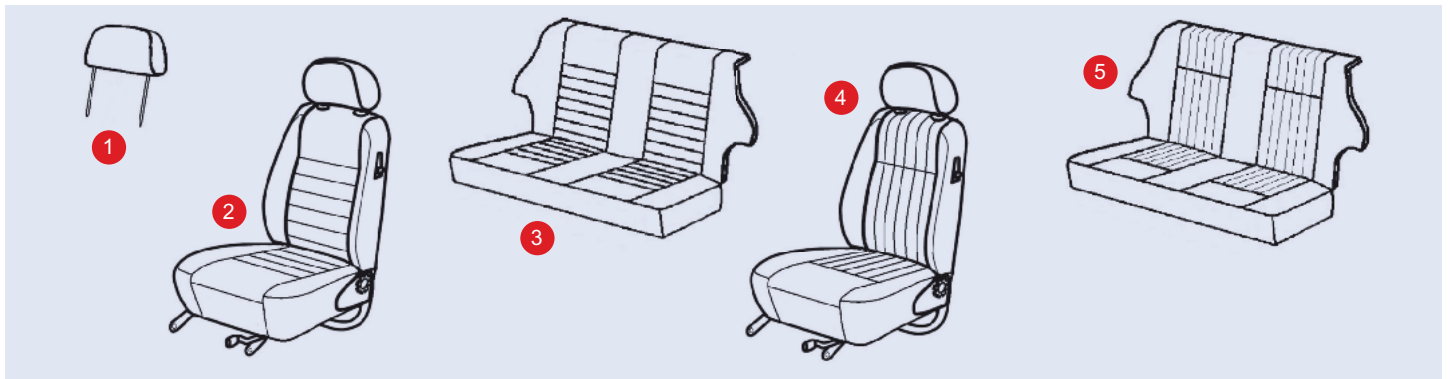
- 23 MINI OFFSET SPEEDOMETER DASH-LINING PANELS
- 24 MINI DASH-TRAY LINER
- 25 REAR WHEEL-ARCH COVERS (PAIR)
- 26 REAR POCKET LINERS (PAIR)
- 27 REAR PARCEL SHELF

RHD DT3047
 LHD DT3048
 DT3027
 WAC3024
 WA3050
 WA3021

Colours Available

All standard colours taken from our range. See inside back cover.

Mini Saloons 1996-2000



Mini 1996-2000

During 1995, for the 1996 model year Rover had to upgrade the Mini front seat frames following the policy to commonise components where possible, across their vehicle range. This resulted in a new squab frame & foam being used giving the top half of the back rest a much slimmer appearance. The base assembly remaining the same as the previous model.



The top outer corners of the rear seat squab were also altered slightly to take into account the revised seat belt mounting / strengthening at the bottom of the 'c' posts. We are offering the two most popular designs of front & rear seat for this model, both with leather seat facings. The horizontal flute lines, carrying on from the previous model (shown on opposite page) and the vertical flute lines, see picture left. You can have a choice of colour combinations with these seats including

contrasting piping and/or flute colours, please enquire. In addition we have the original Rover door and rear quarter panel tooling, enabling you to have original style trim panels. Headlinings & sunvisors are available in Light Grey, White & Black PVC plus the Grey brushed nylon cloth for later cars. We continue to offer our 1973 on moulded carpet sets for these cars as the tooling for the original one piece factory moulded carpets is no longer available.

Colour availability for Side Trim Panels

Colour Scheme	Door Panels	Rear Quarter Panels
Black with Chrome Strip	DP3106 A	& WA3108 A
Black with Beige Strip	DP3106 AC	& WA3108 A
Black with Red Strip	DP3106 AM	& WA3108 A
Cream with Chrome Strip	DP3106 C	& WA3108 C
Cream with Red Strip	DP3106 CM	& WA3108 C
Light Stone Beige with Chrome Strip	DP3106 LSB	& WA3108 LSB
Light Stone Beige with Red Strip	DP3106 LSBM	& WA3108 LSB
Light Stone Beige with Black Strip	DP3106 LSBA	& WA3108 LSB
Powder Blue with Chrome Strip	DP3106 PB	& WA3108 PB
British Racing Green with Chrome Strip	DP3106 G	& WA 3108 G
British Racing Green with Cream Strip	DP3106 GC	& WA3108 GC
Biscuit with Chrome Strip	DP3106 Z	WA3108
Biscuit with Black Strip	DP3106 ZA	& WA3108 Z
Biscuit with Red Strip	DP3106 ZM	& WA3108 Z

Late Mini Saloons – 1996-2000

SEAT COVERS

- 1* REPLACEMENT 1996 – 2000 TWIN-POST HEADREST UNIT
- 2 LEATHER FRONT SEAT COVERING KIT (PAIR) HORIZONTALLY SEWN SEAT FACES
- 3 LEATHER REAR SEAT COVERING KIT TO MATCH SC3308
- 4 LEATHER FRONT SEAT COVERING KIT (PAIR) VERTICALLY SEWN SEAT FACES
- 5 LEATHER REAR SEAT COVERING KIT TO MATCH SC3304

HR3062L
SC3308
SC3309
SC3304
SC3305

*We are only able to manufacture our own design headrests. (See note on page 39) These are a close approximation only of the original design, using the same frame and finishing materials, however they are not original. Customers seeking exact authenticity will need to retain or source original units.

SEAT COMPONENTS

- 6 FRONT SEAT MOULDED BASE FOAM
- 7 FRONT SEAT MOULDED SQUAB FOAM
- 8 PACKET OF 20 SEAT FRAME CLIPS
- 9 FRONT SEAT SQUAB DIAPHRAGM
- 10 FRONT SEAT BASE DIAPHRAGM
- 11 REAR SEAT BASE REPLACEMENT FOAM
- 12 REAR SEAT SQUAB REPLACEMENT FOAM

HGB100580
HGA100670
C707
C721
C719
SF668
SF669

BOOT TRIM

- 13 HARDURA FELT TOOL POUCH
- 14 HARDURA FELT JACK BAG
- 15 SOUND DEADENING SELF ADHESIVE BITUMEN PADS
- 16 RIVETED FIBREBOARD BATTERY COVER
- 17 BATTERY COVER STRAP

CK720
CK721
PT4008
PT3010
PT3011

ROOF ACCESSORIES

- 18 HEADLINING KIT – ONE PIECE (INCLUDING 'C' POSTS) – VINYL MATERIAL
- 19 HEADLINING KIT – AS ABOVE – GREY NYLON BRUSHED CLOTH
- 20 HEADLINING STAYS – SET OF 6, COLOUR CODED WITH INSTRUCTIONS
- 21 'C' POST REPLACEMENT KIT – INCLUDES MATERIAL FOR UNDER REAR WINDOW
- 22 PADDED SUNVISOR WITH MIRROR – LATE TYPE
- 23 PLASTIC BRACKETS FOR LATE TYPE SUNVISORS – 2 PAIRS
- 24 PLAIN PADDED SUNVISOR – LATE TYPE

HL3014
HL3015
HL3030
CP3024
SV2017
SV2021
SV2016

INTERIOR TRIM PANELS

- 24 MINI OFFSET SPEEDOMETER DASH-LINING PANELS
- 25 MINI DASH TRAY LINER
- 26 LATE MINI DOOR PANELS (PAIR)
- 27 LATE MINI REAR QUARTER PANELS (PAIR – PLAIN BOARD AT BOTTOM)
- 28 MINI REAR POCKET LINER
- 29 MINI REAR WHEEL-ARCH COVERS (PAIR)
- 30 LATE MINI REAR PARCEL SHELF

RHD DT3047
LHD DT3048
DT3027
DP3106
WA3108
WA3050
WAC3024
WA3025

Colours Available

Black and Beige for **1300** and **EXPORT**
For other models please enquire

Italian Minis – INNOCENTI



1300 CARPET SET – LHD

Probably the best known model resulting from the BMC and Innocenti agreement in the early sixties was the Mini. Introduced in September 1965 as the Mini Minor 850 Mk1, it was an immediate success. It was followed in 1966 by Mk1 Woody Traveller and the 1000cc Mk1 Cooper. In common with other overseas produced Minis, the early 850cc Mk1 cars were supplied as Complete Knock Down (CKD) kits & were thus identical to UK vehicles as far as interior trim is concerned. As time passed the percentage of locally manufactured parts increased. Interior trim was usually one of the first areas of change in overseas manufacture, as in comparison with other components, it was relatively inexpensive to bring 'in house'. Innocenti improved the design & 'luxury feel' of the cars up to the ultimate model, the Mini Cooper 1300 Export – regarded as the most stylish, best equipped and most numerous of all the Italian Coopers. In fact sales went so well that it was also built in BL's Belgian factory in Seneffe.

Innocenti Mini production is shown in the chart top right.

We have over recent years developed a range of trim which exactly copies the original items (See the following 2 pages) and will suit most of the Innocenti Mini saloon models. We have had the grey/black and beige Innocenti seating cloth remanufactured in Italy (see right) and we stock the closest original matching deep-pile black/grey fleck carpet currently on the market whilst our beige carpet is the nearest match commercially available. Our carpet sets (shown left) are made to original specification and have heel mats sewn on where appropriate, with the correct Innocenti and BL logos, along with all the extra leathercloth flaps & binding that give them that extra luxury look in comparison with the UK Mini carpets of the era.

Our range of replacement seat covers and foams come complete with fitting instructions. Innocenti seat covers are very complicated to fit; with tensioning strings and trim wires working together to pull the covers into the flat fluted areas thus making the side rolls more

Model	Start	End
Mini Minor Mk1 850cc	Sept 65	Sept 68
Mini Cooper Mk1 1000cc	March 66	Sept 68
Mini Traveller (Woody) Mk1 850cc	Oct 66	Aug 68
Mini Minor Mk11 850cc	Sept 68	March 70
Mini Cooper Mk11 1000cc	Sept 68	Feb 70
Mini Traveller (Woody) Mk11 850cc	Sept 68	July 70
Mini Traveller (Metal) 850cc	Sept 68	Oct 70
Mini Minor Mk111 850cc **	Jan 70	Oct 70
Mini Cooper Mk111 1000cc **	Feb 70	Oct 70
Mini Matic 1000cc **	March 70	Oct 70
Mini Minor Mk111 850cc	Oct 70	Jan 72
Mini Cooper Mk111 1000cc	Oct 70	Jan 72
Mini Matic 1000cc	Oct 70	Jan 72
Mini Traveller (Metal) 850cc	Aug 71	Feb 72
Mini 1000cc	Jan 72	March 73
Mini Cooper 1300	Feb 72	March 73
Mini Matic	Feb 72	July 73
Mini T 1000	Feb 72	May 73
Mini 1001	March 72	March 73
Mini Cooper 1300 Export	Feb 73	Jan 75

*NOTE: **Wind up windows were fitted after Jan. 70 (Same doors as UK Mk111 Minis – i.e. No Quarter Light). Then after Oct. 70 the doors were changed to include a Quarter Light & different latch fittings.*




COOPER 1300 EXPORT SEATS

prominent to give that look of luxury. For this reason the majority of our customers employ a trimmer to fit the front and rear seat covers.

We also offer a fitting service for seats – Please ask our sales team for further information.

In this brochure we have concentrated on saloons as these are by far the most popular vehicle for restoration.



SEATING CLOTH

INNOCENTI TRAVELLERS – All Models

We have supplied interior trim kits for a few travellers in the past, so we do carry some information. Therefore, if you have any need for items of trim not shown in this brochure (Saloon or Traveller), please send an e-mail enquiry with attached pictures and we will do our best to manufacture what you need. In other words, help us to help you! In this way we can exchange information and build up a data base of trim items for all models. As with saloons, the early Mk1 travellers were similar to those produced in the UK (Using the same colours and grain). However when Italian production was up & running and local trim materials were sourced, the range of colours was different.

For this reason we will always liaise with the customer and send colour samples for approval before the manufacture of trim items.



MK.1 Sept 1965 to Sept 1968
MK.11 Sept 1968 to January 1970
Standard 850cc & Cooper 1000cc

ITEM	PART NO.	DESCRIPTION
1	TK6001	TRIM KIT AS SHOWN
2	DP3022	PAIR OF DOOR FILLETS (ONE DOOR)
3	DP3021	PAIR OF DOOR PANELS
4	WA3022	PAIR OF REAR QUARTER PANELS
5	DP3023	PAIR OF DOOR POCKET LINERS
6	WA3023	PAIR OF REAR POCKET LINERS
7	WA3021	REAR PARCEL SHELF
8	WAC3024	PAIR OF WHEEL ARCH COVERS
9	DC3005	DOOR CHECK STRAP – EACH
10	DT3021	PAIR OF SPEEDO PANELS – OVAL
11	DT3022	DASH TRAY LINER
12	DT3028A	LOWER DASH SURROUND MATERIAL

NOTE: BLACK VINYL PANEL COVERING.
 Early cars used normal UK Mini grain – **COLOUR CODE = A**
 Later Mk1 & all Mk11 cars used Stag grain – **COLOUR CODE = A2**
 CHECK WITH CUSTOMER FOR THIS & ALL OTHER COLOURS.

Mk111 850cc – Cooper 1000cc
– Mini Matic 1000cc
January 1970 to October 1970

ITEM	PART NO.	DESCRIPTION
13	TK6002	TRIM KIT AS SHOWN
14	DP6002	PAIR OF DOOR PANELS
15	WA6002	PAIR OF REAR QUARTER PANELS
16	WA6003	PAIR OF REAR POCKET LINERS
17	WA3052	REAR PARCEL SHELF
18	WAC3052	PAIR OF WHEEL ARCH COVERS

NOTE: ITEM 14 – Doors have wind up windows
 – Pre Quarter Light – (same dash as UK Mk111 Mini)

Mk111 Mini 850cc – Cooper 1000cc – Mini Matic 1000cc
October 1970 to January 1972
Mini 1000 – January 1972 to March 1973
Cooper 1300 & Mini 1001 – Feb 1972 to Mar 1973
Mini Matic n.v – Feb 1972 to July 1973
Cooper 1300 Export – Feb 1973 to 1974

ITEM	PART NO.	DESCRIPTION
19	TK6004	TRIM KIT AS SHOWN
20	DP6003	PAIR OF DOOR PANELS
21	WA6002	PAIR OF REAR QUARTER PANELS
22	WA6003	PAIR OF REAR POCKET LINERS
23	WA3052	REAR PARCEL SHELF
24	WAC3038	PAIR OF WHEEL ARCH COVERS

NOTE: ITEM 20 – From Oct 1970 doors have wind up windows & quarter light

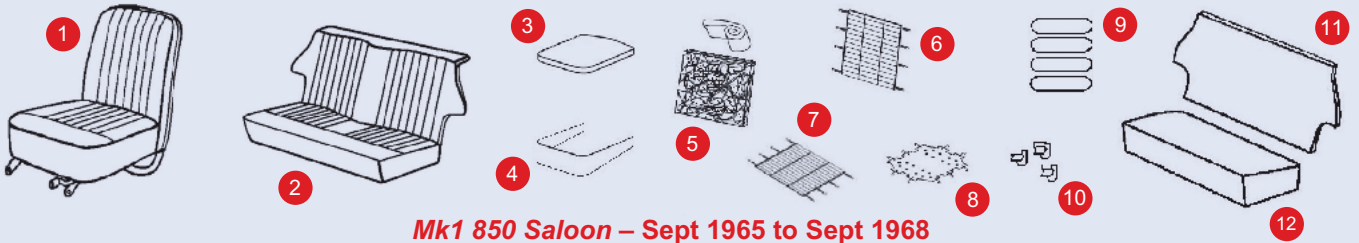
Cooper 1300 Export – 1974 to January 1975

ITEM	PART NO.	DESCRIPTION
25	TK6006	TRIM KIT AS SHOWN
26	DP6003	PAIR OF DOOR PANELS
27	WA6006	PAIR OF REAR QUARTER PANELS
28	WA6007	PAIR OF REAR POCKET LINERS
29	WA3052	REAR PARCEL SHELF
30	WAC3052	PAIR OF WHEEL ARCH COVERS

FINAL NOTE FOR COOPER 1300 EXPORT
 Cars fitted with inertia reel seat belts inside the rear pocket had an aluminium pocket liner covered with vinyl. The seat belt passed through the slot at the front of the liner. (No ashtrays). For these vehicles ITEM 28 is not required. (WA6007). Instead WA6007 is replaced by 2 pieces of vinyl 550mm x 200mm. The customer will need to use this to re-cover the original metal pocket liners. We do not supply new metal liners.

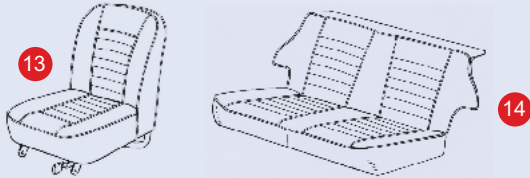
Picture shows vertical view inside rear pocket showing seat belt

Innocenti Mini Saloon Seats & Accessories



Mk1 850 Saloon – Sept 1965 to Sept 1968

These seats are similar to UK Mk1 Austin Minis. Sewn flutes – 7 sew lines on Front Seats, 8 sew lines per section on Rear Seat.
COLOURS: Please see note on Panel Page regarding Black Vinyl. - Customer should request colour samples



Mk1 Cooper – 1000cc. March 1966 – Sept 1968


Mk11 Cooper – 1000cc. Sept 1968 – Feb 1970

Seat covers only - All Vinyl - COLOURS: BLACK & BEIGE

For front seat diaphragms and clips – see above.

**Foams – re use originals or send them to us and we will quote to hand build new ones.

Please enquire



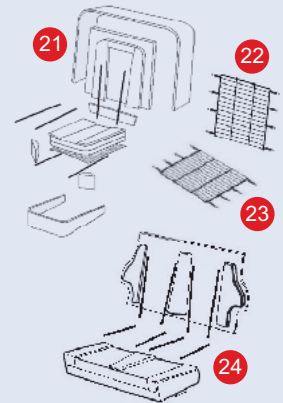
Mk 111 Cooper – 1000cc

Feb 1970 – Jan 1972

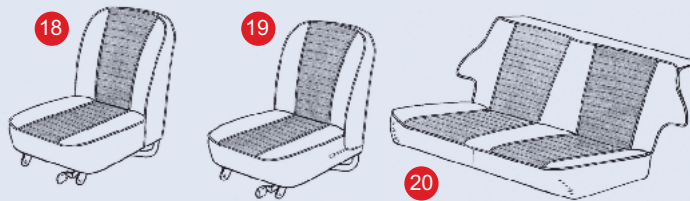
Seats all vinyl

Fixed & reclining versions of front seat were fitted.

COLOURS: BLACK & BEIGE



FOAM KITS & DIAPHRAGMS

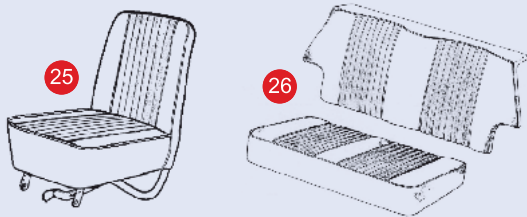


Mini Cooper 1300 Feb 1972 – March 1973 Mini Cooper 1300 Export Feb 1973 – Jan 1975

Seats have vinyl sides & backs with Innocenti Cloth flutes.

Fixed & reclining front seats fitted.

COLOURS: BLACK & BEIGE



Colours: Black and Beige

Mini 1001 March 1972 – March 1973

Seat Covers only - Seats have vinyl sides and backs with Innocenti Cloth centre flutes.

Fixed seat shown – **reclining seats were fitted to some later cars.

**Foams – If originals cannot be re used – we can hand build foams to suit.

** Please enquire **

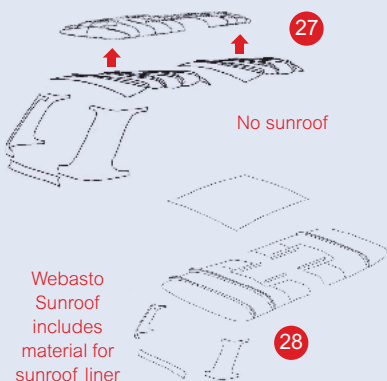


UNDERFELT KIT CK900

Fits all Mini saloons

HEADLINING KITS

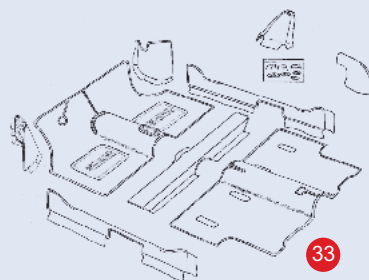
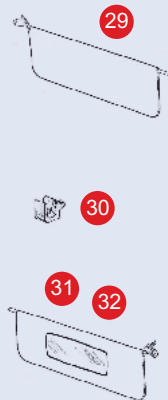
Perforated Grey with solid grey 'C' Posts & spare material.



No sunroof

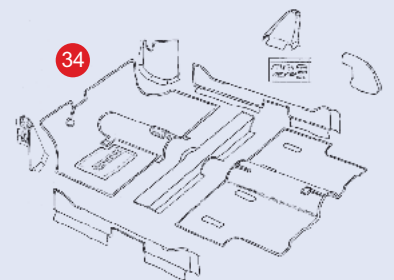
Webasto Sunroof includes material for sunroof liner

SUNVISORS



CARPET SET Cooper 1300 & Cooper 1300 Export

One piece front floor carpet. Black gaiters. Bound edges & flaps. Heel mats with Innocenti Logo, as original.
COLOURS: GREY & BEIGE




CARPET SET Mini 1001

Front floor carpet has separate tunnel section. Black gaiters. Bound edges & flaps. Drivers side heel mat with Innocenti Logo, as original.
COLOURS: GREY & BEIGE



DOOR PANEL
 DP6003



REAR SEAT FOAM KIT
 SF687



FRONT SEAT FOAM KIT
 SF686

Innocenti Mini Saloon Interior Trim Parts

- 1 Front Seat covers for Mk1 Innocenti 850 Saloon (x1 Pair)
- 2 Rear Seat covering kit Mk1 Innocenti 850 Saloon
- 3 Front Seat base cushion pad (x1)
- 4 Front Seat base skirt foam wrap (x1)
- 5 Front Seat squab padding (x1)
- 6 Front Seat squab diaphragm (x1)
- 7 Front Seat base diaphragm (x1)
- 8 Front Seat base rubber diaphragm (x1)
- 9 Front Seat cover metal tab squab pocket inserts for squab fitting
- 10 Packet of 20 seat frame clips
- 11 Rear Seat replacement squab foam
- 12 Rear Seat replacement base foam
- 13 Mk1 & Mk2 Innocenti Cooper Front Seat cover kit (x1 Pair)
- 14 Mk1 & Mk2 Innocenti Cooper Rear Seat cover kit
- 15 Mk3 Innocenti Cooper 'Fixed' Front Seat cover kit (x1 Pair)
- 16 Mk3 Innocenti Cooper 'Reclining' Front Seat cover kit (x1 Pair)
- 17 Mk3 Innocenti Cooper Rear Seat covering kit
- 18 Mini Cooper 1300 & Export 'Fixed' Front Seat cover kit (x1 Pair)
- 19 Mini Cooper 1300 & Export 'Reclining' Front Seat cover kit (x1 Pair)
- 20 Mini Cooper 1300 & Export Rear Seat covering kit
- 21 Front Seat Foam replacement kit (x1 Pair)
- 22 Front Seat squab diaphragm (x1)
- 23 Front Seat base diaphragm (x1)
- 24 Rear Seat Foam replacement kit
- 25 Innocenti Mini 1001 Front Seat cover kit (x1 Pair)
- 26 Innocenti Mini 1001 Rear Seat covering kit
- 27 Innocenti Saloon headlining kit
- 28 Innocenti Saloon headlining kit – for cars with webasto sunroof
- 29 Sunvisor – Driver's side (correct plain grey)
- 30 Sunvisor plastic retaining bracket
- 31 Sunvisor – Passenger's side for RHD (correct plain grey)
- 32 Sunvisor – Passenger's side for LHD (correct plain grey)
- 33 Carpet Set 1300 – RHD
 Carpet Set 1300 – LHD
- 34 Carpet Set – Mini 1000 – LHD


- SC6015
- SC6017
- SF655
- SF660
- SF666
- C708
- C711
- C705
- C725
- C707
- SF669
- SF668
- SC6001
- SC6002
- SC6004
- SC6003
- SC6005
- SC6009
- SC6007
- SC6008
- SF686
- C708
- C711
- SF687
- SC6010
- SC6011
- HL6000
- HL6002
- SV732P
- SV734
- SV733P
- SV735P
- CK6000
- CK6002
- CK6003

Minis Overseas

The Mini, launched in 1959 to great acclaim, saw production in the UK in the early to mid-sixties reach over 5000 cars per week. It was exported to overseas territories and factories as part of an overall plan which saw up to one third of all new BMC production going abroad. So the numbers of Minis sold and later produced overseas is fairly significant and the survival rate of body shells in warm climates is higher than in the UK.

BMC (British Leyland from 1968) produced the Mini in Australia from 1959 and later also in South Africa, Italy (Innocenti – see pages 42-45 of this brochure), Spain (Authi), Belgium, Chile, Malta, Portugal, Uruguay, Venezuela and Yugoslavia.

All overseas factories were set up for Mini



This photograph shows interior of Mk1 Australian Cooper fitted with Newton Commercial reproduction trim panel kit (TK 3004), reproduction carpet (CK 940) and seat covers (SC 3065).



Above is a Mini rear quarter panel along with replacement seat covers for a Mk1 South African Cooper. We were asked to produce these items to complement original trim that was retained in the rebuild. The South African bucket seat (SC3060) is unique to this model with the seat frame being a modified version of the standard UK fixed frame.

These particular cars were generally trimmed in Porcelain Green or Dove Grey (or a combination of the two), a colour that we already manufacture for our Morris Minor trim. The design on the door & rear quarter panels is different to that on UK models but we are able to adapt our tooling to suit.



Mk1 **Australian** Cooper seats with Newton Commercial reproduction covers **SC 3065** in Porcelain green vinyl.

Rear seats to match are Part No. **SC 3066**.



Later Canadian Minis, featured what was basically Mk4 UK Mini seating and trim, with the addition of standard 'pear-drop' BLMC headrests to meet local regulations. We are able to modify our tooling to re-create the designs used on these cars, and have supplied several kits over the years.


*We have never seen a Canadian seat that wasn't fitted with a headrest- a point to be wary of is that there were two different types fitted; D-shaped and pear-shaped headrests. Generally the D-shaped headrests were fitted to earlier cars and the pear-shaped was a later design. We manufacture covers for both so the choice is down to the customer. Foams and stalks are not included but are also available from us and we can supply them where necessary.

Item	Part No.	Material
AUSTRALIAN		
Mk1 Front seat covering kit	SC 3065	All Vinyl, or Leather faced in any colour from our range.
Mk1 Rear seat covering kit	SC 3066	(as above)
Mk1 Winding windows full interior trim kit	TK 3004	Vinyl – either to match or contrast with seats.
Mk1 One-piece headlining (roof stays not included)	HL 3002	'Longhorn' HL is our nearest match to the original.
Mk1 Australian spec carpet set	CK 940	Large range available – please enquire.
SOUTH AFRICAN		
Mk1 South African Cooper bucket seat covers (Patterns for two varieties held in stock – please enquire)	TK 3060	Vinyl - either to match or contrast with seats.
Mk1 Winding windows full interior trim kit	TK 3060	Vinyl - either to match or contrast with seats.
CANADIAN		
All Canadian Minis were probably built in the UK and assembled as kits of parts in the country. The general specification appears little altered from most contemporary UK trim, therefore we are able to remanufacture many of the trim items. Specifically we do have part numbers for the various designs of seat cover.		
Non-recliner covers with headrest*	SC 3252	A Canadian Mini Mk3- these cars were exported as kits and were locally assembled to a greater or lesser extent with required modifications built in. Canadian road regulations were much more safety conscious than the UK's at the time; hence external raised rubber bumper bars front and rear, a full set of seat belts (lap only at the back) side repeating direction indicators and front seat headrests.
Reclining covers with headrest*	SC 3253	
Rear seat cover	SC 3254	



A Canadian Mini Mk3- these cars were exported as kits and were locally assembled to a greater or lesser extent with required modifications built in. Canadian road regulations were much more safety conscious than the UK's at the time; hence external raised rubber bumper bars front and rear, a full set of seat belts (lap only at the back) side repeating direction indicators and front seat headrests.

Mk I Mini



Mk II Mini



Riley Elf & Wolsley Hornet



Mk III/Mk IV Mini



NEWTON COMMERCIAL COLOUR SAMPLES

This is our standard range of colours, please enquire for free samples before placing your order.

Late Mini & Alternative Swatches



Headlining Colour Options



Carpet Colour Options





Newton Commercial

Eastlands Ind. Estate, Leiston, Suffolk IP16 4LL
Tel: +44 (0) 1728 832880 Fax: +44 (0) 1728 832881
www.newtoncomm.co.uk
email: sales@newtoncomm.co.uk