



NEWTON
COMMERCIAL




classic car interior trim

MGA TRIM CATALOGUE

ISSUE DATE: DECEMBER 2015



MGA ROADSTER



MGA COUPE

EASTLANDS INDUSTRIAL ESTATE, LEISTON, SUFFOLK. IP16 4LL.

TEL: 0044 (0) 1728 832880 FAX: 0044 (0) 1728 832810

WEB SITE: www.newtoncomm.co.uk

E-MAIL: sales@newtoncomm.co.uk

MGA – BRIEF HISTORY

<u>MODEL</u>	<u>PRODUCTION DATES</u>	<u>NUMBERS PRODUCED</u>
MGA 1500	ROADSTER 1955 – 59 COUPE 1956 - 59	52,478 6,272
MGA TWIN CAM 1600	ROADSTER 1958 - 60 COUPE 1958 - 60	1,788 323
MGA 1600 Mk1	ROADSTER 1959 - 61 COUPE 1959 - 61	28,660 2,759
MGA 1600 Mk11	ROADSTER 1961 - 62 COUPE 1961 – 62	7,908 498
MGA DE-LUXE	ROADSTER (1600 Mk1) ROADSTER (1600 Mk11) COUPE (1600 Mk1) COUPE (1600 Mk11)	70 290 12 23

Manufactured from 1955 to 1962 by the British Motor Corporation (BMC), the MGA was a successor to the MG TF1500 Midget, (See picture right) the last of the T-Types whose general design dates back to pre-World War 2.

The concept for the MGA was similar to before; Front engine, rear wheel drive, independent front suspension, rear axle mounted on leaf springs but with a wider chassis, a lower floor resulting in a lower seating position and a streamlined all enclosing body, the MGA was an instant success. Initially produced as a **Roadster** only, then, after the first year the **Fixed Head Coupe** version was introduced with its fixed hard top, new door design featuring external door handles, wind up windows and new interior trim including a new seat design. The two models were continued side by side until end of manufacture in 1962.

The **Twin Cam 1600** engine version (with modified chassis, new wheels and disc brakes all round) was introduced in 1958 but was dropped in May 1960 following unacceptable engine reliability problems. This was replaced by the uprated BMC B-series 1588cc overhead valve pushrod engine, resulting in the **MGA1600 Mk1**. Further engine upgrades from March 1961 lead to the 1622cc version of the B-series. This model was the **MGA 1600 Mk11**.

MGA De Luxe – Following the cancellation of the Twin Cam 1600, the factory had a supply of chassis, brakes and special wheels intended for this model. The De Luxe model was introduced to use up these left over components. Starting with the 1588cc engine for pre 1961 (**1600 De Luxe Mk1**) models & then with the 1622cc engine after 1961 (**1600 De Luxe Mk11**).



MG TF 1500 MIDGET



MGA ROADSTER



MGA COUPE

INTERIOR TRIM



ROADSTER INTERIOR WITH DE LUXE SEATS



COUPE INTERIOR WITH STANDARD COUPE SEATS

The interior trim for the MGA is fairly straight forward, being either for **Roadster** or **Coupe** models with no significant design changes throughout its production life. For this reason this catalogue will separate the trim into Roadster specific trim, Coupe specific trim, followed by accessories & items of trim suitable for both models. This will avoid unnecessary repetition if dealt with model by model.

The only difference in terms of interior trim for the **De Luxe** model was the introduction of the De Luxe seat (Sometimes known as the 'Competition Seat'). This seat was offered as a factory option on all models from September 1958.

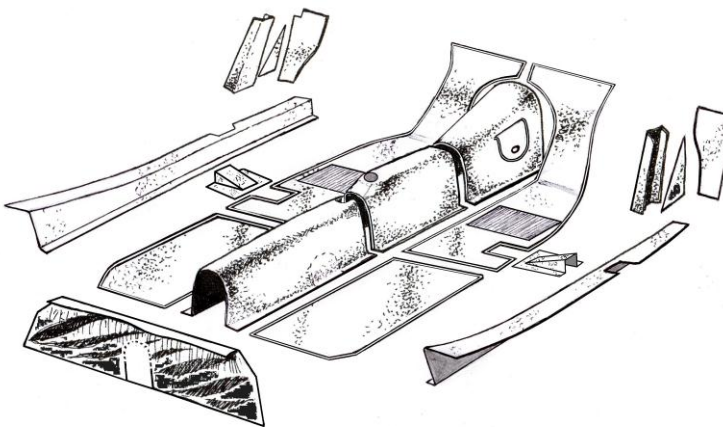
We have information regarding the correct interior trim colours for each body colour for all MGA models produced. This is not included in our catalogue but can be supplied upon request.

COLOURS

Standard MGA carpets were originally only produced in two colours, these were;
BLACK (All Roadsters) - Code Letter = A, & **GREY** (All Coupes) - Code Letter = P
Current trends show that some owners wish to re-trim their cars in non-standard colours e.g. Red or Biscuit.
THESE COLOURS AND OTHERS ARE AVAILABLE - PLEASE ENQUIRE

STANDARD FRONT CARPET SET

MGA carpets were originally manufactured from 'Carvel' carpet. Our modern fibre bonded carpet gives a very similar finish to the original. Our Standard carpet sets (see below) offer everything from the rear ramp forward, featuring a heelmat on each front floor mat, binding all round on front & rear floor mats and on the rear edge of the front & mid tunnel sections. Lift-the-Dot fasteners & fitting instructions are also supplied with each set. The Left Hand Drive sets have an additional heel pad on the left hand tunnel side. (See illustration)



PART NUMBERS

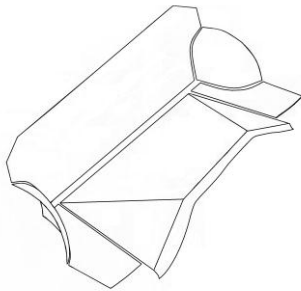
CK725A = RHD – BLACK

CK725P = RHD – GREY

CK730A = LHD – BLACK

CK730P = LHD - GREY

REAR CARPET SET ALL MODELS



Covering the Battery panel, Bulkhead, Wheel arches & Side members. Using the same carpet as the Front Carpet Set.

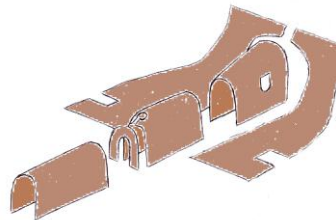
PART NUMBERS

CK726A = BLACK

CK726P = GREY

OTHER COLOURS AVAILABLE – PLEASE ENQUIRE

UNDERFELT KIT



MADE FROM SOFT BROWN FELT

PART NUMBER

CK740

OVERMATS



MADE FROM CRUMB BACKED CARPET WITH 'MG' LOGO & BOUND ALL ROUND

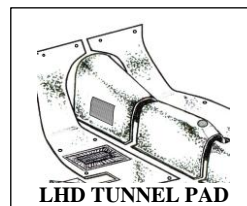
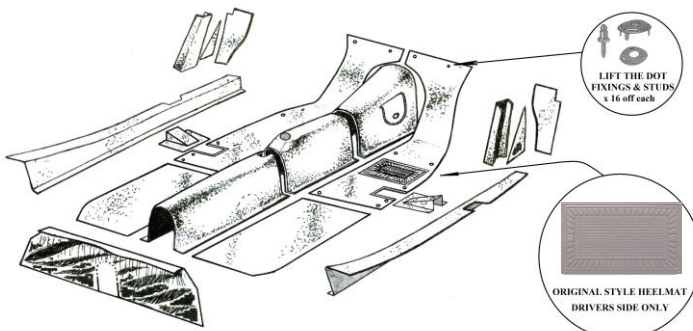
PART NUMBER

CK732A

BLACK ONLY

ORIGINAL STYLE CARPET SET

For those wanting a more authentic original finish – the only binding is at the rear edge of the front & mid tunnel carpets, tunnel flap & around the chassis cut outs on the front floor mats. Original style heel mat on driver's side only.



Lift-the-Dot fixings & floor studs plus Fitting Instructions supplied.

PART NUMBERS

CK734A = RHD – BLACK

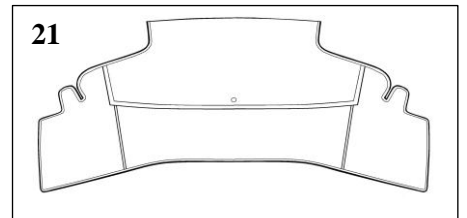
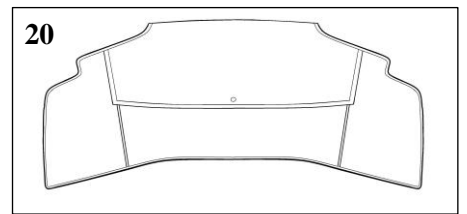
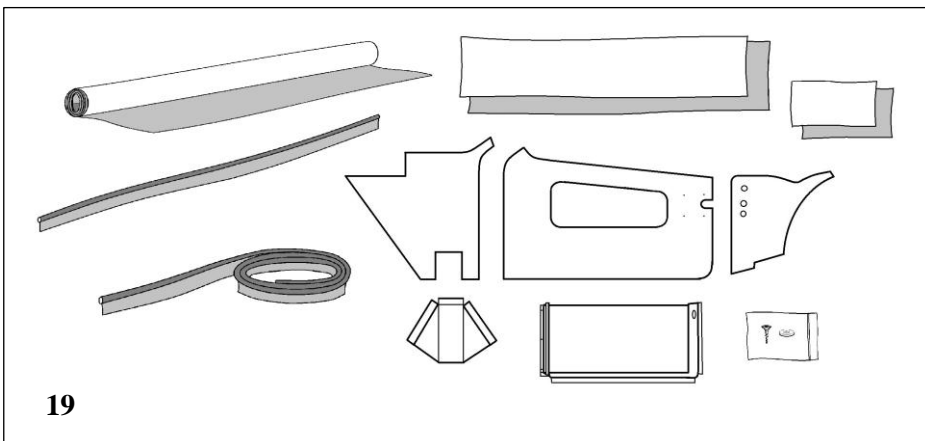
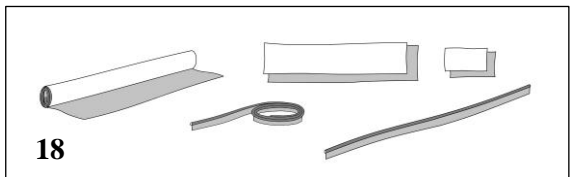
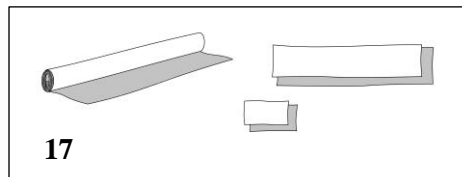

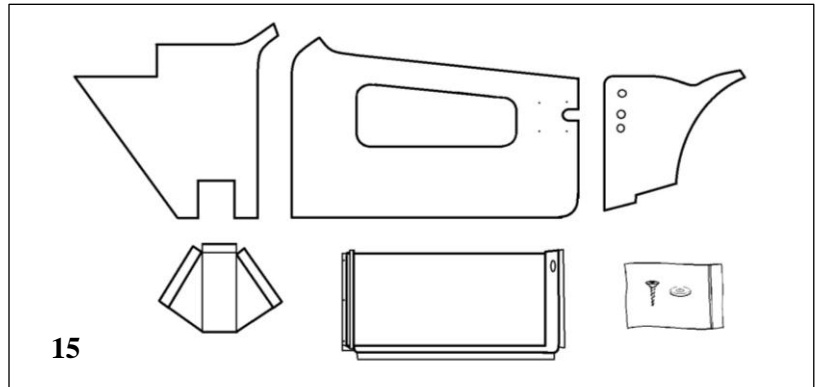
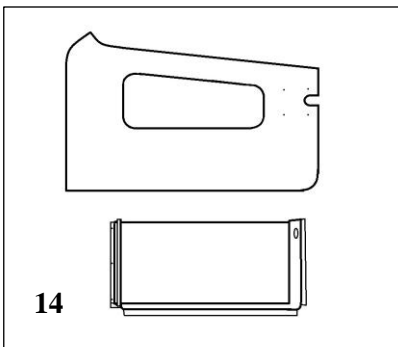
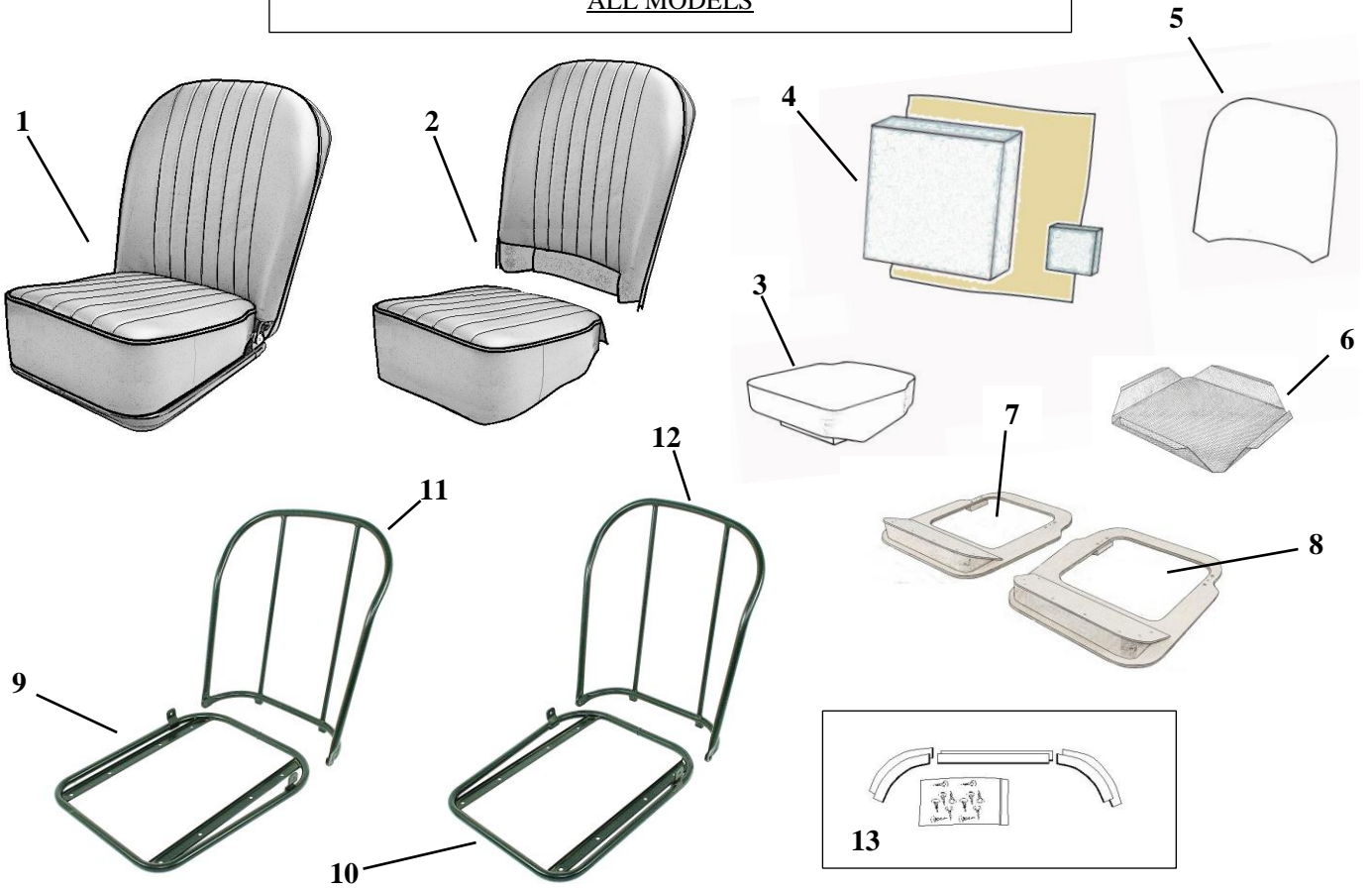
CK734P = RHD – GREY

CK735A = LHD – BLACK

CK735P = LHD - GREY

MGA ROADSTER

ALL MODELS



MGA ROADSTER

ALL MODELS

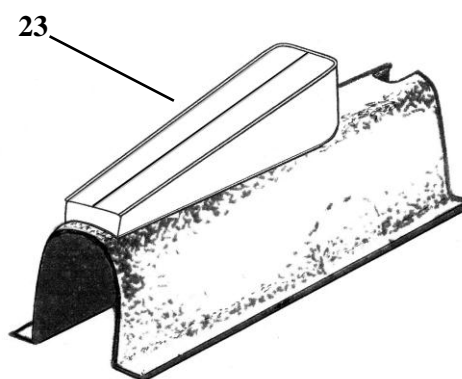
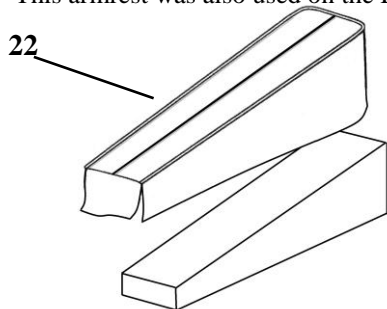
Page 4

Diag. No	Part No	Description
1	S750	Complete Leather seats – All new parts – Pair
	S752	Exchange Leather seats – New covers & Paddings – Customer's frames refurbished
2	SC701	Seat Cover Kit – Leather – for both seats
	SC702	Seat Cover Kit – Vinyl - for both seats
3	SF732	Base Foam – each
4	SF733	Squab Padding Kit - each
5	16:260	Squab Backboard – each (Roadster only)
6	F748	Metal Base Colander – each (Supports the lower pad on the Base Foam)
7	F747RH	Wooden Base Assembly –RH
8	F747LH	Wooden Base Assembly – LH
9	F745RH	Base Frame – RH (New – Black powder coated finish)
10	F745LH	Base Frame – LH (New – Black powder coated finish)
11	F746RH	Squab Frame – RH (New – Black powder coated finish)
12	F746LH	Squab Frame – LH (New – Black powder coated finish)
13	F749	Wooden Trim Strips – Squab Frame (Includes screws for fixing)-Car Set
14	DP713	Door Panels – Pair (Including Door Pockets)
15	TK710	Panel Kit – (10 Piece Kit + Packet of Screws & Cup Washers)
16	PFK711	Piping Kit Only – (6mm Dia x 1.2Mtrs long for under dash rail, 3mm Dia x 5Mtrs long for top of dash rail, outside door cappings & rear cockpit rails)
17	MFK711	Capping Kit Only – (Vinyl for top of dash & facia + leather pieces for door & rear quarter cappings)
18	TFK711	Capping & Piping Kit – (Comprising of PFK711 + MFK711)
19	LTK710	Complete Trim Kit – (Comprising of TK710 + TFK711)
20	SB720	Side Screen Bag – Early – (1500 & 1600 Roadsters to 78249)
21	SB725	Side Screen Bag – Late – (1600 from 78250 & Mk11 Roadsters)
22	AR706	Armrest Cover Kit – Leather – (Includes new foam)
	AR709	Armrest Cover Kit – Vinyl – (Includes new foam)
23	AR707	Armrest – Leather- Sewn to Black carpet, with foam fitted.
	AR708	Armrest – Leather- Sewn to Grey carpet, with foam fitted.
See Page 2	Carpet Sets	
See Page 7	De Luxe Seats – (Sometimes called Competition Seats)	
See Page 8	Boot Trim & Accessories	
See Page 9	Tonneau Covers	

ROADSTER ARMREST

A centre armrest was fitted to all Roadsters & Coupes from the factory. The Roadster armrest had a sewn pleat along the centre of its top; this was to match the flute design on the seats.

This armrest was also used on the DeLuxe model & cars fitted with the optional DeLuxe (or Competition) seat.



STANDARD COLOURS AVAILABLE

A = BLACK

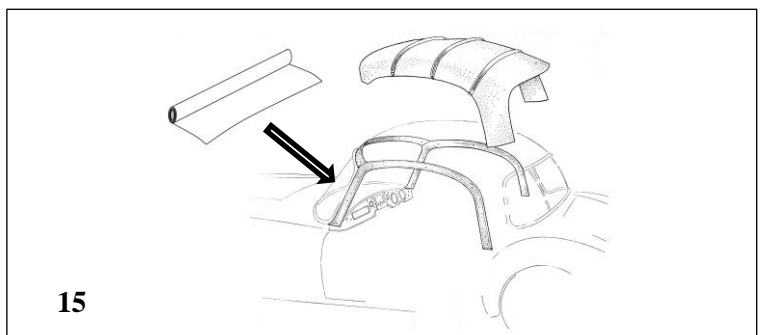
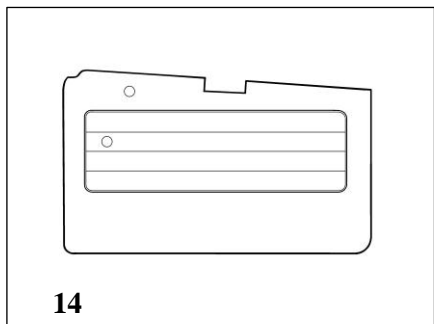
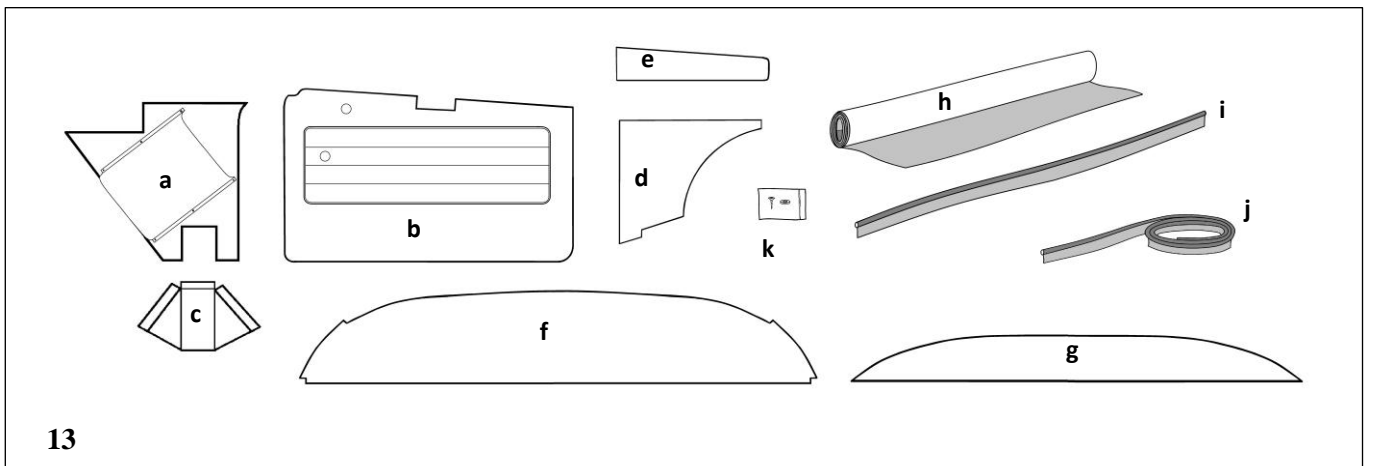
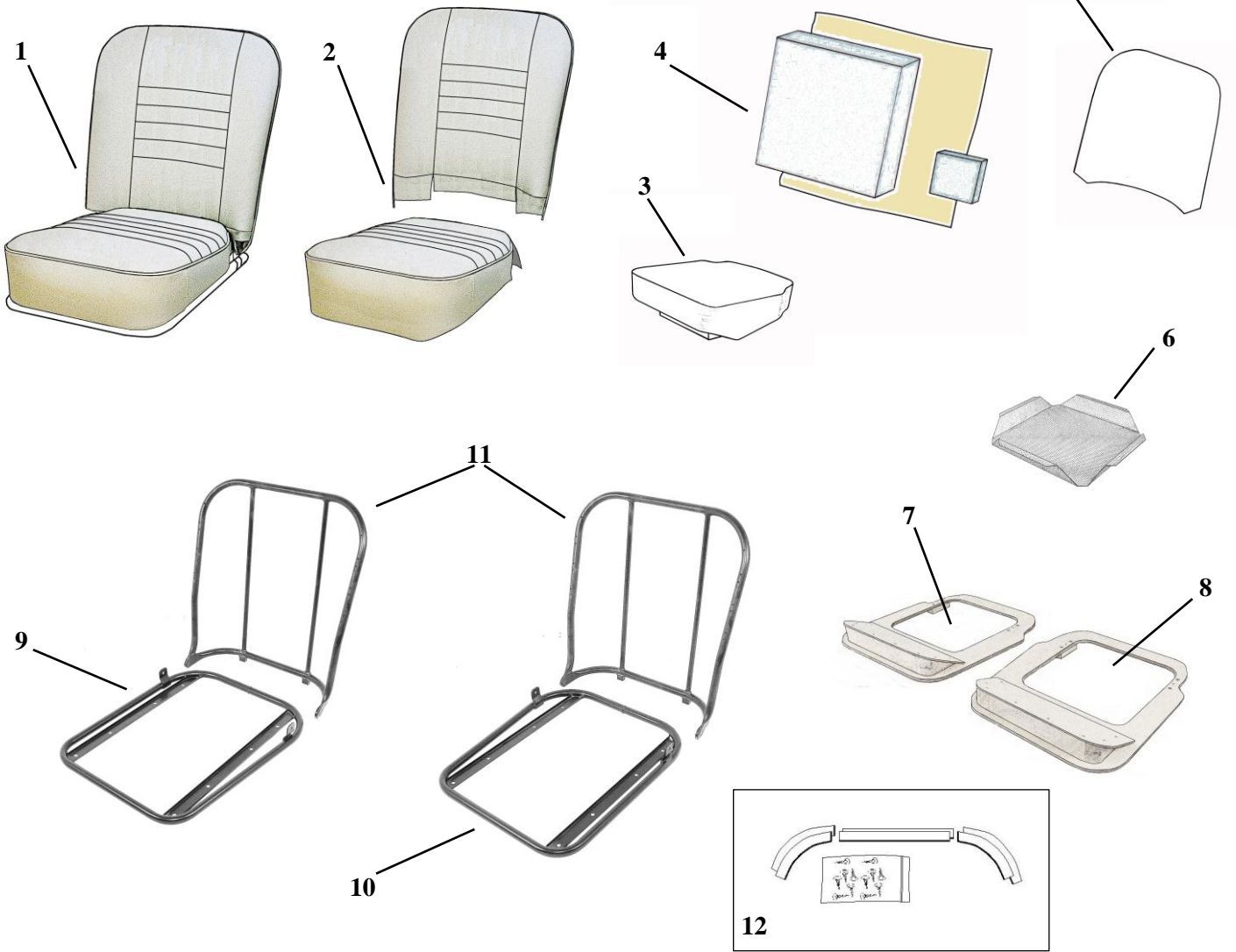
M = RED

D = BEIGE

CONTRASTING PIPING IS AVAILABLE, AS ARE OTHER COLOURS – PLEASE ENQUIRE

MGA COUPE

ALL MODELS



MGA COUPE

ALL MODELS

Diag. No	Part No	Description
1	S754	Complete Leather Seats – All new parts – Pair
	S756	Exchange Leather Seats – New covers & Paddings – Customer’s frames refurbished
2	SC703	Seat Cover Kit – Leather – for both seats
	SC704	Seat Cover Kit – Vinyl – for both seats
3	SF732	Base Foam – each
4	SF733	Squab Padding Kit – each
5	SBB3015	Squab Backboard – each (Coupe & DeLuxe)
6	F748	Metal Base Colander – each (Supports the lower pad on the Base Foam)
7	F747RH	Wooden Base Assembly – RH
8	F747LH	Wooden Base Assembly – LH
9	F745RH	Base Frame – RH (New – Black powder coated finish)
10	F745LH	Base Frame – LH (New – Black powder coated finish)
11	F742	Squab Frame – each (Not Handed – New – Black powder coated finish)
12	F749	Wooden Trim Strips – Squab Frame (Includes screws for fixing) – Car Set
13	TK712	Complete Trim Panel Kit – See itemised list below #
14	DP714	Door Panels – Pair
15	HL719P	Headlining Kit – Grey (Includes material to cover door surround & windscreen rails)
16	AR704	Armrest Cover Kit – Leather (Includes new foam)
	AR702	Armrest Cover Kit- Vinyl (Includes new foam)
17	AR705	Armrest – Leather Sewn to Black carpet, with foam fitted.
	AR701	Armrest – Leather Sewn to Grey carpet, with foam fitted.
See Page 2	Carpet Sets	
See Page 7	De Luxe Seats (Sometimes called ‘Competition Seats’)	
See Page 8	Boot Trim & Accessories	

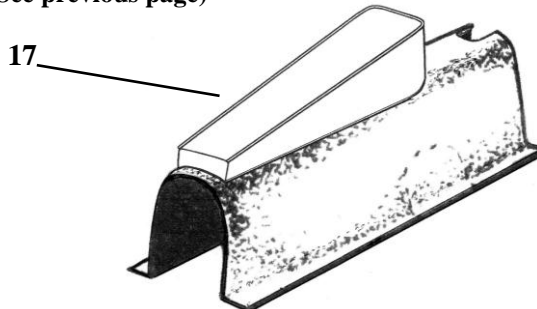
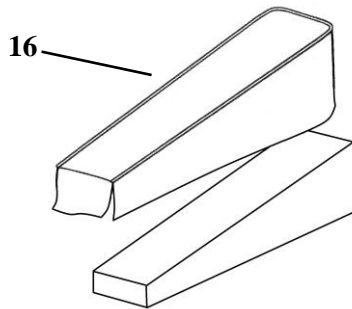
# <u>TK712 – Complete trim panel Kit – List of parts.</u>	
ITEM	DESCRIPTION
a	Scuttle Panels with map pockets – Pair
b	Door Panels – complete with piped & fluted centre panel fitted – Pair
c	Chassis Plate Cover Panels – Pair
d	Rear Wheel Arch Panels – Pair
e	Fillet Panels (Above Rear Wheel Arch Panels) – Pair
f	Rear Parcel Shelf Panel – Early (1500cc models)
g	Rear Parcel Shelf Panel – Late (1600cc models)
h	Leathercloth Material – To cover Dash Top, Dash Crash Pad Roll, Door Cappings & Instrument Panel where appropriate.
i	6mm Dia Piping – For between Dash Top & Dash Crash Pad
j	3mm Dia Piping – For under Dash Crash Pad & Front edges of Door Panels
k	Screws & Cup Washer Set – (40 each- No4 Slotted Countersunk Self Tapping Screws & Cup Washers)

COUPE ARMREST

The Coupe armrest had a plain top (No sewn pleat) in order to closer match the horizontal flute design of the standard Coupe seat. In all other respects it was the same as the Roadster armrest.

NOTE: If De Luxe seats were fitted then the armrest would be the Roadster type with the centre sewn pleat.

(See previous page)



STANDARD COLOURS AVAILABLE

A = BLACK

M = RED

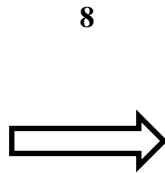
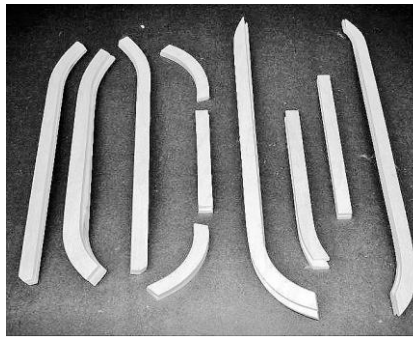
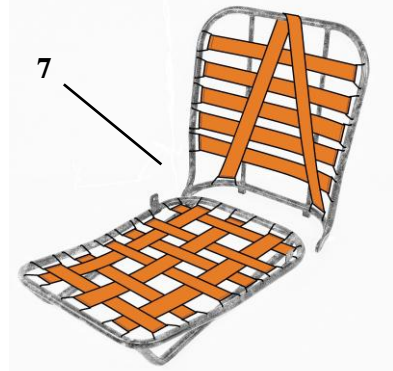
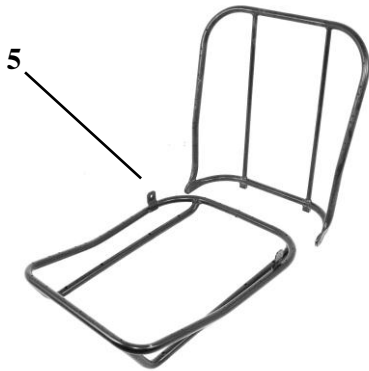
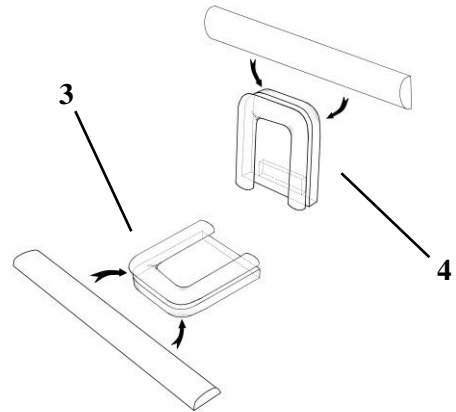
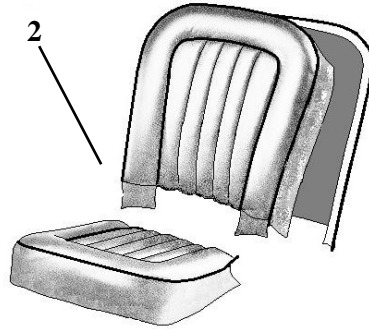
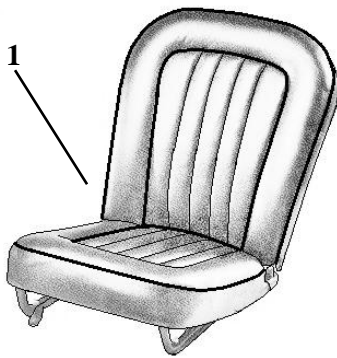
D = BEIGE

CONTRASTING PIPING IS AVAILABLE, AS ARE OTHER COLOURS – PLEASE ENQUIRE


ACCESSORIES

MGA DE LUXE SEATS

Offered as a Factory option from September 1958 for both Roadster & Coupe models & used as the standard seat on all De Luxe models. Sometimes referred to as the 'Competition Seat'.



8



Trim strips in position on the Base Frame



Trim strips in position on the Squab Frame

Diag. No	Part No	Description
1	S758	Complete Leather Seats – All new parts – Pair
	S760	Exchange Leather Seats – New covers & Paddings – Customers frames refurbished
2	SC705	Seat Cover Kit – Leather – for both seats
3	SF730	Base Foam Kit – each
4	SF731	Squab Foam Kit – each
5	F740RH	Seat Frame Set – RH (Base & Squab)
6	F741LH	Seat Frame Set- LH (Base & Squab)
7	ST400	Strap Kit – (Set of 15 straps for 1 seat)
8	F750	Wooden Trim Strips (Includes screws for fixing) – Car Set

STANDARD COLOURS AVAILABLE

A = BLACK

M = RED

D = BEIGE

CONTRASTING PIPING IS AVAILABLE, AS ARE OTHER COLOURS – PLEASE ENQUIRE

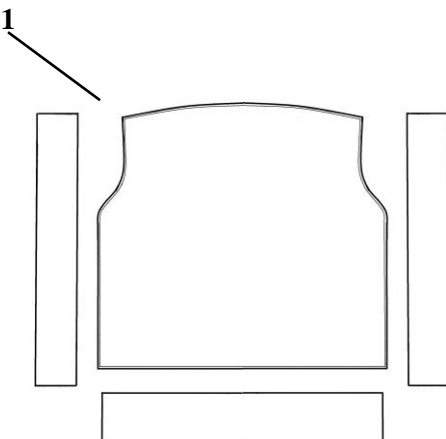
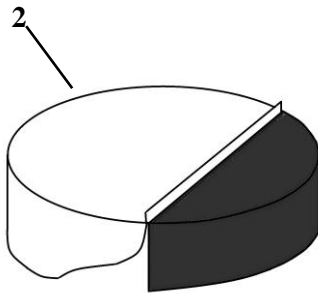
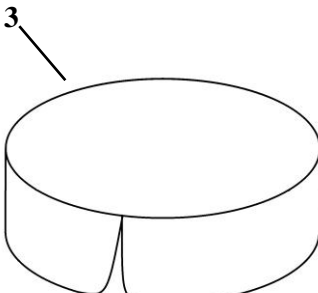
ACCESSORIES

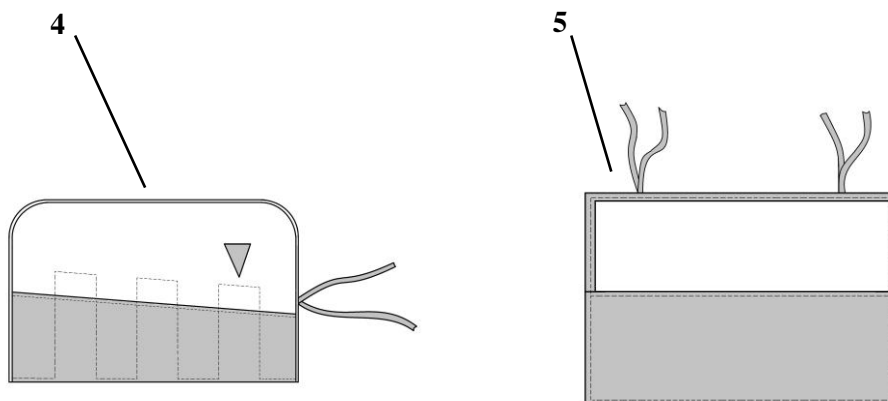
BOOT TRIM

The MGA boot was originally bare painted metal. The only item of trim was the spare wheel cover (as shown below). We offer a boot carpet set containing a bound floor carpet, two chassis rail covering carpets & one piece for the rear valance. Originally the spare wheel covers were made from a material similar to grey hardura with the two piece cover having a carpet front section matching the main carpet colour.

We are often requested to supply non-standard colours of boot trim so that all parts match – Black spare wheel covers would normally be made from black Hardura, whereas other colours would be all carpet.

PLEASE ENQUIRE

<p style="text-align: center;"><u>BOOT CARPET SET</u></p>  <p style="text-align: center;"><u>COLOURS AVAILABLE</u> BLACK & GREY AS STANDARD <u>OTHER COLOURS ON REQUEST</u></p> <p style="text-align: center;"><u>ROADSTER & COUPE</u> <u>ALL MODELS</u></p>	<p style="text-align: center;"><u>SPARE WHEEL COVER</u> <u>TWO PART</u></p>  <p style="text-align: center;"><u>COLOURS AVAILABLE</u> GREY HARDURA WITH BLACK OR GREY CARPET AS STANDARD <u>OTHER COLOURS ON REQUEST</u></p> <p style="text-align: center;"><u>ALL ROADSTERS &</u> <u>1500 COUPE</u></p>	<p style="text-align: center;"><u>SPARE WHEEL COVER</u> <u>ONE PIECE</u></p>  <p style="text-align: center;"><u>COLOUR</u> GREY HARDURA AS STANDARD <u>OTHER COLOURS ON REQUEST</u></p> <p style="text-align: center;"><u>ALL 1600 COUPE</u> <u>(Mk1 & Mk11)</u></p>
---	--	---

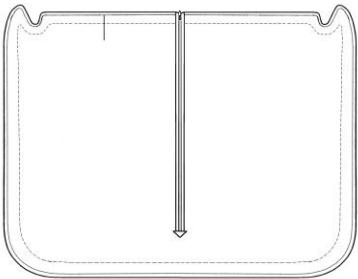


Diag. No	Part No	Description
1	CK727A	BOOT CARPET SET – BLACK
	CK727P	BOOT CARPET SET - GREY
2	CK729AP	SPARE WHEEL COVER – TWO PART (BLACK CARPET FRONT – GREY HARDURA REAR)
	CK729PP	SPARE WHEEL COVER – TWO PART (GREY CARPET FRONT – GREY HARDURA REAR)
3	CK728P	SPARE WHEEL COVER – ONE PIECE (GREY HARDURA)
4	CK720A	TOOL BAG – MADE FROM BLACK HARDURA
5	CK721A	JACK BAG – MADE FROM BLACK HARDURA

ACCESSORIES

TONNEAU COVERS

Our Tonneau covers are made from Black hooding as standard and are supplied with the necessary Lift-the-Dot & Turnbuttons as appropriate.
FOR OTHER COLOURS, PLEASE ENQUIRE.

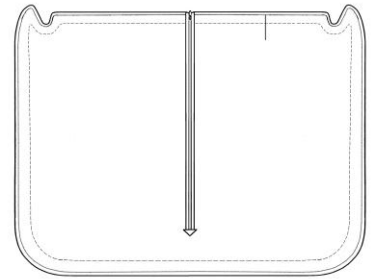


PART NUMBER

VT720A = LHD


SHORT TONNEAU

Originally fitted to the 1500 Roadster, up to 1959. A sewn gusset over the steering wheel position allows for the bulged shape. The rear of the tonneau is fitted to Lift the Dot studs mounted directly on top of the rear cockpit rail. The tonneau comes complete with 20 Lift-the-Dot tops & plates, plus a punch set to assist fitting.

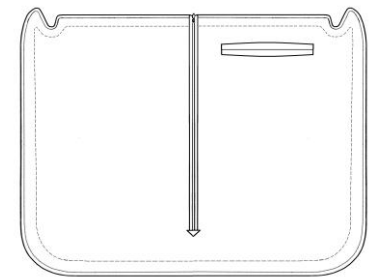


PART NUMBER

VT719A = RHD



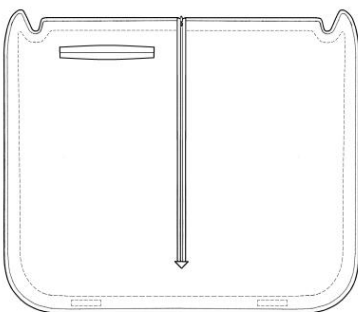
AS A NON STANDARD ALTERNATIVE WE OFFER A VERSION OF THE SHORT TONNEAU WITH A STEERING WHEEL POCKET



PART NUMBERS

VT717A = RHD

VT718A = LHD



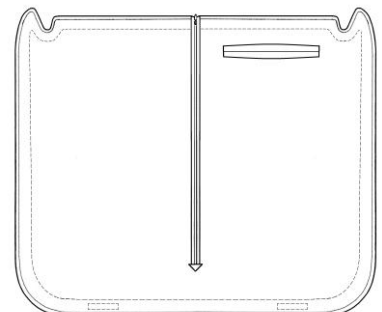
PART NUMBER

VT716A = LHD

LONG TONNEAU

Originally fitted to all 1600 models. This later style tonneau featured a steering wheel pocket. The rear of the tonneau contains two metal bars sewn in. These bars locate over the rear hood fixing brackets, along with a row of Lift-the-Dot studs mounted on the body behind the rear cockpit rail.

The tonneau comes complete with 20 Lift-the-Dot tops & plates, 2 Turnbutton tops & plates, plus a punch set to assist fitting.



PART NUMBER

VT715A = RHD

ARE YOU AWARE THAT **NEWTON COMMERCIAL** ALSO PRODUCES INTERIOR TRIM FOR THE FOLLOWING VEHICLES?

CLASSIC MINI
MORRIS MINOR
MG T – TYPE
MGB
MGF
MG MIDGET
A.H. SPRITE

TRIUMPH TR2 - 3
TRIUMPH TR4 – 6

TRIUMPH HERALD
TRIUMPH VITESSE
TRIUMPH SPITFIRE
TRIUMPH GT6

VW CLASSIC BEETLE
VW TYPE 2 VAN
VW TYPE 25 VAN
VW TYPE 4 VAN

VW KARMANN GHIA
VW GOLF MK 1 & MK11
VW SCIROCCO MK1 & 11
VW CORRADO





LOTUS ELAN 62 – 73
PORSCHE

MX5

ESCORT

DAIMLER

PLUS MANY OTHERS!



PLEASE VISIT OUR WEBSITE OR CONTACT OUR SALES TEAM FOR INFORMATION, CATALOGUES, COLOUR SAMPLES AND PRICES.



Newton Commercial
Eastlands Ind Estate,
Leiston, IP16 4LL

TEL: +44(01728) 832880
sales@newtoncomm.co.uk
www.newtoncomm.co.uk

The image shows a large industrial building with a corrugated metal upper section and a brick lower section. A sign on the building reads 'NEWTON COMMERCIAL'. Several classic cars, including a white MG convertible, are parked in a paved lot in front of the building. The text and contact information are overlaid on the right side of the image.