




VW GOLF MK.I GTI

FRONT SEAT SUPPLEMENTARY FOAM REPAIR KIT

We have found from experience that seat foams over 20 years old go soft and can get easily damaged. In particular the side bolsters on the seat base split open on the side you get in and out of the car. This kit is designed to wrap over the original foam cushions to create once more a smooth surface and a very good base for your new seat covers. From the pictures below you will see what is included in this kit.



We have found that the wire diaphragm can wear out too. Even with a new diaphragm it is wise to support the top of the unit which will help support the top roll of the squab seat foam. Position as above and glue in place as shown here. Apply adhesive to underside of the new foam wrap and the old cushion. Carefully apply the top wrap over the cushion and press into place. Also included in the kit are pieces to cover the tube on the rear of the squab frame. By renewing this piece, the seat cover will fit much better.



The bolsters on the base usually need repairing as the metal support bar damages the bolster itself. Once repaired apply the foam wrap to these bolsters as described above.

