

Bulb Wells

Description

Bulb Wells are used in conjunction with Remote Bulb Temperature Controls where bulb insertion into a vessel or container to sense temperature is required. These wells are used with TE-6000 and TE-6300 Series Sensors.

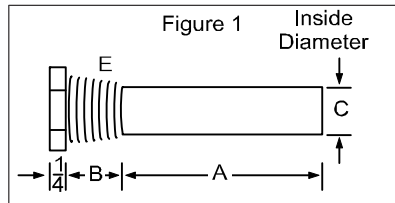
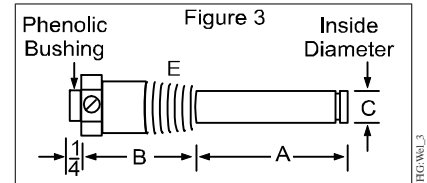
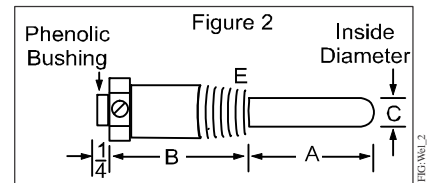
A variety of shapes, sizes, and materials are available for a wide range of applications. Refer to the appropriate temperature control for the exact bulb well required.

Accessories

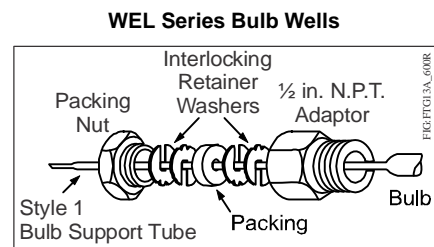
The Code No. FTG13A-600R Packing Nut Assembly is used in applications where the temperature does not fall below -35°F (-37°C). The maximum liquid pressure limit is 150 psig (1,034 kPa). Use with Style 1, 3/8 in. diameter bulb for direct immersion application. A19s require models with support tube; A70s and A72s do not need support tubes.

Repair Information

If the Bulb Wells fail to operate within their specifications, replace the unit. For a replacement Bulb Well, contact the nearest Johnson Controls® representative.



WEL Series Bulb Well



FTG13A-600R

Selection Charts

WEL Series Bulb Wells

Product Code Number	See Figure	Dimension, in.			Pipe Thread, in.		Material		Maximum Temp °F	Maximum Pressure psig	Type of Solder Joint	Plating
		A	B	C	Inside D	Outside E	Connector	Tube				
WEL11A-601R ¹	2	2-3/8	2-5/16	.299	–	1/2	Brass	Copper	250	300	Soft	–
WZ-1000-2 ²	1	5-1/4	1-1/4	.500	1/2	1/2	Stainless steel	Stainless steel	300	400	–	–
WZ-1000-4	1	5-1/4	1-1/4	.500	1/2	1/2	Stainless steel	Stainless steel	600	400	–	–
WZ-1000-5 ²	2	2-3/8	2-5/16	.299	–	1/2	Malleable	Brass	250	300	–	–
WEL14A-601R ³	3	7-9/16	1-13/16	.430	–	1/2	Brass	Copper	250	300	Silver	Brite-Dip
WEL14A-602R ³	3	4-15/16	1-13/16	.430	–	1/2	Brass	Copper	250	300	Silver	Brite-Dip
WEL14A-603R ³	3	5-13/16	1 13/16	.430	–	1/2	Brass	Copper	250	300	Silver	Brite-Dip
WEL16A-600R ¹	2	2-3/8	1-5/16	.299	–	1/2	Brass	Copper	250	300	Soft	–
WEL16A-601R	2	2-13/16	1-13/16	.375	–	1/2	Brass	Copper	250	300	Soft	–
WEL17A-600R ³	1	10-7/16	3/4	.763	1/2	3/4	Malleable	Copper	250	250	Silver	Tin
WEL17A-601R ³	1	8-11/16	3/4	.763	1/2	3/4	Malleable	Copper	250	250	Silver	Tin
WEL17A-602R ³	1	10-7/16	3/4	.753	1/2	3/4	Malleable	Steel	250	540	Silver	Tin
WEL17A-604R ³	1	14-13/32	3/4	.763	1/2	3/4	Malleable	Copper	250	250	Silver	Tin
WEL18A-600R ³	1	3-1/2	3/4	.773	1/2	3/4	Malleable	Steel	250	150	Silver	Tin
WEL18A-602R ³	1	3-1/2	3/4	.773	1/2	3/4	Malleable	Brass	250	150	Silver	Tin

1. With phenolic bushing 0.093 in. slot
2. Includes thermal compound
3. For 11/16 in. diameter style 4 bulbs. Style 1 can be used, but is not fastened into well

T-800 Wells

Product Code Number	Description
T-800-1605	Brass well, 6-1/2 inch
T-800-1606	Stainless steel well, 5-1/4 inch
T-800-1618	Brass well, 9-1/2 inch
T-800-1620	Brass well, 9-1/2 inch