

FEATURES

- Non-isolated
- Wide input voltage from 30V to 60V
- Stable output voltage is 24V
- 100% full rated power
- 100% burn-in test
- High efficiency up to 95%
- Cooling by free air convection
- Surface mountable
- 2-year warranty
- IP68 waterproof, Epoxy potting, Anti-vibration, Dustproof
- Over current protection, Over voltage protection
- Over temperature protection
- According to: EN 61000-6-3:2007/A1:2011/AC:2012
EN 55014-1:2006/A2:2011 EN 60950-1:2006/AC:2011

model	input voltage range (Vdc)	output voltage (Vdc)	output current typ (A)	output power max (W)	ripple and noise typ (mVp-p)	efficiency typ (%)
B50-3648-24	30-60	24	50	1200	120	95

Note: All specifications measured at 25°C, nominal input voltage, and full load unless otherwise noted.

INPUT

Parameter	Test conditions or description	Min	Typ	Max	Units
Operating input voltage		30	36/48	60	Vdc

OUTPUT

Parameter	Test conditions or description	Min	Typ	Max	Units
Line regulation	Measured from high line to low line			±0.2	%
Load regulation	Measured from full load to zero load			±0.2	%
Voltage accuracy				±1.5	%
Adjust range		23.95	24	24.05	V
Temperature coefficient			±0.03		%/°C
No load current			≤ 0.01		A

PROTECTIONS

Parameter	Test conditions or description	Min	Typ	Max	Units
Output over voltage protection	%Vo	115		140	%
Output short circuit protection	Continuous				
Current limit	% nominal output current	100	105	110	%
Thermal shutdown case temp			85		°C
Cooling	Free air convection				

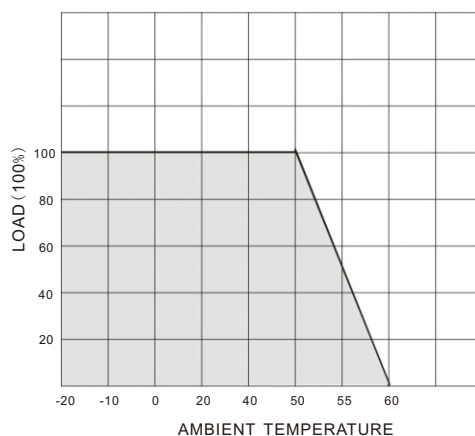
SAFETY AND COMPLIANCE

Parameter	Test conditions or description
Safety approvals	EN 61000-6-3:2007/A1 :2011/AC:2012 EN 55014-1:2006/A2:2011 EN 60950-1:2006/AC:2011
Enclosures	IP68

ENVIRONMENTAL

Parameter	Test conditions or description	Min	Typ	Max	Units
Case operating temperature		-40	25	85	°C
Ambient temperature		-20		60	°C
Storage temperature		-40		105	°C
Humidity	Non-condensing			95	%

DERATING CURVE

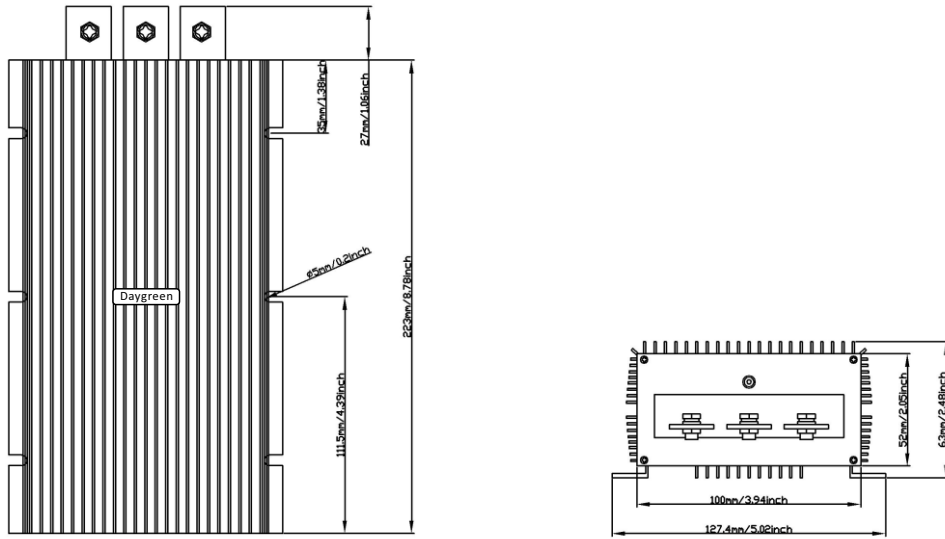


MECHANICAL

Parameter	Test conditions or description
Dimensions (L x W x H)	223 x 127.4 x 63mm 8.78x5.02x2.48inch
Wire length	/
Case material	Aluminum
Net weight	2500g/5.51lb
Package	1pcs/box, 9pcs/carton
Shipping dimensions	48.5*32*32.8cm/19.09*12.6*12.91inch
Shipping weight	23.4kg/51.59lb

MECHANICAL DRAWING


Screw: M6



More Models



Distributed by



Power Conversion Solutions from 1W to 200KW