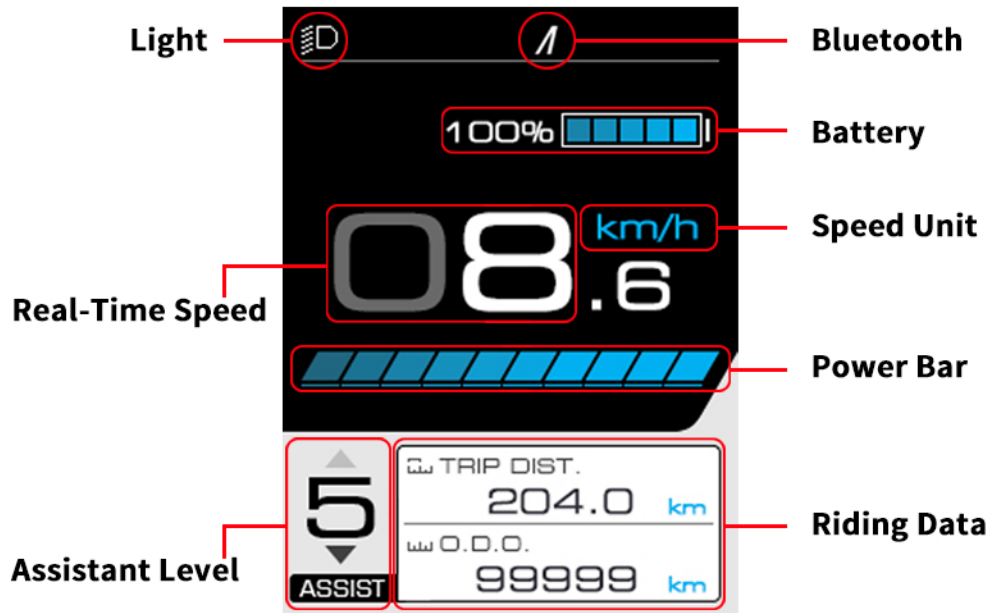



Home Page



Riding data pages

Click 'i' to switch.



Assistant Level

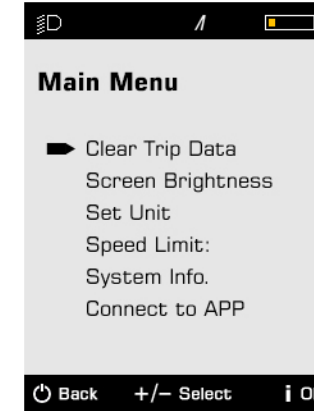
Click '+' / '-' to switch.

Long press '-' is pedestrian mode.



Main Menu

1. Long press 'i' to enter the main menu.
2. Use '+' / '-' to navigate to the 'Set Unit' line and press 'i'.
3. Select 'Clear Trip Data' and other items using the same method.



4. In each page, use '+' / '-' to adjust the parameters.

Connect to Aventon APP

1. Long press 'i' to enter the main menu.
2. Use '+' / '-' to navigate to the 'Connect To APP' line and press 'i'.
3. Scan the QR-Code displayed on the screen with Aventon APP.

