






## Compare Models

|   | Transer  | Toury  | Toury Step-Thru  | Finder  |
|---|--|--|--|---|
|  |    |   |   |                |
|   | <b>Base Price</b>  | <b>\$1,999</b>   | <b>\$1,499</b>   | <b>\$1,499</b>  |
| <b>Summary</b>  | Powerful Cargo Electric Bike   | Powerful Fat Tire Electric Mountain Bike   | Powerful Low Step Fat Tire Electric Mountain Bike  | Classy City Electric Bike   |
| <b>Frame</b>  | 15.7" 6061 Aluminum Alloy Frame  | 17.5" 6061 Aluminum Alloy Frame<br>Black   White   | 16" 6061 Aluminum Alloy Low Step Frame<br>Black   White  | 6061 Aluminum Alloy Frame   |
| <b>Motor Specs</b>  | 750W Rear Hub Motor<br>w/ 65.78Nm of Torque  | 750W Rear Hub Motor<br>w/ 66Nm of Torque   | 750W Rear Hub Motor<br>w/ 65.78Nm of Torque  | 500W Brushless Rear Hub Motor   |
| <b>Battery</b>  | 48V/15Ah<br>Down Tube Mounted<br>Lithium-Ion Battery<br>w/ USB Charging Port   | 48V/14Ah<br>Down Tube Integrated<br>Lithium-Ion LG Battery<br>w/ USB Charging Port   | 48V/14Ah<br>Down Tube Integrated<br>Lithium-Ion LG Battery<br>w/ USB Charging Port   | 48V/13Ah<br>Down Tube Mounted<br>Lithium-Ion Battery<br>w/ USB Charging Port                      |
| <b>Drive Modes</b>  | 7-Speed Shimano Drivetrain<br>5-Level Pedal Assist System (PAS)<br>w/ 12 Magnet Cadence Sensor<br>Right Side Half Twist Throttle | 7-Speed Shimano Drivetrain<br>5-Level Pedal Assist System (PAS)<br>w/ 12 Magnet Cadence Sensor<br>Right Side Half Twist Throttle | 7-Speed Shimano Drivetrain<br>5-Level Pedal Assist System (PAS)<br>w/ 12 Magnet Cadence Sensor<br>Right Side Half Twist Throttle | 7-Speed Shimano Drivetrain<br>5-Level Pedal Assist System (PAS)<br>Right Side Half Twist Throttle |
| <b>Tire Size</b>  | 20" x 3.0" CST<br>Puncture Proof Tires<br>w/ Reflective Patches  | 26" x 4.0" CST<br>Puncture Proof Fat Tires<br>w/ Reflective Patches  | 26" x 4.0" CST<br>Puncture Proof Fat Tires<br>w/ Reflective Patches  | 26" x 1.95" CST Tires<br>w/ Reflective Strips   |
| <b>Brakes</b>   | Front and Rear<br>Tektro Mechanical Disc Brakes<br>w/ 180mm Rotor & Auto Motor Cutoff  | Front and Rear<br>Tektro Mechanical Disc Brakes<br>w/ 180mm Rotor & Auto Motor Cutoff  | Front and Rear<br>Tektro Mechanical Disc Brakes<br>w/ 180mm Rotor & Auto Motor Cutoff  | Front and Rear<br>Tektro Mechanical Disc Brakes<br>w/ 160mm Rotor & Auto Motor Cutoff             |
| <b>Suspension</b>   | None   | Hydraulic Suspension Fork w/ Lockout   | Hydraulic Suspension Fork w/ Lockout   | None  |
| <b>Accessories</b>  | Front & Rear Lights   Bell<br>Kickstand   Fenders   Rack<br>(Optional Front and Rear Baskets & Child Seat)                       | Front & Rear Lights   Bell<br>Kickstand   Fenders   Rack<br>(Optional Front Rack & Basket)                                       | Front & Rear Lights   Bell<br>Kickstand   Fenders   Rack<br>(Optional Front Rack & Basket)                                       | Front & Rear Lights   Bell<br>Kickstand   Fenders<br>(Optional Front Rack & Basket)               |
| <b>Recommended Rider Height</b>   | 4'-1" - 4'-9"  | 5'-7"+   | 5'-2"+   | 5'-3" - 6'-4"   |
| <b>Weight</b>   | 84 Lbs   | 72.7 Lbs   | 72.7 Lbs   | 59.5 Lbs  |
| <b>Max. Load</b>  | 308 Lbs  | 310 Lbs  | 310 Lbs  | 308 Lbs   |