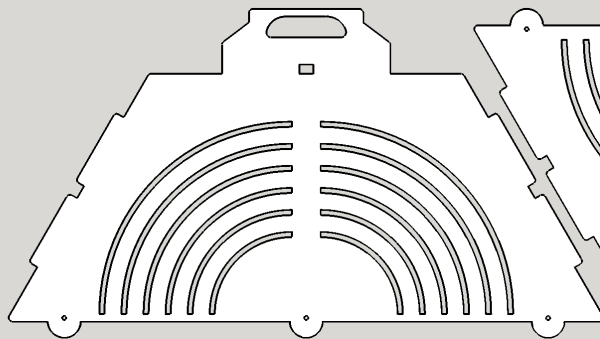

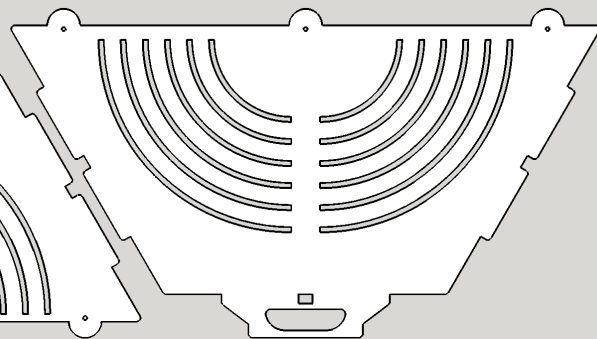


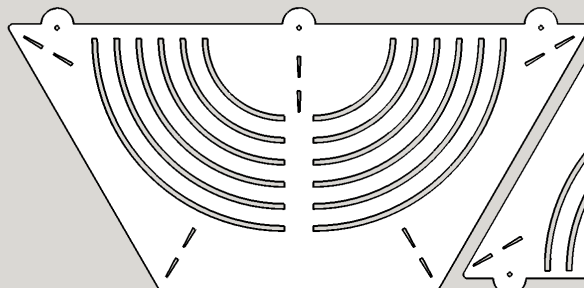
The Pyro Cage XXL is the largest portable residential incinerator available and is the ultimate solution for burning yard debris, card board boxes, and sensitive documents. A superior alternative to smaller burn cage designs, dangerous loose piles, or unsightly old burn barrels, the Pyro Cage is engineered to provide excellent airflow for hotter flames and more thorough burns.



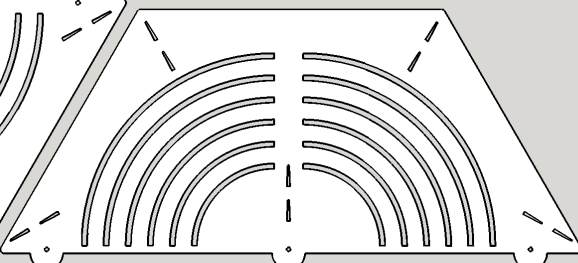
XXL Lid Part A



XXL Lid Part B



XXL Riser Part A

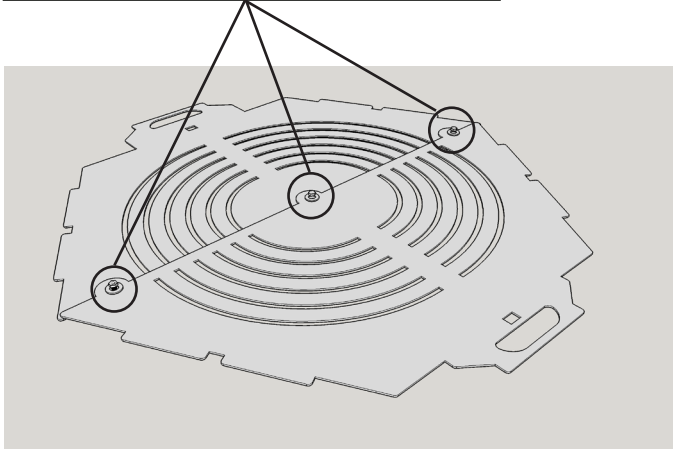
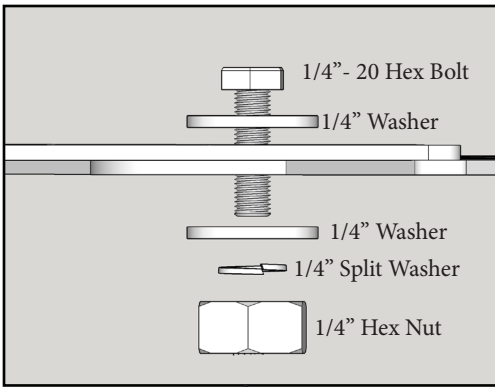


XXL Riser Part B

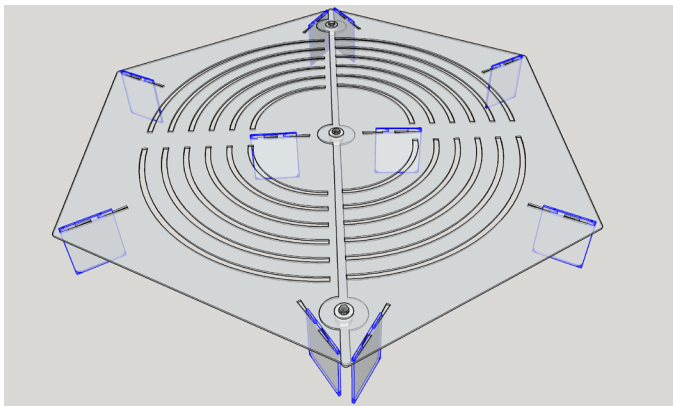
Riser Feet
Qty. 10



Assembly Instructions



To assemble XXL Lid and Riser Base, align the three holes and attach using included hardware using the sequence shown at top.



Attach Riser Feet to XXL Riser Base in the locations highlighted at left. If the fit is a little loose you may strike the tops of the Riser Feet with a hammer to force them to "bite" into the Riser Base. Once the XXL Riser is placed inside the perimeter of the Burn Cage it will be impossible for the feet to move or become loose. Note: There is a correct orientation for the Riser Base to sit properly inside of the Burn Cage. If you find the panels are not lining up correctly during assembly, check to make sure the slotted panels are facing the short sides of the hexagon of the Riser Base.

