

BLAZE

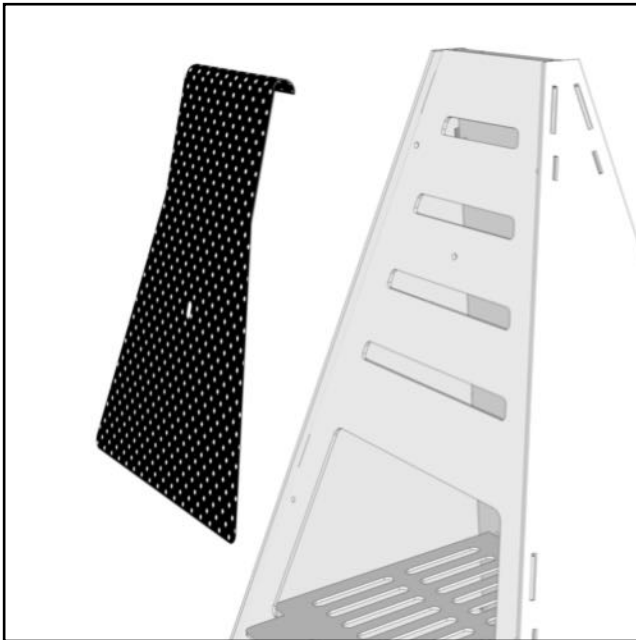
Steel Fire Tower

Stainless Steel Spark Arrestor

The Spark Arrestor is designed to fully enclose the top vents of the Blaze Tower to prevent sparks or embers from escaping the Blaze Tower while cooking or burning firewood while still providing adequate air flow for hot burns.

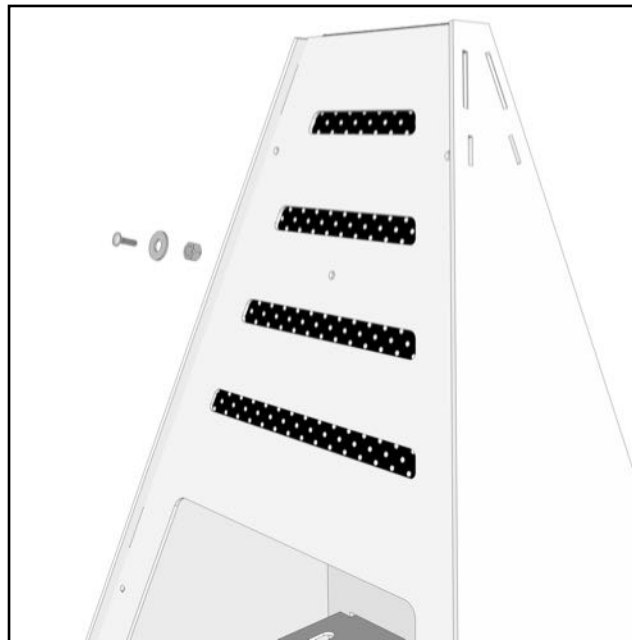
What's included:

- (1) Spark Arrestor Screen
- (1) 1/4" x 1" Stainless Steel Socket Head Cap Screw
- (1) 1/4" Stainless Steel Washer
- (1) 1/4" Zinc Washer
- (1) 1/4" Zinc Nut



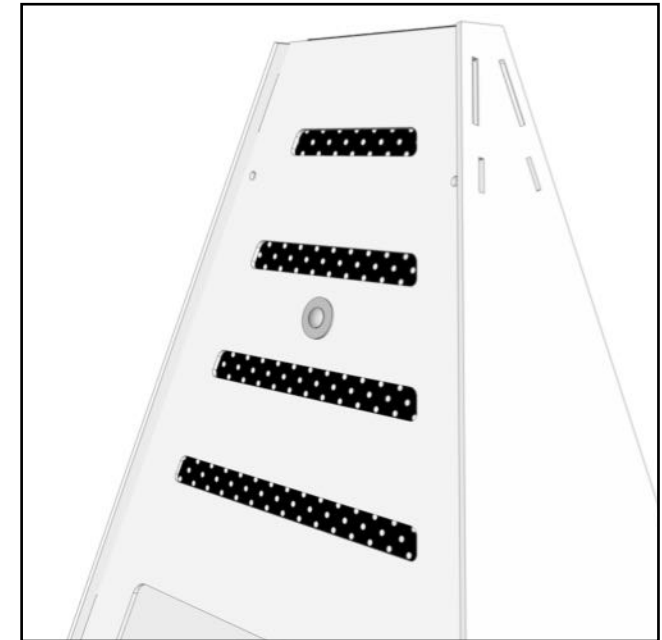
1

Place the Spark Arrestor behind the top vents on the Blaze Tower by inserting through the large opening of the top chamber.



2

Secure Spark Arrestor to Blaze Tower with the included bolt, 2 washers, and 1 nut. The smaller stainless steel washer should be on the outside face of the Blaze Tower while the larger 1/4" zinc washer is on the back side of the Spark Arrestor secured by the 1/4" zinc nut



3

It may be necessary to form the top portion of the Spark Arrestor by bending it to fully enclose the top opening of the Blaze Tower.