


Getting Started Quick Review

SKY-WATCHER STAR ADVENTURER





Make sure your mount and tripod are level. Your setup will be level when the bubble is in the middle circle.

Use an app to find out your latitude and set your tracker's base to the same latitude.



After finding Polaris get your rough alignment and align your tracker with the north pole to get the most accurate tracking.

Mount and balance your camera. Make sure that your counterweight gets put on first before your camera.



Set up your shot and check your balance one more time. Turn your dial to the setting that matches what you're imaging. Have fun!