

50Ω 4 Channel 0-127 dB, 0.25 dB step, 9K to 8G Hz

Case PN: 6RW6H41C5A4

**Features:**

- \* 4 Channels
- \* Frequency Range: 9K to 8 GHz;
- \* Wide Attenuation Range: 127 dB
- \* Fine Attenuation Resolution: 0.25 dB
- \* High Power Handling @8 GHz in 50Ω (28 dBm CW)
- \* High Linearity: IIP3 of 62 dBm
- \* Short Attenuation Transition Time (<500 ns)
- \* Ultra Compact Size, 3.375"x4.313"x0.48"
- \* USB Control (Type C connector)
- \* Stainless Steel SMA Female Connector
- \* High Quality Rogers RO4350 RF PCB  
(very low loss and high thermal performance)
- \* Electronless Nickel Plating and Permanent Laser Marking
- \* ROHS Compliant

**General Description:**


A4Q8K8G128 is a general purpose, four channel programmable attenuator suitable for wide range of signal level control applications from 9K to 8 GHz. The Attenuator provides 0 to 127 dB attenuation in 0.25 dB steps.

The Attenuator is housed in an ultra-compact and rugged enclosure with SMA Female connectors. The attenuator can be controlled via USB. Full software supported with our user-friendly GUI application for Windows.

It uses USB Type C connector for connection. Control Software can be downloaded on our web site.

**Applications:**

- \* Test Instrumentation
- \* General Purpose Wireless
- \* Radar & VSAT
- \* SDR & Ham Radio

**OPERATIONAL MANUAL**

[https://cdn.shopify.com/s/files/1/1592/7469/files/LOTUS\\_DSA\\_User\\_Manual\\_RevB.pdf](https://cdn.shopify.com/s/files/1/1592/7469/files/LOTUS_DSA_User_Manual_RevB.pdf)



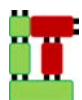
[Digital Step Attenuator User Manual](#)

**WINDOWS/LINUX GUI CONTROL SW**

[https://cdn.shopify.com/s/files/1/1592/7469/files/LOTUS\\_DSA.exe](https://cdn.shopify.com/s/files/1/1592/7469/files/LOTUS_DSA.exe)



[Self-Executable GUI SW Download](#)



**Lotus Communication Systems, Inc.**

[www.lotussys.com](http://www.lotussys.com) 588 Boston Post Rd., Weston, MA 02493 (888) 236-8588 sales@lotussys.com

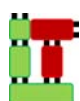
Rev. A A4Q9K8G128

## Electrical Specifications at +25° C:

Item	Parameter	Conditions	Min	Typ.	Max	Units
1	Operating Frequency		9K		8G	Hz
2	Attenuation Range (Each Channel)	0.25 dB Step		0-127		dB
3	Insertion Loss	9 kHz - 2 GHz		2.6	3.2	dB
		2 GHz - 4 GHz		3.4	4.0	
		4 GHz - 8 GHz		4.8	5.6	
4	Attenuation Error	9 kHz - 4 GHz			+ (0.15+4.5% Setting)	dB
		4 GHz - 8 GHz			-(0.1+2% of Setting)	
5	Input Return Loss	9 kHz - 4 GHz		20		dB
		4 GHz - 8 GHz		15		
6	Output Return Loss	9 kHz - 4 GHz		17		dB
		4 GHz - 8 GHz		13		
7	Input P1dB		32	34		dBm
8	IIP3	Two tones at +18dBm, $\Delta f = 20$ MHz		61		dBm

## Absolute Maximum Ratings

Item	Parameter	Rating	UNITS
1	Max RF input Power		
	9 kHz < 50 MHz	+12	dBm
	50MHz < 8 GHz	+32	dBm
2	Operating Temperature	-40 to +85	°C
3	Max Storage Temperature	-65 to +150	°C



Outline Drawing (inch)

