


ASSEMBLY GUIDE

2002 - HARLEQUIN KIDS CHAIR



IMPORTANT, RETAIN FOR FUTURE REFERENCE: READ CAREFULLY

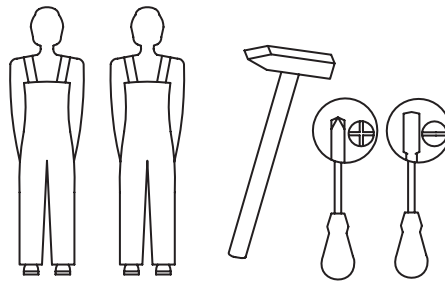
ASSEMBLY GUIDE

MONTAGE





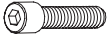


SAMLEVEJLEDNING

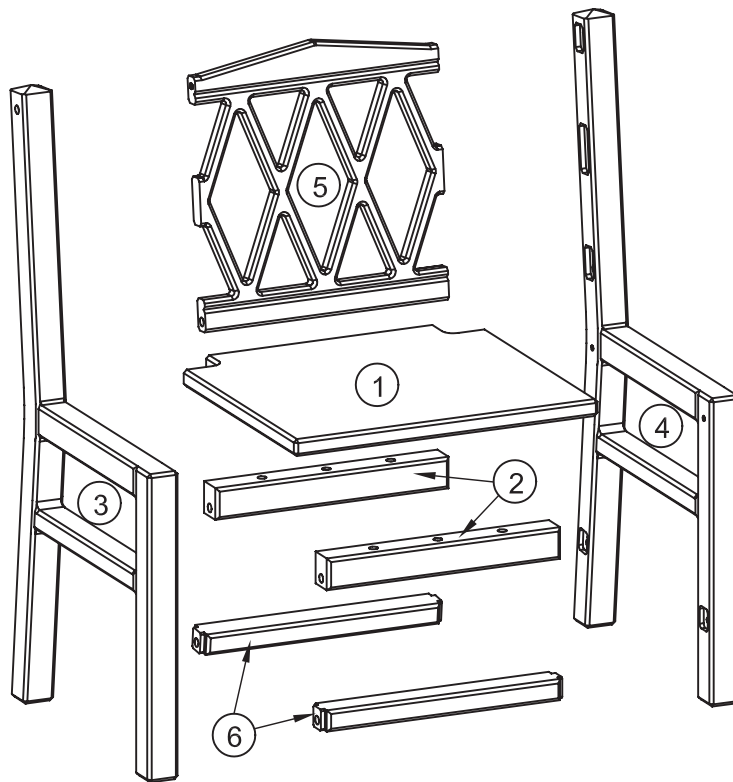
MONTERING

TOOLS NEEDED FOR ASSEMBLY



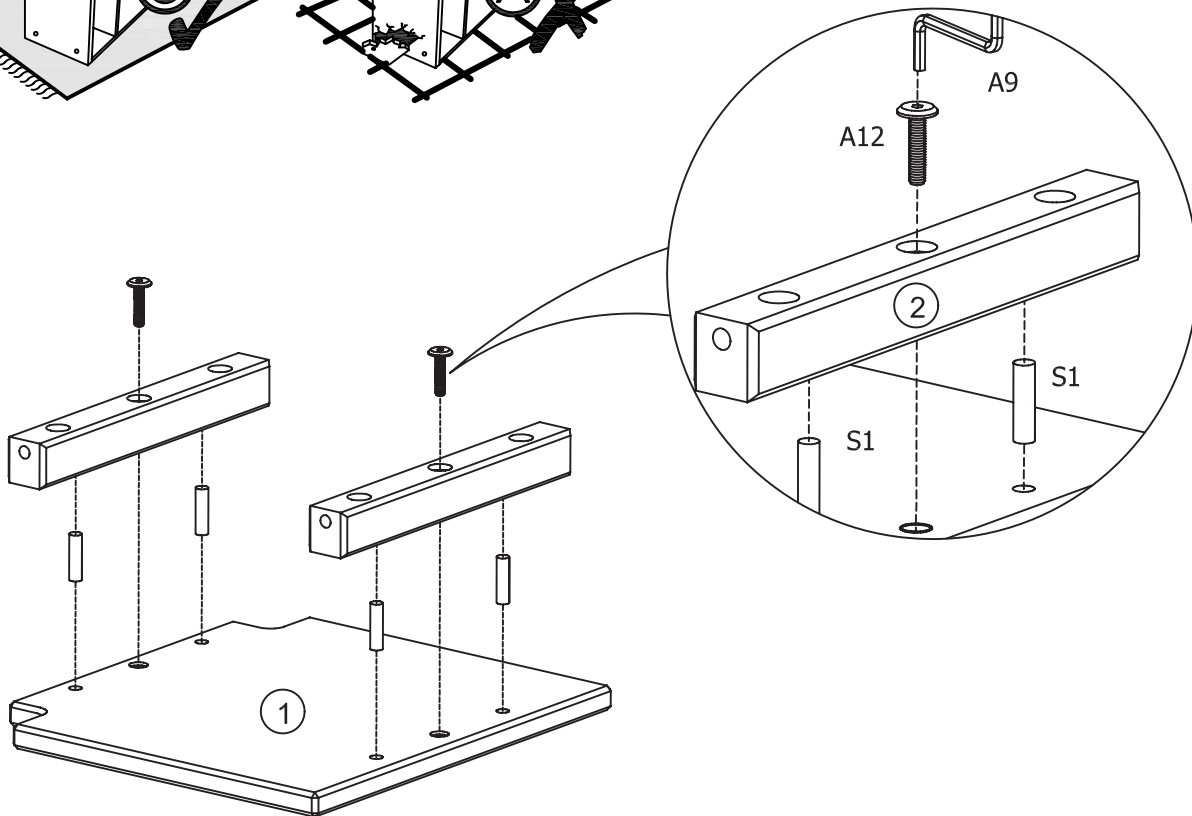

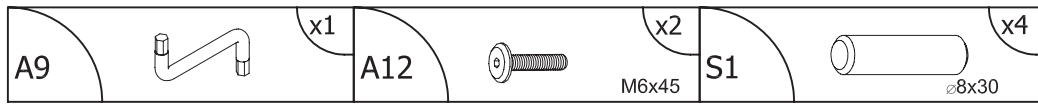
PARTS LIST

A1	 x8	A9	 x1	A12	 x2 M6x45
A21	 x1	A35	 x2 M4x20	S1	 x6 ø8x30
				S2	 x8 H=12mm



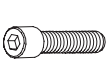




Item number	Number of pcs	Dimensions
1	1	302 x 275 x 16
2	2	232 x 30 x 30
3	1	578 x 300 x 30
4	1	578 x 300 x 30
5	1	253 x 242 x 16
6	2	240 x 20 x 30

1.



2.

A1		x8	A21		x1	A35		x2 M4x20
S2		x8 H=12mm	S1		x2 ø8x30			

