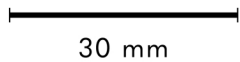


## Printable Ring Size Guide

This easy guide will assist you in determining your ring size. All you require for this is a printer and your ring. Just a suggestion: use a ring with a similar style and band width to the ring on your wish list.

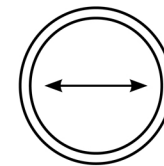
### Step 1

Print this document, making sure to set the page scaling to 100% for a full A4 page. Check the line below once printed; it should be exactly 30mm. This is your precision guide.



### Step 2


Measure the internal diameter (shown below) of a ring that has the fit you desire for your new edition. Then, at the bottom of this page, match it with the appropriate ring size.



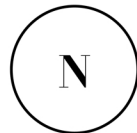
Internal Diameter

### Step 3

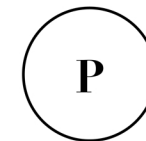
Alternatively, place your ring's band on the chart below and match the inside edge to the nearest size circle. Your ring size is the circled letter that best fits your ring. Are you in the middle of a size? For maximum comfort, we recommend going with the larger size.



UK L / US 6 / EU 52  
Diameter: 16.5 mm  
Circumference: 52 mm



UK N / US 7 / EU 54  
Diameter: 17.4 mm  
Circumference: 54.6 mm



UK P / US 8 / EU 56  
Diameter: 18.2 mm  
Circumference: 57 mm