

## FIND YOUR RING SIZE

### MEASURE CURRENT RING

1. Select a ring that properly fits the intended finger.
2. Place the ring over the nearest matching circles below. Match the inside edge of the ring to the circle nearest in size.
3. If the ring size falls between two circles, order the larger size.
4. Double check sizing for accuracy.

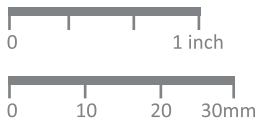
### STILL UNSURE?

While this method is a good guide, you can avoid resizing issues by visiting your local Michael Hill store for a personalised size assessment.

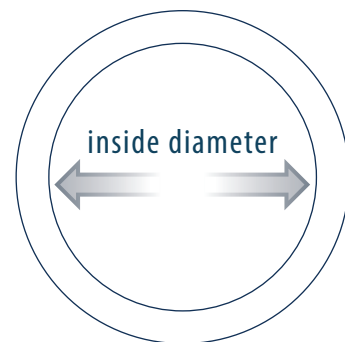
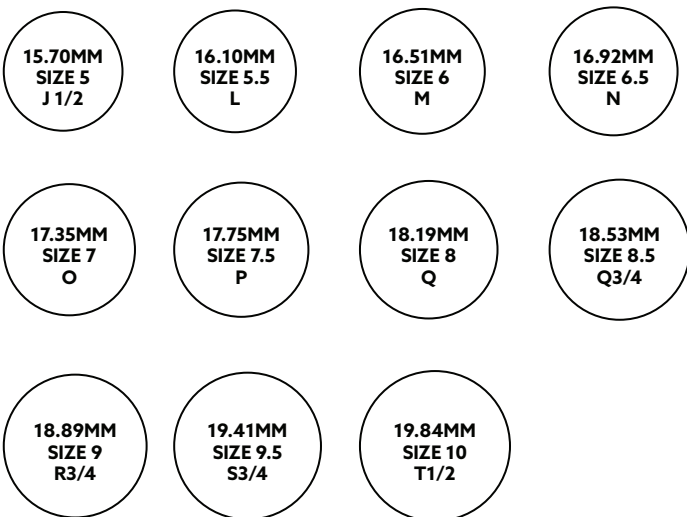
### IS IT A SURPRISE?

Ask your significant other's friends or family if they know her finger size. Borrow one of her rings (from the correct finger) and use the ring measurements below to determine the correct ring size.

### CONFIRM PRINTED SCALE



1. Prior to printing, ensure that page scaling is set to "None" in the print dialog box.
2. Measure the scale bar on the left to ensure it is exactly 1 inch or 30mm long. If the measurement is not accurate, check that you are printing the page at full size and reprint before continuing.



MEASUREMENTS MATCH THE  
INSIDE EDGE OF THE RING

# INTERNATIONAL RING SIZE CHART

Circumference (mm)	Diameter (mm)	UK, Europe, & Australia	United States & Canada
49.3	15.7	J½	5
50.0	15.9	K	
50.6	16.1	K½	5½
51.2	16.3	L	
51.9	16.5	L½	6
52.5	16.7	M	
53.1	16.9	M½	6½
53.8	17.1	N	
54.4	17.3	N½	7
55.1	17.5	O	
55.7	17.7	O½	7½
56.3	17.9	P	
57.0	18.1	P½	8
57.2	18.2		
57.6	18.3	Q	
58.3	18.5	Q½	8½
58.9	18.8	R	
59.5	19.0	R½	9
60.2	19.2	S	
60.8	19.4	S½	9½
61.4	19.6	T	
62.1	19.8	T½	10

## TIPS FOR MEASURING RING SIZE

### MEASURING YOUR FINGER

**Your ring should fit your finger comfortably;** snug enough so that it will not fall off, but loose enough to slide over your knuckle.

**Finger size changes** depending on the time of day and the weather. For best results measure your finger size:

1. At the end of the day and when your fingers are warm (Fingers are smaller in the early morning and when cold.)
2. Measure finger size 3 to 4 times to eliminate an erroneous reading.

**Avoid using string or paper** to measure ring size as these materials can stretch or twist, yielding an inaccurate measurement.