



THE SCHAFER
REPLICATM
by SoloDallas.com
OPERATING MANUAL

TABLE OF CONTENTS

Introduction by SoloDallas	4
Limited Warranty	5
Historical information, the Story of the Schaffer Replica	6
Gold Tag Edition, front	8
Gold Tag Edition, rear	9
Pedal version	10
Historical part: Excerpts from the original SVDS manual	12





An Introduction by SoloDallas

Dear Schaffer Replica™ User,

Congratulations for owning a piece of rock history, whether it be a GT Edition or a Pedal.

You must be aware that the inner circuits of your Schaffer Replica™ are an exact replica of the audio circuitry of the original Schaffer-Vega Diversity System sporting, in short, a powerful clean (volume) boost and a compressor.

The project that led us to the unit you now own took us two full years (and then some) to develop, from research to product delivery. It was (and still is, as we write this) an amazing journey for us at solodallas.com. While it was probably no secret that one of the original Schaffer-Vega Diversity System users - Angus Young - had used it extensively not only for its wireless, primary job, but also for its audio properties, we think it was still unproven how this had been accomplished and the full extent of its sonic possibilities. We think solodallas.com has come a long way demonstrating how this was in fact done and eventually, making the Replicas available.

These Replicas are mainly an act of Love and Respect (besides their sonic character). Love for our heroes - Angus Young the first among them - and Respect for the Schaffer-Vega's original inventor and marketer, Ken Schaffer. Mr. Schaffer has been an invaluable inspiration and a strong motivator all along. It is almost incredible for us to think that after all the years gone by from the original conception of the SVDS - more than thirty years ago - the original inventor is still around, glad to be able to help and lend his name to a derivative of his original product. We don't know how this was ever common in the history of guitar effects market. We do hope you will truly enjoy your Schaffer Replica for ever. Its signature sound has already been impressed million of times. Now it's your turn.

The Schaffer Replica Limited Warranty

The Schaffer Replica is manufactured by SoloDallas s.r.l., Rome, Italy. The Schaffer Replica is warranted against defects in materials and workmanship for a period of one (1) year from the date of purchase. During the warranty period SoloDallas s.r.l. will repair or replace, at its option, components which prove to be defective provided the system is returned by prepaid delivery to our technician after further contacting us and arranging a delivery.

Defects caused by modifications (including opening the case of either the Gold Tag Version or the Pedal version, misuse or accidents) are not covered by this warranty, and we reserve the right to repair such equipment and charge as necessary.

No other warranties are expressed or implied. SoloDallas s.r.l. is not liable for any form of consequential damages or other claims.

LIMITED WARRANTY

THE STORY OF THE SCHAFFER REPLICA

The original Schaffer-Vega Diversity System (SVDS) was conceived by Ken Schaffer around 1975, and it was the first reliably working and beautifully sounding wireless system for musicians or in general, stage performers. Previous, different sounding wireless microphone systems pre-dated the SVDS, and were manufactured by the Vega Corporation in California. However, their best system didn't work too reliably (fade-outs, police and taxi dispatch calls!) and its sound was nothing to cherish especially at high decibel rock n' roll sound levels.

So Ken Schaffer added his own inventions and genius and the Schaffer-Vega was born.

The first prototypes saw light in 1976 and in 1977, full production was running. Many incredibly famous performers bought one (or two! Pink Floyd 20!) – at the time extremely expensive – including:

AC/DC, Aerosmith, America, Bay City Rollers, Beach Boys, Billy Joel, Black Sabbath, Bob Seger, Bob Weir, Bob Welch, Bootsy Collins, Boston, Chic, Clarence Clemons, Derringer, Earth Wind & Fire, Electric Light Orchestra, Elvin Bishop, Fleetwood Mac, Foghat, Foreigner, Frank Zappa, Heart, Heatwave, Janis Ian, Johnny Guitar Watson, Kansas, Kiss, L.T.D., Mahogany Rush (Frank Marino), Mandre, Nektar, Pat Travers, Peter Frampton, Peter Gabriel, Pink

Floyd, Randy Bachman, Rolling Stones, Rufus, Stephen Stills, Steve Miller, Steven Van Zandt, Styx, A Taste of Honey, Thin Lizzy, Tom Petty, Todd Rundgren, Van Halen (Eddie), Yes, ZZ Top, The 5th Dimension, The Grateful Dead.

Naturally there are way more than these names, as a total of about 1000 units were manufactured and sold.

So, if one of your heroes is in this list, we recommend checking the period of time going between 1977 and 1981: likely, he/they were playing with an SVDS as well. The SVDS was actually used well beyond 1981 (year of cessation of production), as it was a very well built unit. Suffice to say that the author has still three perfectly working units. Two of these units were in fact cloned – their audio circuitry only was – to recreate as faithfully as possible the original sound of the Schaffer-Vega Diversity System.

It may sort of sound strange to you – dear reader – that a wireless unit such as this one may be worthy of replication, and just an audio circuitry replication, too!

Well, be aware of this, right here and now: the Schaffer-Vega Diversity System was successfully used by many artists of the magic era of the

1970s, and some of these artists even used the SVDS in the studio. It is really the case here with AC/DC lead guitar player Angus Young, who began using it from 1977 to at least 1984 (documented).

Angus Young also used the Schaffer-Vega in the studio, recording with it all the solos and overdubbing some rhythm parts of the following AC/DC albums: Powerage, Highway To Hell, Back in Black, For Those About To Rock and Flick Of The Switch.

Keep in mind that as of the time of this writing, the Album "Back in Black" is either number three or two of the most selling albums of all times. I think this can be an interesting conversation subject! Much of the lead tone of Angus Young from that very era is due to the Schaffer-Vega Diversity.

In fact, the SVDS sported a clean boost, a compressor and an expander (companding) in its audio circuitry, allowing to further overdrive the amplifiers and adding a unique signature to the sound. As with all guitar effects or sound effects in general in the known universe, some will like it and some won't. We won't be pulling our hair off either way. We have tested the original Schaffer-Vega and its Replica extensively for two years and published many videos with it. We love what we have and have done, and truly hope you – all of you – will, too.

The SoloDallas.com founder Filippo „SoloDallas“ Olivieri, discovered all those secrets from the past and decided to bring this great sound to today's guitar players again.

The result of this is The Schaffer Replica™.

The Schaffer Replica™ comes in two versions:

- Gold Tag Version, housing built after the SVDS's original 63 Ex Receiver, exact rebuild of the SVDS's audio circuit.
- Pedal version, a miniaturized, exact rebuild of the SVDS's audio circuit.

The Schaffer Replica™ does only recreate the distinctive sound of the Schaffer-Vega Diversity System (SVDS), but NOT its wireless functionality!

There is a reason for that: unlike back in the mid 1970s, there are now a lot of superior wireless units for Guitars which all can be paired with The Schaffer Replica™. And many guitarists already own a trusty wireless unit. Just plug your wireless systems output into The Schaffer Replica(TM)'s Guitar input and you are done.

Gold Tag Edition, front

1. Power indicator LEDs

The Original SVDS used these LEDs to indicate the Radio Transmitter Status on these LEDs, The Schaffer Replica Gold Tag Edition uses them as Power Indicators.

2. VU Meter

Indicates the incoming Audio Signal at The Schaffer Replica™.

3. Input Sensitivity Adjust

This is the derivate of the original SVDS X-10 Transmitters „Sensitivity“ knob. Adjusts the input level and compression.

4. Output Boost Adjust

This is the derivate of the original SVDS 63 Ex Receivers „Monitor“ knob. Adjusts the output/boost level.



5. ON/OFF switch

Turns the incoming Audio signal into The Schaffer Replica™ On and Off. Does NOT turn the whole unit on or off. Useful for playing breaks.

6. BOOST Indicator LED

Indicates whether The Schaffer Replica™'s Audio circuit is engaged (LED ON) or the built-in REAL PASSTHROUGH is activated (LED OFF)

7. Guitar Input Jack

Standard Guitar cable Jack.

Gold Tag Edition, rear

1. Power Jack

Connects the Power Supply to the The Schaffer Replica™ Gold Tag Edition.

The Schaffer Replica™ Gold Tag Edition comes with a multinational universal power supply, operating from 110V to 240V.

2. Power Switch


Turns The Schaffer Replica™ on and off.

3. Output Jack

Standard 1/4" cable connector for connecting The Schaffer Replica™ with the Guitar Amplifier.

4. Foot switch connector

Standard 1/4" cable connector for connecting The Schaffer Replica™'s foot switch



The Schaffer Replica™ Gold Tag Edition comes with a Footswitch for providing the ability to activate/deactivate the internal audio circuit during playing.

The Schaffer Replica™ includes a TRUE BYPASS via a switching relay, which disconnects the guitar audio signal from the audio circuit and delivers the guitar audio signal directly to the audio output of the The Schaffer Replica™.

Pedal Version

1. Guitar Signal INPUT
1/4" Standard connector for Guitar Signal input into The Schaffer Replica™ Pedal.
2. Audio Signal OUTPUT
1/4" Standard connector for connecting The Schaffer Replica™ to the amplifier or to another pedal on your pedalboard.
3. Power Indicator
Indicates that the The Schaffer Replica™ Pedal version is powered on.
4. Boost indicator
Indicates that The Schaffer Replica™ Pedal's Audio circuit is engaged (LED ON) or the REAL PASSTHROUGH is activated (LED OFF)



5. Foot Switch
Turns the internal audio circuit of The Schaffer Replica™ ON (BOOST LED ON) and OFF (BOOST LED OFF). At Status „OFF“, The Schaffer Replica™ is in TRUE BYPASS mode.

6. Power connector
Connects The Schaffer Replica™ pedal's power supply.

The Schaffer Replica™ pedal version comes with a multinational universal power supply, operating from 110V to 240V.

Power requirements:
12V center positive, min. 300mA rated.
Only use included power supply




EXCERPTS FROM
THE ORIGINAL
SCHAFFER-VEGA
DIVERSITY SYSTEM
MANUAL




**WE BEAT
TIME & SPACE**

THE KEN SCHAFFER GROUP, INC.



LED INDICATORS

The top pair of LEDs indicate whether a usable RF (radio frequency) signal is being received by each receiver. The bottom pair indicate which receiver is currently selected to feed audio through the output connectors. The top pair will illuminate when the transmitter is turned on, and both will stay on at all times in normal operation. Either of the bottom two LEDs will be lit to indicate whether receiver A (left) or receiver B (right) is currently selected. The bottom two LEDs will alternate periodically as the transmitter is moved around.



DIVERSITY SWITCH

Normally left in "Diversity" position (at all times except check-out) in which case receiver will automatically select most usable RF input. To check each receiver, switch can be moved to either A or B position; bottom pair of LEDs should correspond (regardless of transmitter level). With a signal being fed to transmitter, audio from both A and B receivers should be identical in amplitude, phase and general sound, in which case automatic Diversity switching will be undetectable. Always return mode switch to Diversity position before performance unless there is a discrepancy between audio quality of both sides. If operated in either Manual A or Manual B mode to bypass a defective Diversity section, system will normally be reliable to approximately 50 feet, but dropouts could occur closer as they would with any single ended radio system. If Diversity must at any time be bypassed, pay special attention to antenna placement.

