




Tanlite Lighting
 sales@tanlite.com
 (510) 556 0948



AM

DM

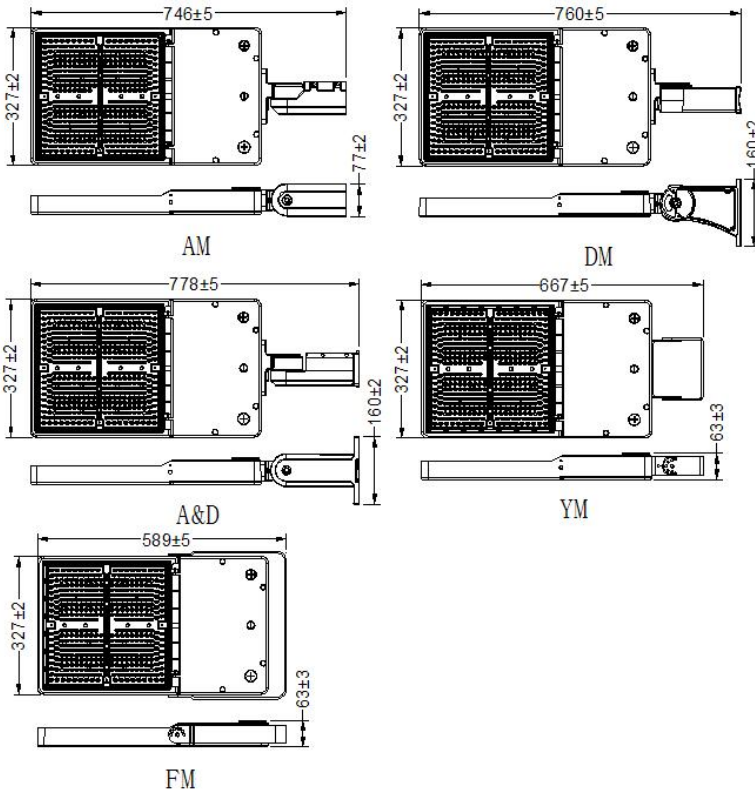


YM

A&D

FM

DIMENSIONS



ADVANTAGE

- UL cUL DLC-V5.1(Premium) certificate.
- Bridgelux Chip, high CRI.
- Input voltage 120-277VAC.
- Output constant current lever can be adjusted through output cable with 0 ~ 10V
- No UV or IR in the beam.
- Easy to install and operate.
- Energy saving, long lifespan.
- Light is soft and uniform, safe to eyes.
- Instant start, NO humming.
- Green and eco-friendly without mercury.

APPLICATION

- Outdoor basketball court, tennis court.
- Badminton court, the football field.
- The school playground, stadium.
- Community leisure entertainment plaza road lamp etc.,

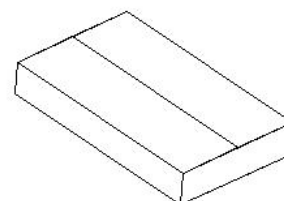
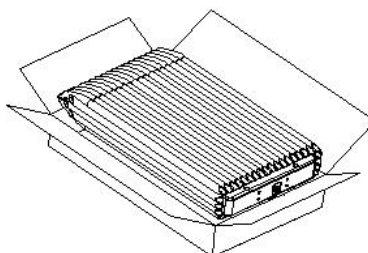
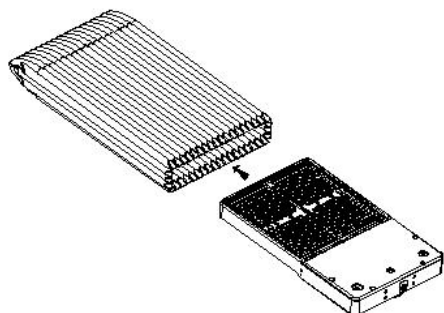
SPECIFICATIONS

OPTICAL	Input Power (Tolerance : $\pm 10\%$)	300W					
	Color Temperature	3000K	3500K	4000K	4500K	5000K	5700K
	Lumen (Tolerance : -10%)	44300 LM	44537 LM	44774 LM	44971 LM	45168 LM	45721 LM
	Efficacy (Tolerance : -3%)	147 LM/W	148 LM/W	148 LM/W	149 LM/W	150 LM/W	152 LM/W
	CRI	>70					
	Color Consistency	<6 Steps (or <6 SDCM)					
	BUG	B5-U0-G3					
	Distribution Pattern	7H6V					
	Beam Angle (50%) (Tolerance : $\pm 15\%$)	130*100 Degree					
ELECTRICAL	Input Voltage and Frequency	120-277VAC, 50/60Hz					
	PF (Tolerance : -3%)	≥ 0.9					
	THD (Tolerance : $+5\%$)	$\leq 20\%$					
	Flicker Percent	<64%					
	Driver Brand	Daermy					
	Driver Model	MP-150T130A*2					
	Driver Surge protection	L/N-PE: 3kV, L-N: 6kV					
	Dimming	0-10V dimming standard					
	Optional Accessory	Photocontrol, Surge-protective Device, Motion Sensor					
MATERIALS	LED Brand	Bridgelux					
	LED Type	SMD3030					
	LED QTY	416 PCS					
	Housing	Die-cast aluminum					
	Housing Color	Any Colors					
	EPA	2.51 ft ²					
	Waterproof Rating	WET (IP65)					
OTHERS	Operating Temperature	-30°C TO 50°C					
	Storage Temperature	-40°C TO 85°C					
	Operating Humidity	20% - 90% RH					
	Storage Humidity	20% - 90% RH					
	Warranty	5 years warranty with 24/7 operating hours Luminaire lifetime at 25°C.					

PACKAGE

Bracket Type	Carton Size	Qty / Carton	Net Weight / Carton	Gross Weight / Carton
AM	800*380*130 mm	1 PC	7.4 Kg	8.4 Kg
DM	810*380*200 mm	1 PC	7.8 Kg	8.8 Kg
YM	730*380*120 mm	1 PC	6.6 Kg	7.6 Kg
A&D	830*380*200 mm	1 PC	8.2 Kg	9.2 Kg
FM	640*400*120 mm	1 PC	7.0 Kg	8.0 Kg

Tolerance of Carton Size: ± 15 MM, Tolerance of Weight: $\pm 10\%$.



LIGHT DISTRIBUTION TESTING PARAMETERS

Luminaire Property

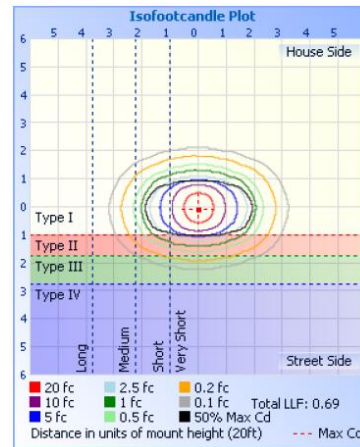
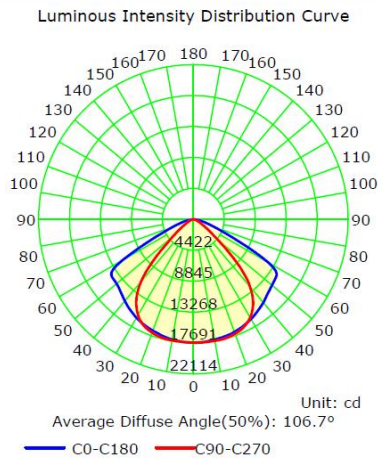
Luminaire Manufacturer:
 Luminaire Category:
 Lamp Catalog:
 Number of Lamps:
 Luminous Length (mm):
 Luminous Height (mm):
 Current: 2.521 A
 Power Factor: 0.993

Luminaire Description:
 Lamp Description:
 Lumens per Lamp:
 Luminous Width (mm):
 Voltage: 120.0 V
 Power: 300.53 W

Photometric Results

IES Classification: Type II
 Total Rated Lamp Lumens: 44300.6 lm
 Efficiency: 100%
 Upward Ratio: 0%
 C0r0 Intensity: 17642.53 cd
 Pos of Max. Intensity: H315 V5

Longitudinal Classification: Very Short
 Measurement Flux: 44300.6 lm
 Downward Ratio: 100%
 Luminaire Efficacy Rating (LER): 147.46
 Max. Intensity: 17691.7 cd



NOTICE FOR USER

- Please turn off power before install or change assembly parts.
- The input voltage and lamps should be matched, after connecting the power line, Please make sure the wiring section is insulated.
- No-professionals, must not install and disassemble the lamps.

TROUBLE SHOOTINGS

Troubles	Check points
Flickering of the light	Turn off the power and turn on again in 3 minutes. If same phenomena occur, then call agencies.
Out of working	Please check the connection.