

# VALVE BOXES

## VALVE BOXES

### Series 610 6" Round Valve Box



Description	Item Code	Quantity Per Carton	Weight Kgs
6" Round Valve Box - Complete (GR Body + GR Cover)	WS - VB 610 - G	100	
6" Round Valve Box - Complete (Black Body + Black Cover)	WS - VB 610 - B	100	
6" Round Valve Box Cover - Green	WS - VB 610 - Cover	50	
6" Round Valve Box Body - Green	WS - VB 610 - Body-G	100	
6" Round Valve Box Body - Black	WS - VB 610 - Body-B	100	

NOTE : Special Colour and Cover Marking Available on Request.

### Series 1419 12" Standard Rectangular Valve Box



Description	Item Code	Quantity Per Carton	Weight Kgs
12" Standard Rectangular Valve Box - Complete (GR Body + GR Cover)	WS - VB 1419 - G	90	PALLET
12" Standard Rectangular Valve Box - Complete (Black Body + Black Cover)	WS - VB 1419 - B	90	PALLET
12" Standard Rectangular box Cover Green	WS - VB 1419 - Cover	20 (L)	
12" Standard Rectangular Valve box Body Green	WS - VB 1419 - Body - G	90	PALLET
12" Standard Rectangular Valve box Body Black	WS - VB 1419 - Body - B	90	PALLET
S.S. Bolt and Nut M 8 x 80 mm (Optional)	WS - VB 1419 - SSB	90	

NOTE : Special Colour and Cover Marking Available on Request.

### Series 910 10" Round Valve Box



Description	Item Code	Quantity Per Carton	Weight Kgs
10" Round Valve Box - Complete (GR Body + GR Cover)	WS - VB 910 - G	36	
10" Round Valve Box - Complete (Black Body + Black Cover)	WS - VB 910 - B	36	
10" Round Valve Box Cover - Green	WS - VB 910 - Cover	40	
10" Round Valve Box Body - Green	WS - VB 910 - Body-G	36	
10" Round Valve Box Body - Black	WS - VB 910 - Body-B	36	
S. S. Bolt and Nut M8x80mm (Optional)	WS - VB 910 - SSB	36	

NOTE : Special Colour and Cover Marking Available on Request.

### Series 1419 6" Standard Extension and Low Profile Valve Box



Description	Item Code	Quantity Per Carton	Weight Kgs
6" Standard Extension Valve Box - Complete (GR Body + GR Cover)	WS - VBEX 1419 - G	90	
6" Standard Extension Valve Box - Complete (Black Body + Black Cover)	WS - VBEX 1419 - B	90	
6" Standard Extension box Cover Green	WS - VBEX 1419 - Cover	20	
6" Standard Extension Valve box Body Green	WS - VBEX 1419 - Body-G	90	
6" Standard Extension Valve box Body Black	WS - VBEX 1419 - Body-B	90	
S. S. Bolt and Nut M8x80mm (Optional)	WS - VBEX 1419 - SSB	90	

NOTE : Special Colour and Cover Marking Available on Request.

### Series 1111 11" Round Valve Box



Description	Item Code	Quantity Per Carton	Weight Kgs
11" Round Valve Box - Complete (GR Body + GR Cover)	WS - VB 1111 - G	120	
11" Round Valve Box - Complete (Black Body + Black Cover)	WS - VB 1111 - B	120	
11" Round Valve Box Cover - Green	WS - VB 1111 - Cover	120	
11" Round Valve Box Body - Green	WS - VB 1111 - Body-G	120	
11" Round Valve Box Body - Black	WS - VB 1111 - Body-B	120	
S. S. Bolt and Nut M 8 x 80 mm (Optional)	WS - VB 1111 - SSB	120	

NOTE : Special Colour and Cover Marking Available on Request.

### Series 1320 12" Jumbo Rectangular Valve Box



Description	Item Code	Quantity Per Carton	Weight Kgs
12" Jumbo Rectangular Valve Box - Complete (GR Body + GR Cover)	WS - VB 1320 - G	60	PALLET
12" Jumbo Rectangular Valve Box - Complete (Black Body + Black Cover)	WS - VB 1320 - B	60	PALLET
12" Jumbo Rectangular box Cover Green	WS - VB 1320 - Cover	10 (L)	
12" Jumbo Rectangular Valve box Body Green	WS - VB 1320 - Body-G	60	PALLET
12" Jumbo Rectangular Valve box Body Black	WS - VB 1320 - Body-B	60	PALLET
S. S. Bolt and Nut M 8 x 80 mm (Optional)	WS - VB 1320 - SSB		

NOTE : Special Colour and Cover Marking Available on Request.

## VALVE BOXES

### Series 1320 6" Jumbo - Extension Valve Box



Description	Item Code	Quantity Per Carton	Weight Kgs
6" Jumbo Extension Valve Box - Complete (GR Body + GR Cover)	WS - VBEX 1320 - G		
6" Jumbo Extension Valve Box - Complete (Black Body + Black Cover)	WS - VBEX 1320 - B		
6" Jumbo Extension box Cover Green	WS - VBEX 1320 - Cover		
6" Jumbo Extension Valve box Body Green	WS - VBEX 1320 - Body - G		
6" Jumbo Extension Valve box Body Black	WS - VBEX 1320 - Body - B		
S. S. Bolt and Nut M8x80mm (Optional)	WS - VBEX 1320 - SSB		

NOTE : Special Colour and Cover Marking Available on Request.

### Series 1730 18" Super Jumbo Rectangular Valve Box



Description	Item Code	Quantity Per Carton	Weight Kgs
18" Super Jumbo Rectangular Valve Box - Complete (GR Body + GR Cover)	WS - VB 1730 - G	08	PALLET
18" Super Jumbo Rectangular Valve Box - Complete (Black Body + Black Cover)	WS - VB 1730 - B	08	PALLET
18" Super Jumbo Rectangular box Cover Green	WS - VB 1730 - Cover		
18" Super Jumbo Rectangular Valve box Body Green	WS - VB 1730 - Body-G	08	PALLET
18" Super Jumbo Rectangular Valve box Body Black	WS - VB 1730 - Body-B	08	PALLET
S. S. Bolt and Nut M 8 x 80 mm (Optional)	WS - VB 1730 - SSB		

NOTE : Special Colour and Cover Marking Available on Request.


### Series 1324 15" Big Jumbo Rectangular Valve Box



Description	Item Code	Quantity Per Carton	Weight Kgs
15" Big Jumbo Rectangular Valve Box - Complete (GR Body + GR Cover)	WS - VB 1324 - G	18	PALLET
15" Big Jumbo Rectangular Valve Box - Complete (Black Body + Black Cover)	WS - VB 1324 - B	18	PALLET
15" Big Jumbo Rectangular box Cover Green	WS - VB 1324 - Cover		
15" Big Jumbo Rectangular Valve box Body Green	WS - VB 1324 - Body-G	18	PALLET
15" Big Jumbo Rectangular Valve box Body Black	WS - VB 1324 - Body-B	18	PALLET
S. S. Bolt and Nut M8x80mm (Optional)	WS - VB 1324 - SSB		

NOTE : Special Colour and Cover Marking Available on Request.

## VALVE BOX PALLET DETAILS




VALVE BOX ITEM CODE NO.	PALLET SIZE CM L X B X H	QUANTITY (PCS) PER PALLET	TOTAL WEIGHT WITH PALLET (KGS)
WS - VB - 610	130 x 110 x 220	660	415

Note:- Weight and dimensions may vary slightly.




VALVE BOX ITEM CODE NO.	PALLET SIZE CM L X B X H	QUANTITY (PCS) PER PALLET	TOTAL WEIGHT WITH PALLET (KGS)
WS - VB - 1419	130 x 110 x 220	132	599

Note:- Weight and dimensions may vary slightly.



VALVE BOX ITEM CODE NO.	PALLET SIZE CM L X B X H	QUANTITY (PCS) PER PALLET	TOTAL WEIGHT WITH PALLET (KGS)
WS - VB - 910	130 x 110 x 220	300	395

Note:- Weight and dimensions may vary slightly.



VALVE BOX ITEM CODE NO.	PALLET SIZE CM L X B X H	QUANTITY (PCS) PER PALLET	TOTAL WEIGHT WITH PALLET (KGS)
WS - VB - 1320	130 x 110 x 220	112	600

Note:- Weight and dimensions may vary slightly.