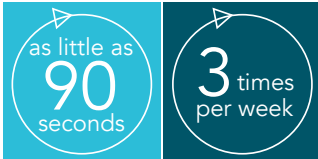


HAIRMAX[®] LaserBand 82 *comfortflex*

QUICK START GUIDE



Use your HairMax for as little as 90 seconds, 3 times a week, ideally every other day (for example, Monday, Wednesday, Friday).

FOR MAXIMUM BENEFIT:

- Scalp should be freshly washed (hair can be wet, dry or damp)
- Use your HairMax prior to applying styling products (these can build up and impede the laser light)
- Regularly clean the laser area with a damp cloth. Do not use harsh detergents or cleaning products on any part of your HairMax

CHARGING OPTIONS

Charge your HairMax for 4-6 hours before initial use.

Prior to charging your HairMax, make sure your HairMax is turned off.

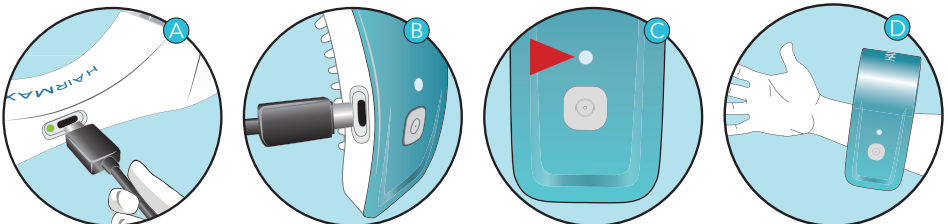
OPTION 1 Plug the power cord into the charging stand and the other end into an electrical wall outlet (Figure A). Place your HairMax on the charging stand. The white indicator light on the device will flash during the charging process. A steady white light indicates your HairMax is fully charged.

OPTION 2 Place the power cord directly into the charging socket on the bottom left side of your device and the other end into an electrical wall outlet. (Figure B).

The device indicator white light will flash during the charging process. A steady light indicates your HairMax is fully charged (Figure C).

Do not use your HairMax while it is plugged into the power cord.

Prior to treatment, test your HairMax for sensitivity (Figure D). For more information, see page 5 of the user manual.



TREATMENT METHOD

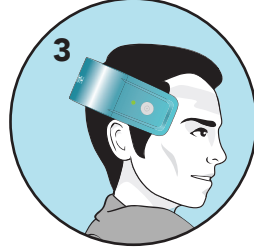
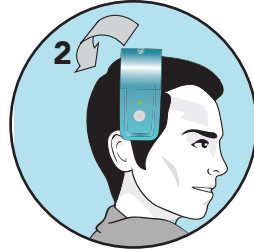
Your HairMax will be used in 3 positions on your scalp. Leave it in place for a minimum of 30 seconds for each position. It will vibrate every 30 seconds to let you know when to move it to the next part of your scalp.

To start your treatment, press the power button once. Place your HairMax at your hairline and leave it in place until it vibrates. This is position 1.

When you feel the vibration, slide your HairMax backwards about 3 inches to position 2, the middle portion of your scalp.

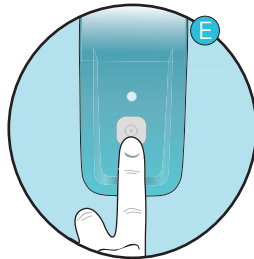
Use light pressure so the teeth can separate your hair. Leave it in position 2 until you feel the vibration again.

Repeat the 30 second procedure on position 3. You have now completed today's treatment. Store your device in the cradle until your next treatment.



After treatment, turn off your HairMax by pressing the power button once. Remove your HairMax from your head and place it on the charging stand for future use.

NOTE: Your HairMax turns off automatically after 10 minutes.



The HairMax® LaserBand is a highly effective device when used correctly. It is manufactured using precision components and should last many years of normal use. If you experience difficulties with your device, please refer to the troubleshooting section of your user manual (page 14).

For detailed information about proper use, warnings and cautions, please take time to read the entire user manual before operating your HairMax.

Laser Light - Avoid Direct Eye Exposure
HairMax® laser devices are indicated to treat Androgenetic Alopecia, and promote hair growth in males who have Norwood-Hamilton Classifications of IIa to V and in females who have Ludwig (Savin) I-4, II-1, II-2, or frontal patterns of hair loss and who both have Fitzpatrick Skin Types I to IV.