

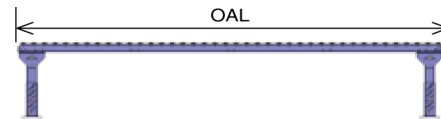
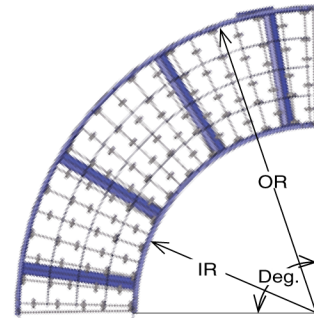
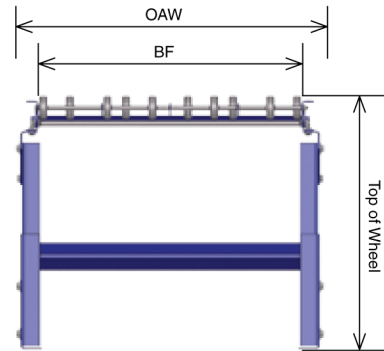
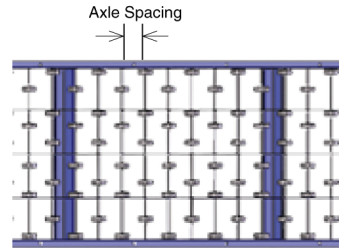


GRAVITY SKATEWHEEL CONVEYOR QUOTATION WORKSHEET

Company _____ Date _____
 Contact _____ Quote Due _____ Desired Delivery _____
 Phone No. _____ Contact Email _____ State _____
 Omni Sales Contact _____ Quote #: _____
 Quantity _____

Product Specs:

Max:
 - Width (inches): _____ Length (inches): _____
 - Height (inches): _____ Weight (lbs): _____
 Min:
 - Width (inches): _____ Length (inches): _____
 - Height (inches): _____ Weight (lbs): _____
 Description: _____
 Foot Print: _____
 Max. Qty.: _____ Total Live Load: _____
 Temperature
 -Environment: _____
 -Product: _____



Conveyor Construction:

Between Frame (BF) / Overall Width (OAW): _____
 Straight - Overall Length (OAL): _____
 Curve - Degree: _____
 Inside Radius (I.R.): _____
 Wheel Height: _____
 Axle Centers: _____
 Side Frames Structural - Size: _____
 Formed - Size: _____
 Welded
 Painted Powder Coated
 Epoxy Painted
 Color / RAL: _____
 Stainless Steel
 Bolt-Together
 Painted Powder Coated
 Color RAL: _____
 Galvanized Stainless Steel
 Aluminum

Leg Support: Qty: _____
 Pivot Top Rigid Top
 Upright: _____
 TOW _____ TOL _____ +/- _____

Wheel Style:

- Galvanized - 102143
- Galvanized with cover - 102143 w/ cover
- Aluminum - 102144
- Stainless Steel - 114623
- Black Plastic - 102260
- White Plastic - 110657
- Multi-Directional

Capacity _____ lbs.

Other: _____

Approval Drawing Required: Yes No