

NZ·azz



edge·mounts

best for changeable graphic displays



The elegant new
installation system

NZ·azz

www.nzazz.nz

NZAZZ Limited. Ph 09 415 4430, Email: sales@nzazz.nz
Proudly made in New Zealand.

edge·mounts

change your graphics | easily | quickly | safely

edgemounts minimalist design means they don't compete with your graphics for visual attention and give you the option to install back panels to create coloured borders to enhance the visual impact.

DISPLAY OPTIONS

without borders



Image printed on paper and displayed between a back panel and a clear acrylic front panel



Image printed on the front of a panel




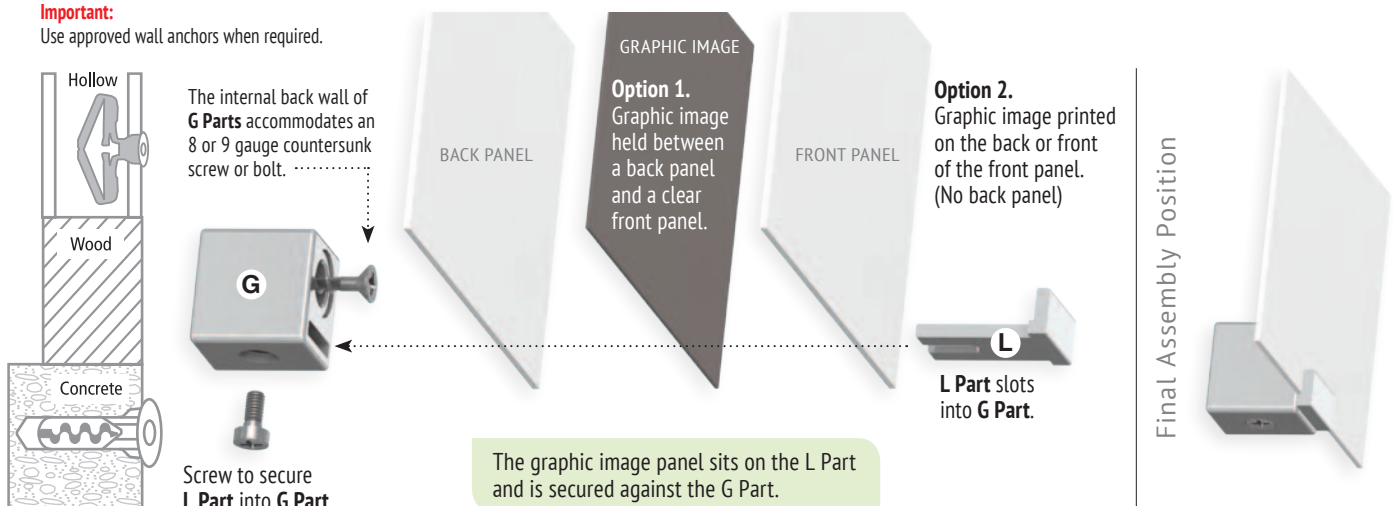
Image printed on the back of a clear acrylic panel

INSTALLATION

without border

Important:

Use approved wall anchors when required.



NZ•azz
edge•mounts



www.nzazz.nz

DISPLAY OPTIONS

with back panels that create coloured borders to enhance the visual impact



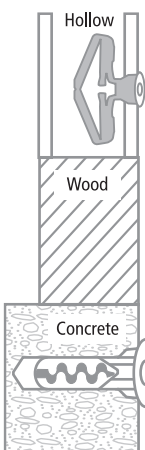
Satin silver back panel - matching the colour of the edgemounts

INSTALLATION

with border


Important:

Use approved wall anchors when required.



The internal back wall of **G Parts** accommodates an 8 or 9 gauge countersunk screw or bolt.

G
Screw to secure **L Part** into **G Part**.



GRAPHIC IMAGE

Option 1. Graphic image held between a back panel and a clear front panel.



Option 2. Graphic image printed on the back or front of the front panel.

I Part screws into **G Part**.

L Part slots into **G Part**.

The back panel is secured to the **G Part** with the **I Part**. The front panel sits on the **L Part** and is secured against the back panel.

Final Assembly Position

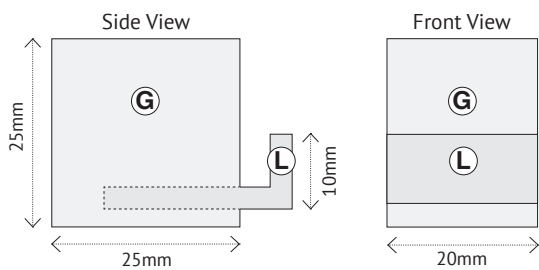




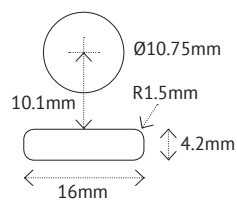
TECHNICAL INFORMATION

Available in an anodised aluminium satin silver finish

G + L Part Dimensions



Back Panel Hole + Slot Dimensions



Panel Thickness

