

OLE Ukulele Workshop

Let's enjoy music



保良局顏寶鈴書院

Po Leung Kuk Ngan Po Ling College

21 July 2022

Ukulele



How to hold



How to strum

Strum area

Sweet Spot





How to strum

With Finger or Pick

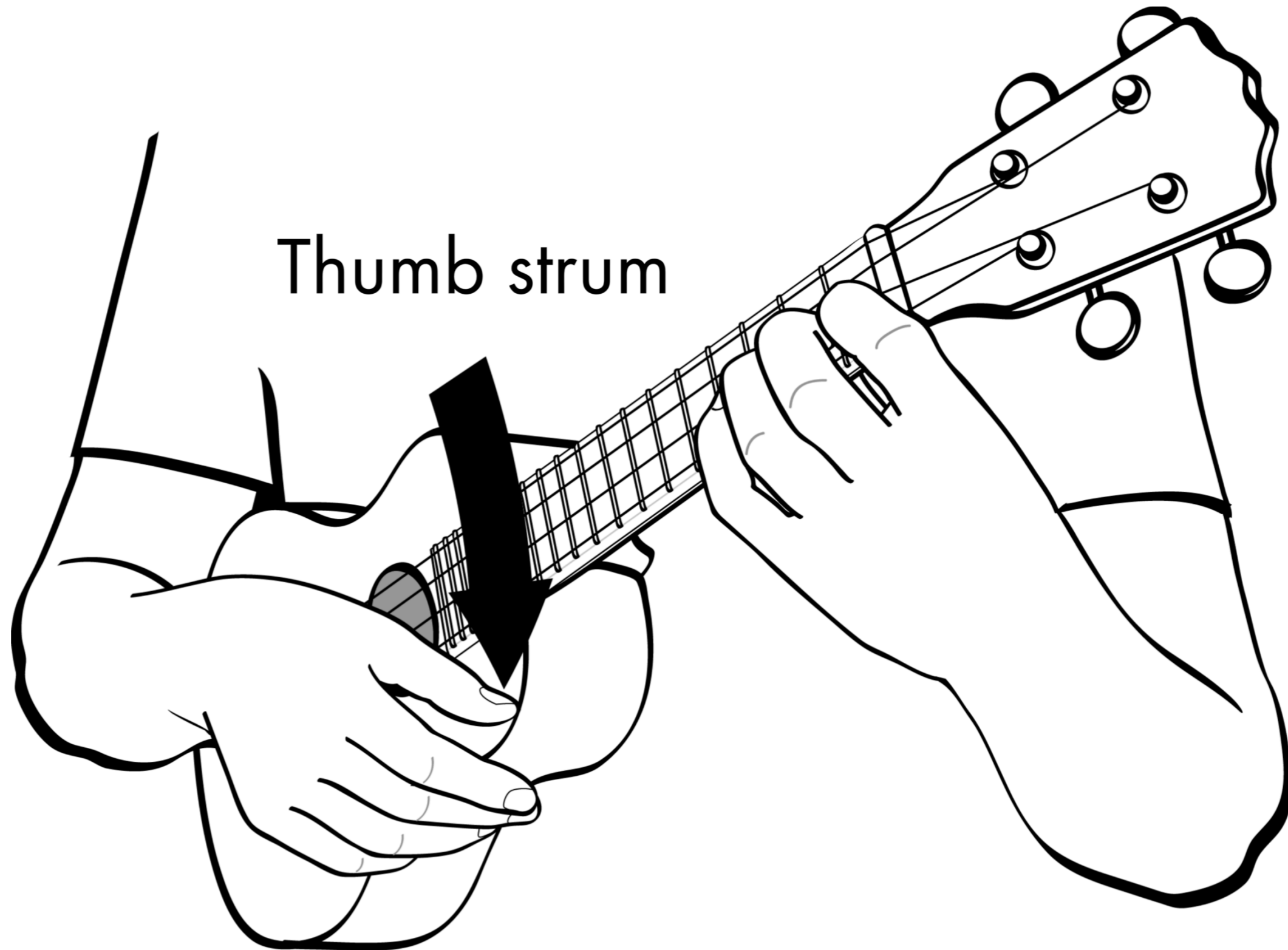


How to strum

Down Stroke or Up Stroke


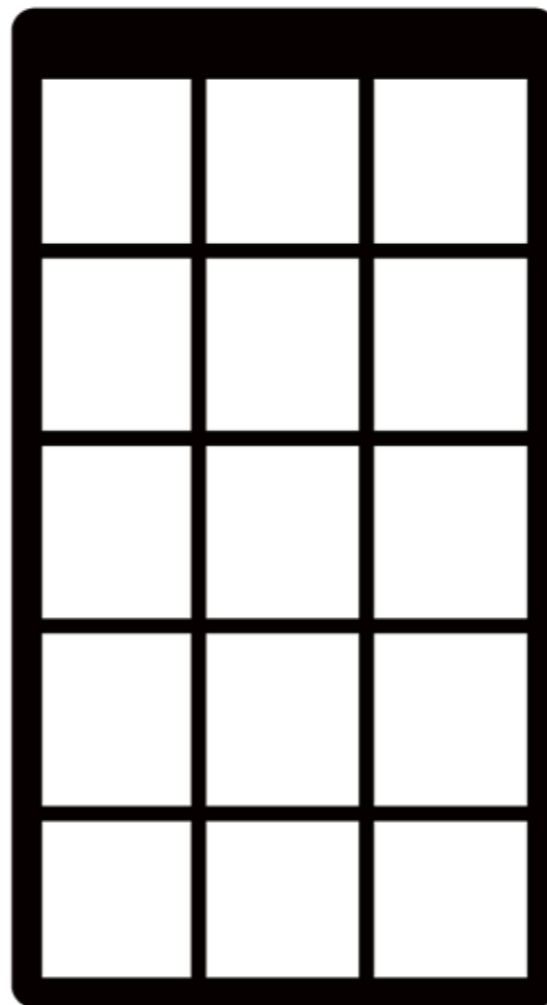


Thumb Strum Down Stroke



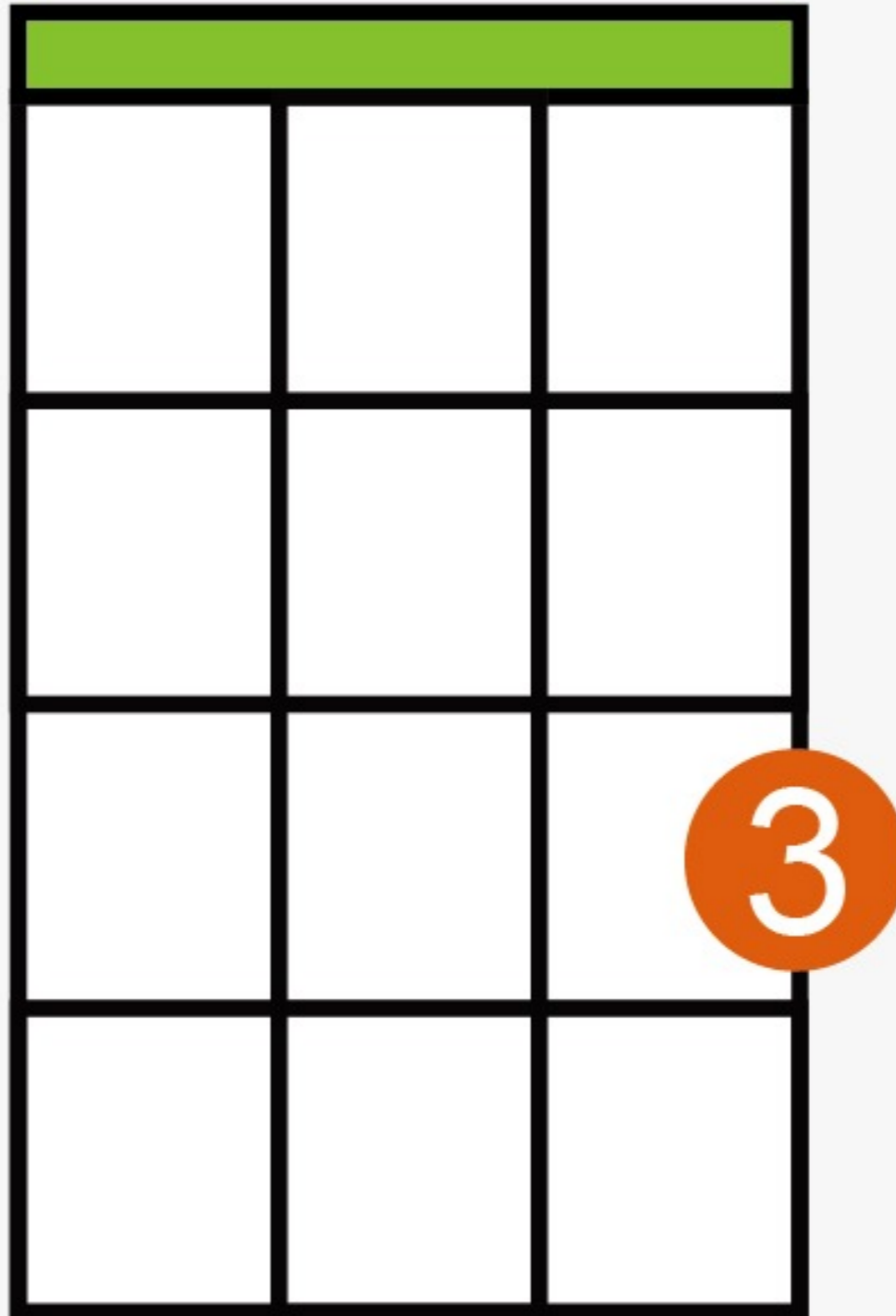
How to Fret

How read chord chart



C Chord

C




How to Fret String

Where to press

Just behind the fret wire



How to Fret



How to Fret



Are You Sleeping

C



4/4

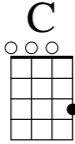
Are you sleep - ing? Are you sleep - ing? Broth - er John, Broth - er John.

T 4/4
A 4/4
B 4/4

0 2 0 0 0 2 0 0 0 1 3 0 1 3

5

C



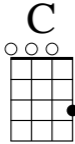
Morn - ing bells are ring - ing, Morn - ing bells are ring - ing.

T
A
B

3 0 3 1 0 0 3 0 3 1 0 0

7

C



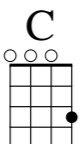
Ding, Dong, Ding! Ding, Dong, Ding!

T
A
B

0 3 0 0 3 0

Are You Sleeping

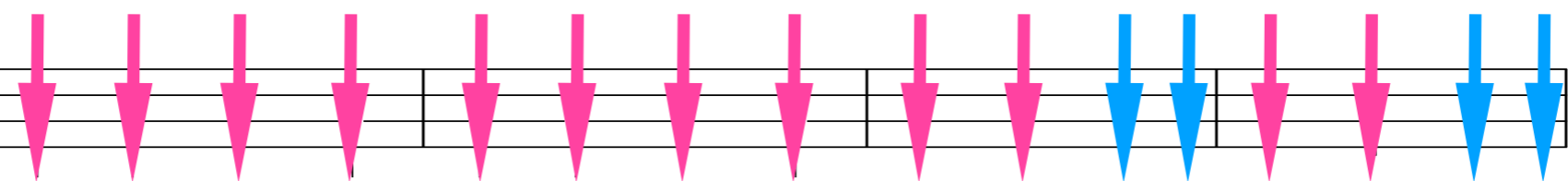
C



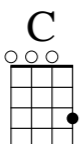
4/4

Are you sleep - ing? Are you sleep - ing? Broth - er John, Broth - er John.

TAB 4/4



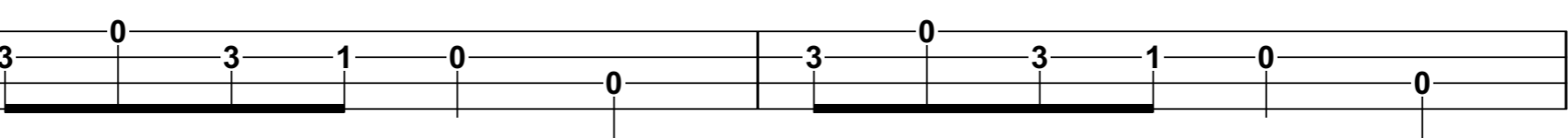
C



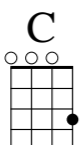
5

Morn - ing bells are ring - ing, Morn - ing bells are ring - ing.

TAB



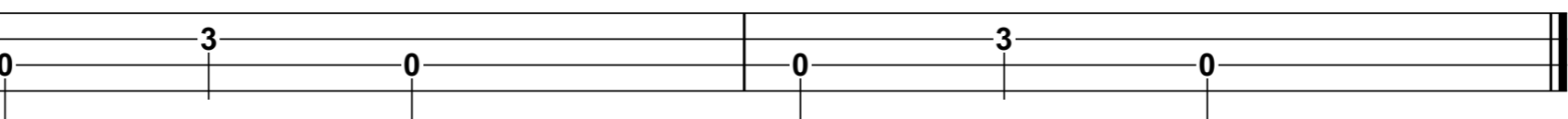
C



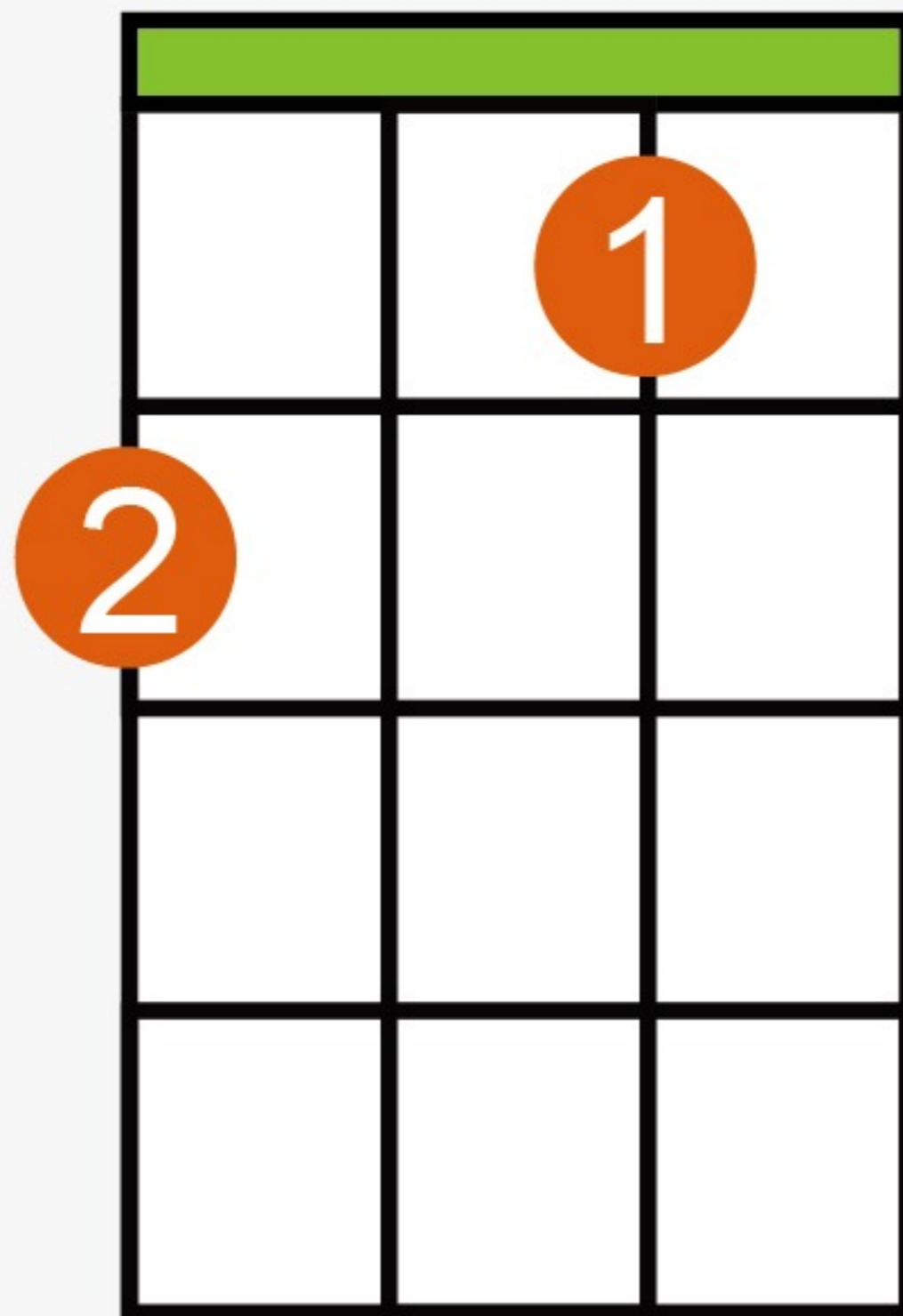
7

Ding, Dong, Ding! Ding, Dong, Ding!

TAB



F



Mary Had a Little Lamb

F




Ma - ry had a lit - tle lamb,
Ev - ery - where that Ma - ry went.

TAB


0 3 1 3 0 0 0

C



lit - tle lamb,
Ma - ry went,

F



lit - tle lamb.
Ma - ry went,

TAB

3 3 3 0 3 3

F




Ma - ry had a lit - tle lamb, its
ev - ery - where that Ma - ry went, the

TAB


0 3 1 3 0 0 0 1

C



fleece was white as snow.
lamb was sure to go.

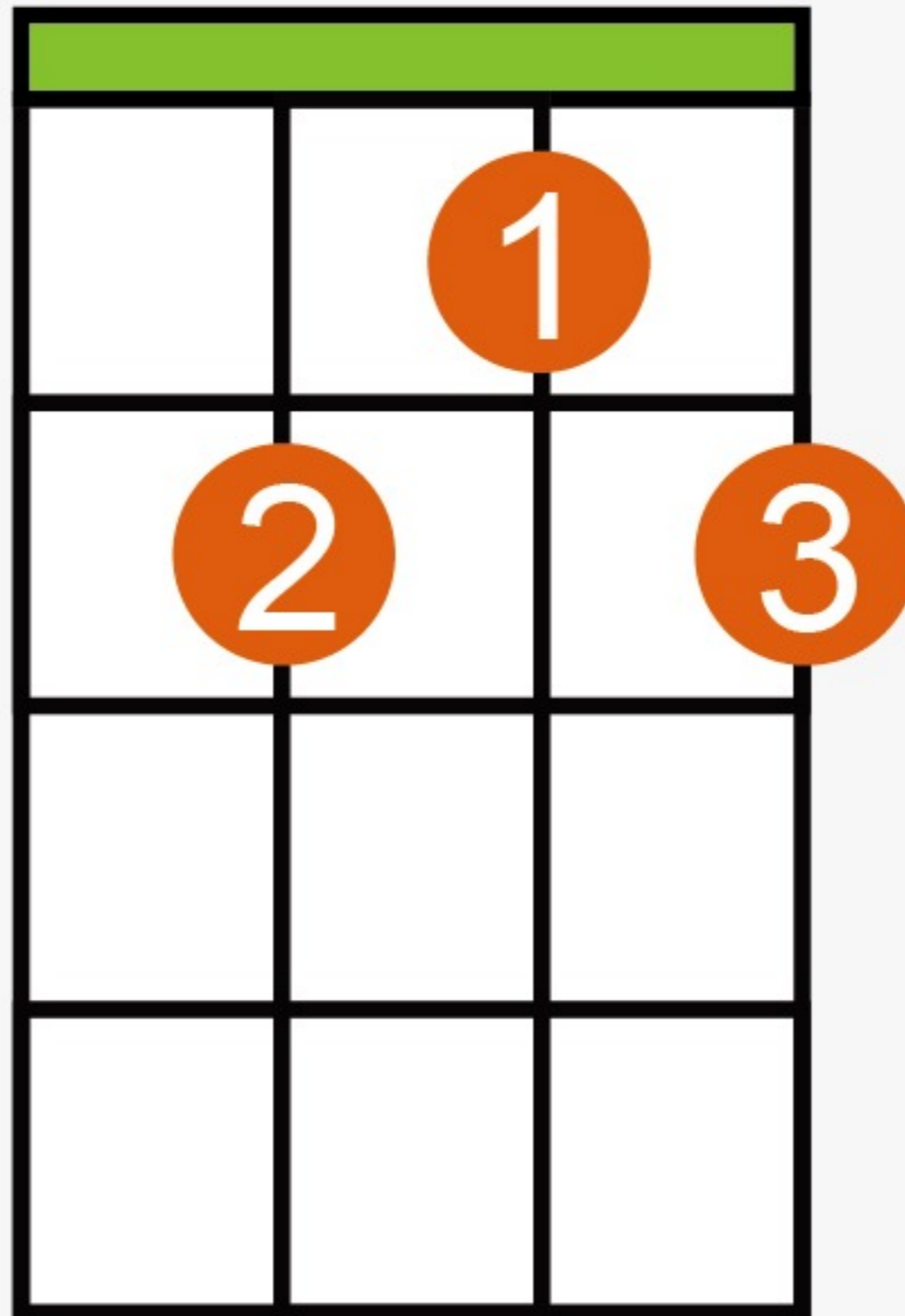
F



TAB

3 3 0 3 1

G7



Rain Rain Go Away

C



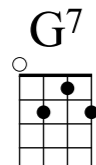



Rain, rain go a - way come a - gain an - o - ther day.
Rain, rain go a - way come a - gain an - o - ther day.

TAB 

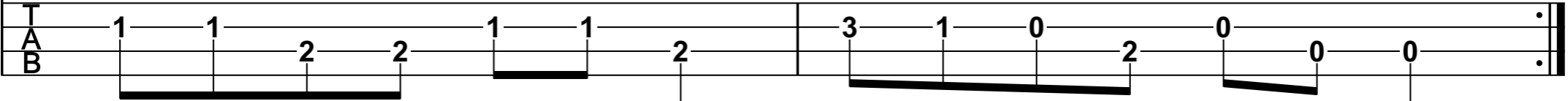
3

G⁷

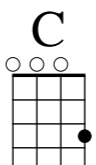




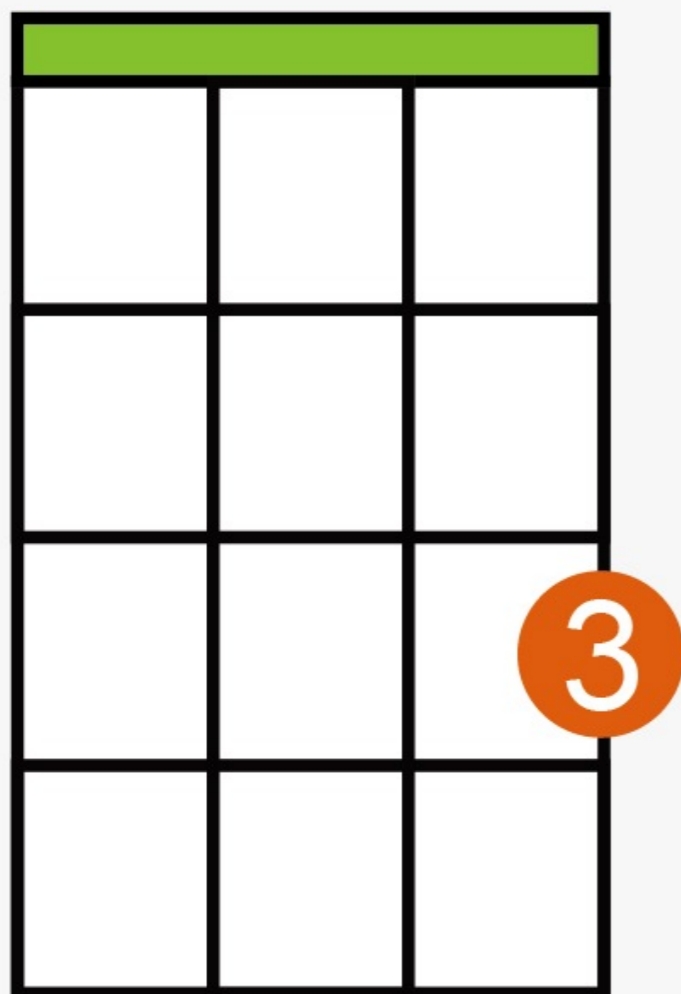
Lit - tle John - ny wants to play. Rain, rain go a - way.
Lit - tle Ba - by wants to play. Rain, rain go a - way.

TAB 

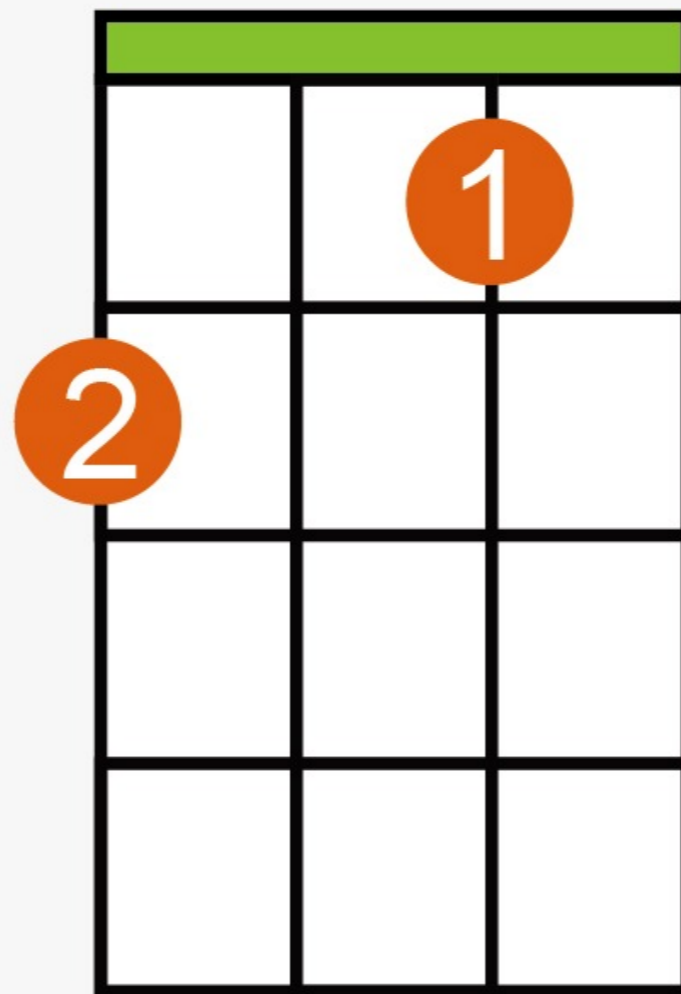
C



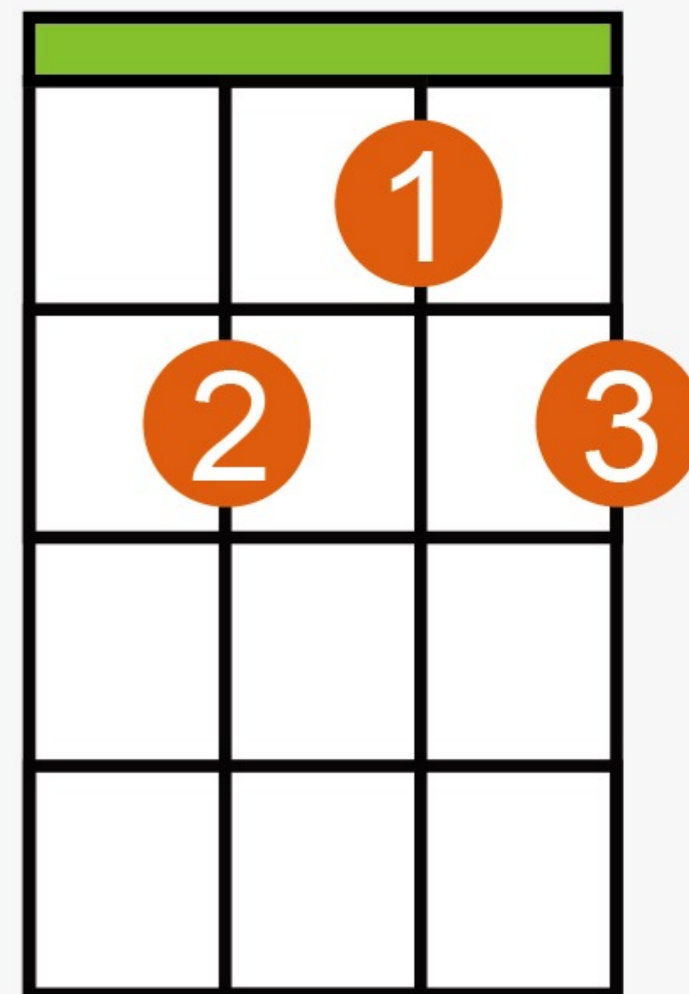
C



F



G⁷



C



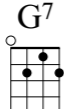
4/4

I come from A - la - ba - ma with my Ban - jo on my
It rained all night the day I left, the wea - ther it was

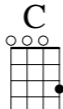
0 2 0 3 3 0 3 0 0 2 0

5

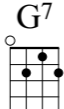
G7



C



G7



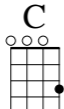
6/8

knee, I'm go - ing to Loui - si - a - na, my true love for to
dry. The sun so hot I froze to death, Su - san - na, don't you

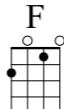
2 0 2 0 3 3 0 3 0 0 2 0 0 2 2

9

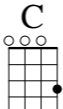
C



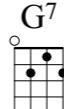
F



C



G7



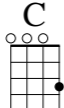
4/4

see. Oh! Su - san - na, Oh, don't you cry for me. For I
cry.

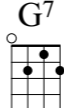
0 1 1 0 0 0 3 3 0 0 2 0 2

14

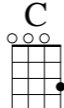
C



G7



C



4/4

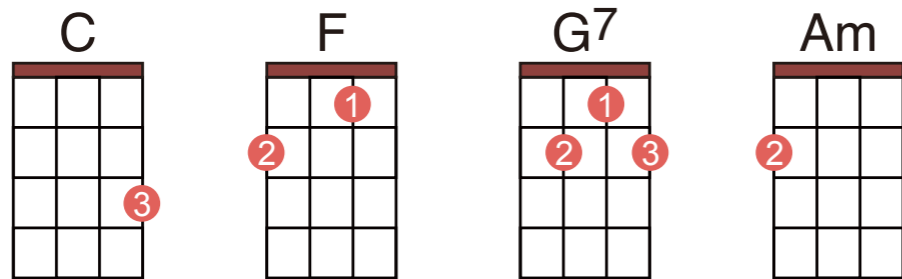
come from A - la - ba - ma with my ban - jo on my knee.

0 3 3 0 3 0 0 2 0 0 2 2 0

Oh! Susanna

Am

2		



We Shall Overcome

How to read Ukulele TAB

	C	-	F	-	C	-	-	-
1	We	shall	o - ver -	come,				
2	We'll	walk	hand in	hand,				
3	We	are	not a -	fraid,				
4	We	shall	stand to -	geth - er,				

C	-	F	-
we	shall	o -	ver -
we'll	walk	hand	in
we	are	not	a -
we	shall	stand	to -

Play 4 down per bar.

Play C chord 2 down and F chord 2 down

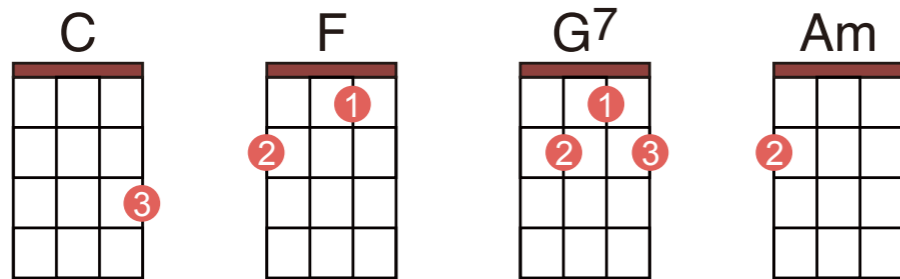
C	-	G7	-	Am	-	F	-	G7	-	-	-
we	shall	o - ver -	come,	some	day,						
		in	hand	some	day,						
		a -	fraid	to -	day,						
		to	geth - er	now							

Play G7 chord 4 down

Bar Line

G7	-	-	-	F	-	-	-	C	-	-	F	-	G7	-	Am	-	-	-
Oh,	deep	in	my	heart	I	do	be -	lieve										

C	-	F	-	C	-	G7	-	C	-	-	-	C
we	shall	o -	ver -	come	some -	day						



We Shall Overcome

	C	-	F	-	C	-	-	-	C	-	F	-	C	-	-	-
1	We	shall		o - ver -	come,				we	shall		o - ver -	come,			
2	We'll	walk	hand	in	hand,				we'll	walk	hand	in	hand,			
3	We	are	not	a -	fraid,				we	are	not	a -	fraid,			
4	We	shall	stand	to -	geth - er,				we	shall	stand	to -	geth - er,			

C	-	G7	-	Am	-	F	-	G7	-	-	-
we	shall		o - ver -	come,	some	day,					
we'll	walk	hand	in	hand	some	day,					
we	are	not	a -	fraid	to -	day,					
we	shall	stand	to	geth - er	now						

G7	-	-	-	F	-	-	-	C	-	-	F	-	G7	-	Am	-	-	-
				Oh,	deep	in	my	heart	I		do	be -	lieve					

C	-	F	-	C	-	G7	-	C	-	-	-	C
we	shall		o - ver -	come	some -	day						

Thank you!

21 July 2022



Hey Soul Sister

C **G** **Am** **F**
Hey-ay, Hey-ay-AY-ay-ay, Hey-ay-AY-ay-ay

[Verse]

C **G** **Am** **F**
Your lipstick stains on the front lobe of my left side brains
C **G** **Am** **F** **G**
I knew I wouldn't forget you and so I went and let you blow my mind
C **G** **Am** **F**
Your sweet moonbeam the smell of you in every single dream I dream
C **G** **Am** **F** **G**
I knew when we collided you're the one I have decided who's one of my kind

[Chorus]

F **G** **C** **G** **F**
Hey soul sister ain't that Mister Mister on the radio stereo
G **C** **G**
The way you move ain't fair you know
F **G** **C** **G** **F** **G**
Hey soul sister I don't want to miss a single thing you do

[Verse 1]

I found a love for me
Darling just dive right in, and follow my lead
Well I found a girl beautiful and sweet
Oh, I never knew you were the someone waiting for me

[Pre-Chorus 1]

N.C.
Cause we were just kids when we
Fell in love, not knowing what it was
I will not give you up this ti-i-i-me
But darling just kiss me slow, your heart is all I own
And in your eyes you're holding mine

[Chorus 1]

Baby I'm dancing in the dark, with you between my arms
Barefoot on the grass, listening to our favorite song
When you said you looked a mess, I whispered underneath my breath
But you heard it, darling you look perfect tonight

Perfect

[Verse]

C

Someone told me long ago

C

G

There's a calm before the storm, I know

C

It's been coming for some time

C

When it's over, so they say

C

G

It'll rain a sunny day, I know

C

Shining down like water

[Chorus]

F

G

I wanna know

C

C/B

Am

Am/G

Have you ever seen the rain

F

G

I wanna know

C

C/B

Am

Am/G

Have you ever seen the rain

F

G

C

Coming down on a sunny day

Have You Ever Seen the Rain

Online Resource

For enhance learning

Find songs

<https://www.ultimate-guitar.com>

C - Am - F - G7 songs

<https://www.youtube.com/watch?v=NmnyeK1Oups>

4 chords songs lesson

<https://www.youtube.com/watch?v=7Qh2JQwkhjk>

Tips to play better

<https://www.youtube.com/watch?v=FOJgJN4K50Y>