



Organic Craft Grow Kit / Usage Instructions

8 plants in garden bed

If you run out early, not to worry. Residual nutrients remain in the soil and will complete the cycle.

These instructions provide the optimal nutrient load for 8 plants in a garden bed, from transplant to bloom.

What about Soil?
For best results grow in peat, coco fiber, or potting soil mix.

Fertilize & Water Once-a-week

Sprinkle on Soil

Measure, sprinkle & lightly mix nutrients specified evenly into the soil of 2 PLANTS once-a-week. Repeat step to the remaining 3 sets of 2 plants. Use included measuring tool.



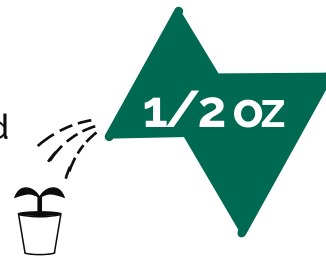
Boost & Water

Add Bloom City Boost to water. Apply the full amount of boosted water evenly across 2 PLANTS once-a-week. Repeat step to remaining 3 sets of 2 plants.

Hint: Apply additional water as needed throughout the week (without boost). Don't over water, dryer might be better.

GROW phase

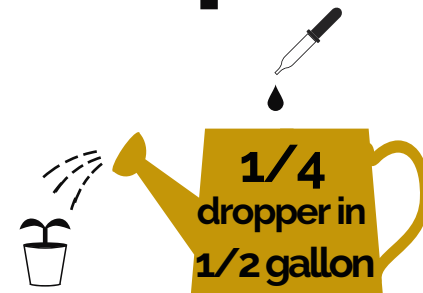
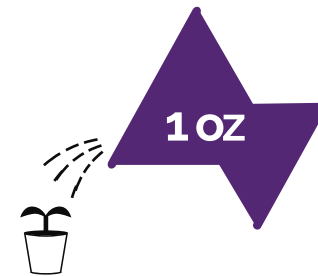
Weeks 1-8



1/2 dropper = 20 drops

BLOOM phase

Weeks 9-16



1/4 dropper = 10 drops

Check off once-a-week:

