

PT'S COFFEE
EST. 1912
ROASTING CO.

SIGNATURE BLEND



JOHN BROWN
CENTRAL AMERICA, INDONESIA, AFRICA

FLAVOR NOTES
Chocolate, Black Cherry, Tobacco

DESCRIPTION
This blend features a deep chocolate aroma, velvety body, and juicy acidity with a pleasant sweet tobacco finish.

ROAST	LIGHT
	MEDIUM
	DARK

WITHOUT THE **LOVE,** IT'S JUST COFFEE.

PT'S COFFEE
EST. 1912
ROASTING CO.

SIGNATURE BLEND



JOHN BROWN
CENTRAL AMERICA, INDONESIA, AFRICA

FLAVOR NOTES
Chocolate, Black Cherry, Tobacco

DESCRIPTION
This blend features a deep chocolate aroma, velvety body, and juicy acidity with a pleasant sweet tobacco finish.

ROAST	LIGHT
	MEDIUM
	DARK

WITHOUT THE **LOVE,** IT'S JUST COFFEE.

PT'S COFFEE
EST. 1912
ROASTING CO.

SIGNATURE BLEND



JOHN BROWN
CENTRAL AMERICA, INDONESIA, AFRICA

FLAVOR NOTES
Chocolate, Black Cherry, Tobacco

DESCRIPTION
This blend features a deep chocolate aroma, velvety body, and juicy acidity with a pleasant sweet tobacco finish.

ROAST	LIGHT
	MEDIUM
	DARK

WITHOUT THE **LOVE,** IT'S JUST COFFEE.

PT'S COFFEE
EST. 1912
ROASTING CO.

SIGNATURE BLEND

JOHN BROWN
CENTRAL AMERICA, INDONESIA, AFRICA

FLAVOR NOTES
Chocolate, Black Cherry, Tobacco

DESCRIPTION
This blend features a deep chocolate aroma, velvety body, and juicy acidity with a pleasant sweet tobacco finish.

ROAST	LIGHT
	MEDIUM
	DARK

WITHOUT THE **LOVE,** IT'S JUST COFFEE.