

James Mudge



RIEMPIE CHAIR

JAMES MUDGE FURNITURE STUDIO

James Mudge



SPECIFICATIONS :

oak - natural with black leather + white synthetic riempies

ash - dark charcoal with black leather riempies

ash - new york grey with black leather riempies

James Mudge



SPECIFICATIONS :

left: oak - natural with black leather riempies

right: ash - natural with white synthetic riempies

James Mudge



SPECIFICATIONS :

left: ash - dark charcoal with white synthetic riempies

right: ash - dark charcoal with black leather riempies

James Mudge



SPECIFICATIONS :

left: iroko - grey oil with black leather riempies

right: iroko - grey oil with white synthetic riempies

James Mudge




SPECIFICATIONS :

left: oak - natural with a solid seat

right: oak - natural with solid seat detail

James Mudge



SPECIFICATIONS :

left: ash - dark charcoal with black leather rimpies

right: iroko - grey oil with black leather rimpies

James Mudge



SPECIFICATIONS :

left: oak - natural with white synthetic riempiers

right: oak - natural with white leather riempiers

DETAILS :

RIEMPIE CHAIR :

Our solid timber riempie chair design is a contemporary interpretation of a true and time-tested South African classic.

Riempie chairs were used by the early 1820 settlers who were on the move and needed lightweight chairs that utilized the materials available and the technique of riempies (leather thongs) provided just that. We have made a simple, lightweight and strong chair that embraces our South African heritage.

We offer this design in a variety of timbers and finishes, as well as with black or white leather riempies or white synthetic riempies. For commercial use the white synthetic riempies are best as they do not stretch out under the high traffic environment. This design can also be made with an upholstered fabric or leather seat. We also have a version with a solid timber seat.

When made from Iroko with white synthetic riempies this design can be used outdoors. Timber is subject to weathering outdoors as is normal.

FINISHES AND PRICES :

Dimensions :

435 w x 450 d x 870mm high (seat 450mm high)

Oak | Ash | Iroko - Natural | Grey Oil finish

Ash - Dark Charcoal | Painted finish

Walnut - Natural finish

Options :

Solid timber seat - same prices as above

Upholstered seat - same prices as above, fabric to be provided

600 x 600mm per seat, do not cut to size.

CARE INSTRUCTIONS : INDOOR + OUTDOOR

YOU WILL NEED :

soft cloths | rags

water

INDOOR :

In order to retain the natural finish of the timber we keep the number of protective coats to a minimum. Although this does add to the aesthetic appeal of the product, highlighting the natural qualities of solid wood, it does mean that the finish is not impervious to damage and staining. However, if you follow the instructions laid out below, it should be sufficient for normal use.

Do not expose these products for any extent of time to pools of water. If the products get wet you should dry them off as soon as possible. Light scuffs can gently be wiped off with a damp cloth and some soapy water.

With the painted and dark charcoal finish, the finish is susceptible to wear. Although the chairs are professionally air gun painted with a durable finish, they will not be impervious to damage and care should be taken when placing chairs around a table etc.

We do not recommend that you place indoor furniture outdoors. Outdoor furniture is specially designed to be able to withstand the dramatic temperature changes and moisture in the air. Avoid placing timber furniture items in full sun as exposure to sun/uV causes yellowing and light surface cracks.

Heavily airconditioned environments require the use of an humidifier to restore the natural humidity of the air, as dry air will result in cracking / warping of the timber.

OUTDOOR :

This design should only be used outdoors when made from Iroko timber with a grey oil finish and white synthetic riempies. When kept outdoors light surface cracking, discolouration and warping of the timber will naturally occur. Your timber will develop a silvery grey patina.


Should you wish to delay the natural aging process of your outdoor furniture, apply outdoor furniture oil more regularly. This can be done once a year (depending on the exposure). Light coats of furniture oil can be applied with a cloth and then removed, or brushed on and wiped off after 10 minutes. Take care not avoid oiling the riempies to avoid stains. Please contact us should you require additional oil or a maintenance kit.

RIEMPIES :


Leather is a natural material and is susceptible to wear with time and use. Over the years it is normal for your leather riempies to stretch out and they will thus need to be tightened every few years. The leather riempies should not be exposed to water as they will deteriorate.

The white synthetic riempies can be wiped with a damp cloth for cleaning and they do not stretch out as leather does.


TIMBER SAMPLES :




ash - natural




ash - grey oil




oak - natural




oak - grey oil




iroko - grey oil




walnut - natural



ash - dark charcoal



ash - aluminium grey



ash - new york grey