

*James Mudge*



RIEMPIE BENCH

JAMES MUDGE FURNITURE STUDIO

James Mudge



**SPECIFICATIONS :**

oak - grey oil finish

with white synthetic riempies

1600 x 400 x 450mm high

James Mudge

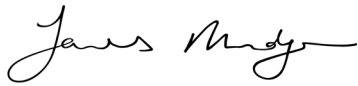


SPECIFICATIONS :

ash - dark charcoal finish with black leather riempies

pictured with harris bed base, wall mounted harris headboard

and custom harris bedside tables



RIEMPIE BENCH :

---

The solid timber riempie bench is a contemporary interpretation of the Riempie Chair design - a true and time-tested South African classic.

Riempie chairs were used by the early 1820 settlers who were on the move and needed lightweight chairs that utilized the materials available and the technique of riempies (leather thongs) provided just that. We have made a simple, lightweight and strong bench that embraces our South African heritage. This design can be used in many different set-ups and works wonderfully in a hallway, at a dining table or desk, or at the end of a bed.

We offer this design in a variety of timbers and finishes, as well as with black leather riempies or white synthetic riempies. For commercial use the white synthetic riempies are best as they do not stretch out under the high traffic environment.

When made from Iroko with white synthetic riempies this design can be used in a covered outdoor area. Timber is subject to weathering outdoors as is normal.

STANDARD SIZES :

---

900 x 400 x 450mm high
1000 x 400 x 450mm high
1100 x 400 x 450mm high
1200 x 400 x 450mm high
1300 x 400 x 450mm high
1400 x 400 x 450mm high
1500 x 400 x 450mm high
1600 x 400 x 450mm high
1700 x 400 x 450mm high
1800 x 400 x 450mm high

James Mudge

CARE INSTRUCTIONS : INDOOR + OUTDOOR

---

you will need:

soft cloths / rags | water | soapwater

optional recommended soap: ProNature Plant Soap

---

INDOOR :

---

In order to retain the natural finish of the timber we keep the number of protective coats to a minimum. Although this does add to the aesthetic appeal of the product, highlighting the natural qualities of solid wood, it does mean that the finish is not impervious to damage and staining. However, if you follow the instructions laid out below, it should be sufficient for normal use.

Do not expose these products for any extent of time to pools of water. If the products get wet you should dry them off as soon as possible. Light scuffs can gently be wiped off with a damp cloth and some soapy water.

With the painted and dark charcoal finish, the finish is susceptible to wear. Although the chairs are professionally air gun painted with a durable finish, they will not be impervious to damage and care should be taken when placing chairs around a table etc.

We do not recommend that you place indoor furniture outdoors. Outdoor furniture is specially designed to be able to withstand the dramatic temperature changes and moisture in the air. Avoid placing timber furniture items in full sun as exposure to sun/uV causes yellowing and light surface cracks.

Heavily airconditioned environments require the use of an humidifier to restore the natural humidity of the air, as dry air will result in cracking / warping of the timber.

OUTDOOR :

---

This design should only be used in a covered outdoor area when made from Iroko timber with a grey oil finish and white synthetic riempies. When kept outdoors light surface cracking, discolouration and warping of the timber will naturally occur. Your timber will develop a silvery grey patina.

Should you wish to delay the natural aging process of your outdoor furniture, apply outdoor furniture oil more regularly. This can be done once a year (depending on the exposure). Light coats of furniture oil can be applied with a cloth and then removed, or brushed on and wiped off after 10 minutes. Take care not avoid oiling the riempies to avoid stains. Please contact us should you require additional oil or a maintenance kit.

RIEMPYES :

---

Leather is a natural material and is susceptible to wear with time and use. Over the years it is normal for your leather riempies to stretch out and they will thus need to be tightened every few years. The leather riempies should not be exposed to water as they will deteriorate.


The white synthetic riempies can be wiped with a damp cloth for cleaning and they do not stretch out as leather does.

TIMBER SAMPLES :

---



ash - natural




oak - natural



oak - grey oil




iroko - grey oil



walnut - clear oil



oak - gunmetal



oak - dark charcoal

RIEMPIE SAMPLES :

---



white leather riempies



white synthetic riempies



black leather riempies