

James Mudge



SKINNY HARVEST BENCH

JAMES MUDGE FURNITURE STUDIO

James Mudge



SPECIFICATIONS :

1600 x 250 x 450mm high | 32mm thick top

pairs with skinny harvest table 1800 x 900 x 750mm

solid ash with a natural finish

James Mudge



SPECIFICATIONS :

skinny harvest bench in oak natural

1500 x 250 x 450mm high | 32mm thick top

pictured with the tapered leg table in ash natural

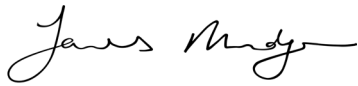
James Mudge



SPECIFICATIONS :

detail of traditional dovetail join

solid oak with a natural finish



SKINNY HARVEST BENCH :

Designed to be paired with the Skinny Harvest Table, this bench lends itself to a more relaxed dining environment. Benches also help to maximize seating arrangements, meaning you can get away with a smaller table if needed when paired with benches, and so it's a great option for smaller spaces. However, the Skinny Harvest Bench also works well as a standalone piece, used in a hallway or at the end of a bed.

When paired together with the Skinny Harvest Table, your bench should be 200mm shorter than the table length (100mm on each side) as this works better compositionally. With the Tapered Leg Table, the bench should be 300mm shorter to the table so it can slide between the legs of the table.

The longest recommended length for the 32mm thick Skinny Harvest Bench is 2200mm, after which, we recommend two benches per side of the table.

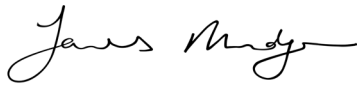
As a standard, this bench design is made 250mm deep. This offers a narrow bench, which is light and easy to move around, while still offering enough space for comfortable seating. However, we can make this design wider as can be seen in the dimensions below.

This design is made exclusively from FSC certified timbers (American White Oak, American Ash, American Walnut, and Iroko). We seal our furniture with a locally produced, environmentally friendly and non-toxic oil sealant which offers good protection while maintaining a natural aesthetic.

This bench is designed for indoor use only. However, we do make a slightly thicker design which is suitable for use outdoors, so please enquire for more info.

STANDARD BENCH SIZES - 32 MM :

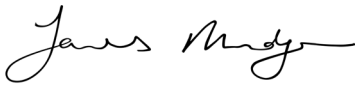
mm (L W H)
800 x 250 / 300 / 350 x 450
900 x 250 / 300 / 350 x 450
1000 x 250 / 300 / 350 x 450
1100 x 250 / 300 / 350 x 450
1200 x 250 / 300 / 350 x 450
1300 x 250 / 300 / 350 x 450
Continued on page 6.



STANDARD BENCH SIZES - 32 MM (CONT.):

mm (LWH)
1400 x 250 / 300 / 350 x 450
1500 x 250 / 300 / 350 x 450
1600 x 250 / 300 / 350 x 450
1700 x 250 / 300 / 350 x 450
1800 x 250 / 300 / 350 x 450
1900 x 250 / 300 / 350 x 450
2000 x 250 / 300 / 350 x 450
2100 x 250 / 300 / 350 x 450
2200 x 250 / 300 / 350 x 450

For pairing benches longer than 2200mm with tables we recommend having 2 benches per side. The overall length of the two benches should be between 200 and 300mm shorter than the table length to create an elegant composition.



CARE INSTRUCTIONS - SOLID WOOD INDOOR FURNITURE :

you will need:

soft cloths / rags | water | soap

optional recommended soap: ProNature Plant Soap

DAILY CARE :

All the finishes we offer provide good protection to the timber. However, no finish can offer bullet-proof resistance to staining or scratches and your furniture will not be impervious to damage. But if you follow the instructions laid out below, it should be sufficient for normal, everyday use.

After use, wipe down the wood surfaces with a slightly damp soft cloth to preserve and protect the wood coating. Dry with another cloth if a lot of water remains. Do not expose these products for any extent of time to pools of water. If the products get wet you should dry them off as soon as possible. Most specifically oil, vinegar and fatty foods should be wiped up immediately using a mild solution of soapy water on a well-rung out damp cloth. Spills should not be left overnight as they will sink in and mark.

Never use Ammonia (ie Handy Andy) or oil/silicone based cleaners (ie Mr Min) on solid wood furniture as they will damage the finishes and can create cloudy marks.

Placing hot items on the wood may result in damage or burning. We recommend that you use coasters and trivets to protect the table tops from hot dishes.

We do not recommend that you place indoor furniture outdoors for any period of time. Outdoor furniture, even for covered outdoor areas, is specially designed to be able to withstand the dramatic temperature changes and moisture in the air. Exposing indoor furniture to outdoor environments could lead to warping, cracks, discolouration and ultimately will weaken the structural integrity of the design over time. Please enquire about our outdoor range if you are in need of outdoor or semi-outdoor furniture.

When used indoors, avoid placing solid wood furniture in full, everyday sun as exposure to sun/UV can cause yellowing, bleaching and light surface cracks.

Heavily airconditioned environments require the use of an humidifier to restore the natural humidity of the air, as extremely dry air will result in cracking / warping of the timber. This is also the case with central heating in cold climate countries.

MAINTENANCE :

When properly taken care of, your indoor piece of furniture should not need much maintenance beyond the above. All of our indoor tables receive a final coat of clear varnish to increase protection from liquids and foods. As such, you cannot re-oil your indoor furniture without first fully sanding off this layer of varnish.

Should you need to sand and re-oil your piece of furniture please contact us first so that we can recommend the course of action particular to your chosen design, timber and finish.


We work with a local oil manufacturer who produces top quality environmentally friendly and non-toxic oil finishes which we can recommend to you based on your order.

James Mudge


TIMBER SAMPLES :



ash - natural




oak - natural



oak - grey oil




iroko - grey oil



walnut - clear oil



oak - gunmetal



oak - dark charcoal