

James Mudge



OUTDOOR HARVEST BENCH

JAMES MUDGE FURNITURE STUDIO

James Mudge



**SPECIFICATIONS :**

---

---

2800 x 250 x 450mm high | 44mm thick top

---

---

to be paired with outdoor harvest table 3000 x 1000 x 750mm

---

---

solid iroko with a grey oil finish

---

James Mudge



**SPECIFICATIONS :**

3000 x 300 x 450mm high | 70mm thick top

to be paired with outdoor harvest table 3200 x 1000 x 750mm

solid iroko with a grey oil finish

James Mudge



**SPECIFICATIONS :**

---

---

table: 2400 x 900 x 750mm high | 44mm thick top

---

---

bench: 2200 x 250 x 450mm high | 44mm thick top

---

---

solid iroko with a grey oil finish

---

*James Mudge*



**SPECIFICATIONS :**

---

1600 x 300 x 450mm high | 44mm thick top

---

detail showing dovetail join, grooves between planks

---

and stainless steel bolts | iroko grey oil finish

---



James Mudge



SPECIFICATIONS :

---

custom tree-hugger table

---

---

paired with outdoor harvest benches | 70mm thick top

---

---

custom made in keuring with a grey oil finish

---

OUTDOOR HARVEST BENCH :

---

Designed to be paired with the Outdoor Harvest Table, this bench lends itself to casual outdoor dining, however, it also works well as a standalone piece.

This bench is available in two timber thicknesses: 44mm and 70mm thick. The 44mm thick bench pairs well with both the 44mm and the 70mm thick table, but the 70mm thick bench should only be paired with the 70mm thick table design, for the aesthetic proportions. When bought together with a table, please note that the bench will be 200mm shorter than the table length (100mm on each side) as this works better compositionally.

The longest recommended length for the 44mm thick bench is 2800mm, after which, we recommend two benches per side of the table. The 70mm thick bench can be made longer, but bear in mind the ease of use when moving the bench to get in and out.

As a standard, this bench design is made 250mm deep. This offers a narrow bench, which is light and easy to move around, while still offering enough space for comfortable seating. We can make this design wider and have reflected a few size options below.

The 70mm thick version is made 300mm deep minimum as this looks better proportionally with the thickness of the timber.

Benches help to maximize seating arrangements, meaning you can get away with a smaller table if needed when paired with benches.

This design is made exclusively from FSC certified Iroko timber, colloquially known as African Teak, and is suitable for full outdoor use. The traditional and expertly crafted joinery seen in this design enables the continuous movement of the timber throughout its life and ensures its durability in the changing outdoor environment.

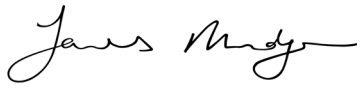
Finished with a locally produced, environmentally friendly and non-toxic grey oil, the Outdoor Harvest Bench develops a worn-in aesthetic as it ages, a distinctive trait of solid wood furniture. With natural exposure to sun and rain, light surface cracks will appear and the timber will develop a silvery grey patina UV exposure. The expressed joints between the planks of the bench top will open and close with the seasons and there may be a certain amount of warping and cupping of the timber, depending on the amount of sun the piece gets. However, structurally, the design will maintain its integrity if properly cared for.

STANDARD BENCH SIZES - 44 MM :

---

mm (L W H)
1000 x 250 / 300 / 350 x 450
1100 x 250 / 300 / 350 x 450
1200 x 250 / 300 / 350 x 450
Continued on page 9.

---

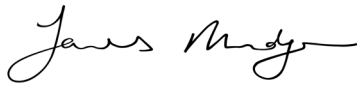


STANDARD BENCH SIZES - 44 MM (CONT.):

mm (LWH)
1300 x 250 / 300 / 350 x 450
1400 x 250 / 300 / 350 x 450
1500 x 250 / 300 / 350 x 450
1600 x 250 / 300 / 350 x 450
1700 x 250 / 300 / 350 x 450
1800 x 250 / 300 / 350 x 450
1900 x 250 / 300 / 350 x 450
2000 x 250 / 300 / 350 x 450
2100 x 250 / 300 / 350 x 450
2200 x 250 / 300 / 350 x 450
2300 x 250 / 300 / 350 x 450
2400 x 250 / 300 / 350 x 450
2500 x 250 / 300 / 350 x 450
2600 x 250 / 300 / 350 x 450
2700 x 250 / 300 / 350 x 450
2800 x 250 / 300 / 350 x 450

For pairing benches longer than 2800mm with tables we recommend having 2 benches per side. The overall length of the two benches should be between 200 and 300mm shorter than the table length to create an elegant composition.



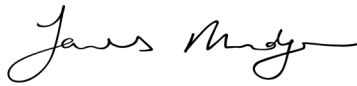


**STANDARD BENCH SIZES - 70 MM:**

---

For the 70mm thick version of this bench we recommend a minimum of 300mm wide and 1600mm long. We can make this bench up to at least 4000mm long, but bear in mind the ease of use as a wide and extra long bench will be heavy to lift.

mm (L W H)
1600 x 250 / 300 / 350 x 450
1700 x 250 / 300 / 350 x 450
1800 x 250 / 300 / 350 x 450
1900 x 250 / 300 / 350 x 450
2000 x 250 / 300 / 350 x 450
2100 x 250 / 300 / 350 x 450
2200 x 250 / 300 / 350 x 450
2300 x 250 / 300 / 350 x 450
2400 x 250 / 300 / 350 x 450
2500 x 250 / 300 / 350 x 450
2600 x 250 / 300 / 350 x 450
2700 x 250 / 300 / 350 x 450
2800 x 250 / 300 / 350 x 450
2900 x 250 / 300 / 350 x 450
3000 x 250 / 300 / 350 x 450
3100 x 250 / 300 / 350 x 450



---

## CARE INSTRUCTIONS - SOLID WOOD OUTDOOR FURNITURE :

---

---

### you will need:

---

ProNature Wood Cleaner | or a mild solution of soap & water

---

James Mudge Outdoor Care Set

---

---

## DAILY CARE :

---

All the finishes we offer provide good protection to the timber. However, in order to retain the natural finish of the timber we keep the number of protective coats to a minimum. Although this does add to the aesthetic appeal of the product, highlighting the natural qualities of solid wood, it does mean that the finishes are not impervious to damage and staining. However, if you follow the instructions laid out below, it should be sufficient for normal, everyday use.

After use, wipe down the wood surfaces with a slightly damp soft cloth to preserve and protect the wood coating. Dry with another cloth if a lot of water remains. Do not expose these products for any extent of time to pools of water or liquids. Most specifically oil, vinegar and fatty foods should be wiped up immediately using a mild solution of soap on a damp cloth. You can alternatively use ProNature Wood Cleaner. Spills should not be left overnight as they will sink in and mark.

Never use Ammonia (ie Handy Andy) or oil/silicone based cleaners (ie Mr Min) on solid wood furniture as they will damage the finishes and can create cloudy marks.

Placing hot items on the wood may result in damage or burning. We recommend that you use coasters and trivets to protect the table tops from hot dishes.

All of our outdoor furniture will develop an aged patina with time – this is intentional and will add to the character of the design. When kept outdoors surface cracking, discolouration and warping of the timber naturally occurs with all solid wood furniture. Our table tops are made up of a number of planks which are dry-jointed (no glue used), which allows for the continued expansion and contraction of the timber. The design of our outdoor furniture allows for this naturally occurring movement and should not undermine the structural integrity of the designs.

Large pools of water should not be left to pool on the surface of the wood for an extended period of time. If heavy rain creates pools of water and the table is not in a place to dry naturally from sun exposure, then the water should be wiped off.

Should you wish to delay the natural aging process of your outdoor furniture, apply outdoor furniture oil more regularly. This can be done as often as once every three months in extreme climates, but once a year is an industry standard. Light coats of furniture oil can be applied with a cloth and then removed, or brushed on and wiped off after 10 minutes. The bolts used in this design are an old-fashioned mild steel. They are, however, galvanised and will not rust.

---

## MAINTENANCE :

---

Outdoor furniture requires annual or bi-annual maintenance which includes lightly sanding and oiling the timber. Our local oil manufacturer produces top quality, environmentally friendly and non-toxic oil finishes as well as other handy products such as Plant Soap, Wood Cleaner, and Furniture Revival kits (which transform greyed timber back to their original colour). Please get in touch with us to purchase a care and maintenance kit.

Kindly take note that regular maintenance helps to keep the moisture in the timber (which is naturally dried out by the sun) and will increase the longevity of the product.