


*James Mudge*



THE WORKS DRINKS CABINET

JAMES MUDGE FURNITURE STUDIO

James Mudge



**SPECIFICATIONS :**


1100 x 550 x 2000mm high

antique brass doors with brass handles | oak dark charcoal finish

interior ash natural with birch ply

pictured with the recline spindle-back chair

James Mudge



SPECIFICATIONS :

left: detail of the solid brass handles and antique brass doors

timber oak - dark charcoal finish

right: interior detail of antique brass pouring shelf, ash drawers

and storage, and brass hanging racks for wine glasses

James Mudge



**SPECIFICATIONS :**

---

1100 x 550 x 2000 mm high

---

---

antique brass doors with brass handles | iroko grey oil finish

---

---

pictured with the d-end threefold table in oak with a brass inlay top

---

---

---

James Mudge



**SPECIFICATIONS :**

---

---

left: detail of the solid brass handles and antique brass doors

---

timber iroko - grey oil finish

---

right: interior detail of the pared down version tempered glass

---

tempered glass shelves and black door hinges

---

James Mudge



**SPECIFICATIONS :**

---

pared-down version of the works

---

includes three tempered glass shelves and a bronzed mirror back panel

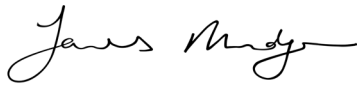
---

900 x 450 x 1900 mm high

---

pictured in oak dark charcoal finish | antique brass doors

---



THE WORKS DRINKS CABINET :

---

As the name implies, The Works drinks cabinet has it all! With bronzed mirror backing and internal lighting this cabinet is an elegant and luxurious drinks service set-up offering maximum functionality.

The Antique Brass covered doors and pouring shelf provide an interesting departure from solid wood whilst maintaining the material integrity of our designs. Brass is historically used in furniture and architecture and develops a worn-in patina over time, much the same as solid wood. With use, scratches, scuffmarks and ringmarks will appear. For us this forms part of the warmth and charm of the antiquated brass finish, reminiscent of country hotel bar-counters. Kindly note that the Brass finish is done by hand and patterns & tonal variation will all be unique.

The internal configuration includes hanging racks for wine glasses; drawers for bottles of spirits, napkins or odds and ends; an adjustable height shelf for tumblers, a bronzed mirror back panel and interior lighting which is activated by the opening of the doors. As an optional extra we can also make this design with pocket-doors, which enable the doors to be opened and then folded back into the cabinet.

We do offer this design in a pared-down version, which has an internal configuration of three tempered glass shelves at adjustable heights and a bronzed mirror backing only.

This design is for indoor use only and should not be placed in full, direct sunlight everyday. This cabinet should be attached to the wall for maximum stability.

STANDARD SIZES :

---

---

900 x 450 x 1900mm high

---

---

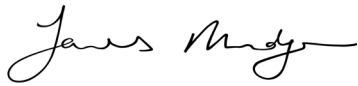
1000 x 500 x 2000mm high

---

---

1100 x 550 x 2000mm high

---



CARE INSTRUCTIONS - BRASS SURFACES :

---

you will need:

microfibre soft cloths | rags

cobra wax polish (alternatively bees wax)

---

DAILY CARE :

---

Our brass topped tables have been designed to wear - with use scratches, scuff marks and ring marks will appear. For us this forms part of the charm of the antiquated brass finish, reminiscent of hotel bar-counters. However, to protect your table and minimize the impact of marks we recommend that you place rubber or felt pads underneath any medium weight or sharp object placed on top of the table such as lamps, sculptures, computers etc.

We also recommend the use of coasters at all times if possible. Water, wine, sugary liquids, oils and vinegars should not be allowed to pool on the surface of the brass, nor should the brass be exposed to extreme heat (ie pots off the stove) as this will cause marks. Please be aware that unglazed ceramics, such as the underside of plates, are very abrasive. To avoid scratches we recommend the use of placemats.

After general day-to-day use, wipe down the brass surface with a slightly damp cloth to preserve the wax polish, then dry with a clean soft cloth. Slightly soapy water can be used to remove sticky surfaces.

Like all of our indoor furniture, the brass topped tables should not be used outdoors or placed in direct everyday sun. The solid wood will react to the sunlight, temperature changes, and moisture in the air, causing the wood to move and warp. The brass will expand and can warp if placed in full everyday sun, especially in dry climate areas. Exposure to UV will cause yellowing of the timber and surface cracking.

Use a humidifier to counteract the effects of airconditioning, especially if pointed directly at the table. Air conditioners dry out the air in a room and a humifier will restore the moisture.

MAINTENANCE :

---

To prolong the protection of the brass finish, regularly apply Cobra Wax. This can be done as often as once every two weeks. Using a lint-free microfibre soft cloth gently rub on a small amount of wax, then use another clean, dry, lint-free soft cloth to polish in circular motions. Make sure to remove all excess wax thoroughly to prevent a build up of wax. If you do not polish your brass surface regularly, then 2 or more coats could be needed to restore shine between long periods of neglect.

It is important that you do not use Brasso, Handy Andy or any other abrasive-based substance on the brass surfaces, as it will remove the antiqued patina resulting in bright gold spots. Do not place any other cleaning product on the brass (such as Mr Min) as the chemicals will cause a reaction on the surface and cause discolouration.

A good alternative to Cobra Wax polish is a beeswax polish or Pronature Wax Balm. These can be applied in the same way as is outlined above.




TIMBER SAMPLES :


---




ash - natural



oak - natural



oak - grey oil




iroko - grey oil



walnut - clear oil




oak - gunmetal




oak - dark charcoal

BRASS SAMPLES :


---



antique brass



brushed brass



bright brass